

<b>Report for:</b>	Cabinet Report (Appendices)	<b>Item Number:</b>	N/A
<b>Title:</b>	Report on consultation to reduce PAN at Tiverton and Welbourne primary schools		
<b>Report Authorised by:</b>	Carlo Kodosi, School Admissions Team Leader		
<b>Lead Officer:</b>	Nick Shasha, Place Planning Lead		
<b>Ward(s) affected:</b>	All	<b>Report:</b>	noting

## 1. Describe the issue under consideration

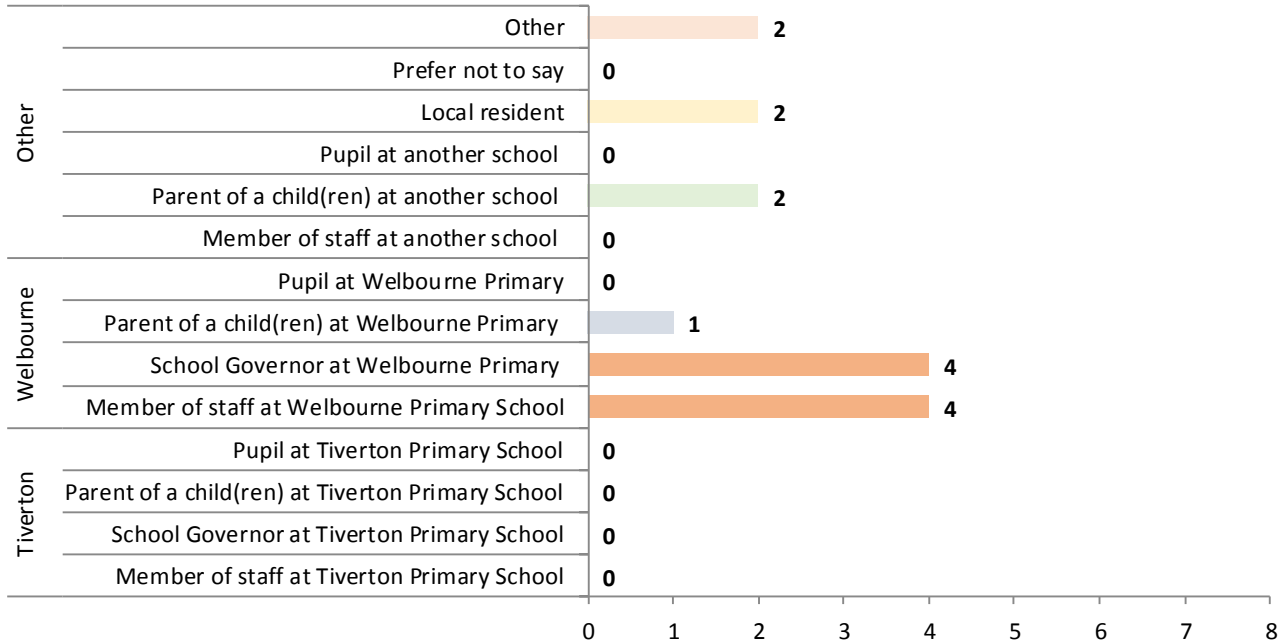
- 1.1. The council has a statutory duty to undertake an annual consultation on their Admissions arrangements for entry into schools.
- 1.2. A Haringey and London wide fall in demand for Reception places has occurred as a result of flattening birth rates and higher than projected rates of out-migration.
- 1.3. An initial consultation with School Heads was undertaken before this proposal (reduction in PAN) was added to the 2018 annual consultation on Admissions arrangements.

## 2. Findings from the 2018 Admissions Arrangements consultation (13 responses)

- 2.1. Although 13 responses to the Admissions Arrangements consultation were received it should be noted that none appear to be from pupils, parents, governors or staff at Tiverton school.
- 2.2. Of the 13 respondents to the question asking respondents to clarify their interest in the consultation the most popular were from school governors (4) and members of staff at Welbourne (4).
- 2.3. Please see the full response below:

### Question 1 - Interest in Consultation : Are you?

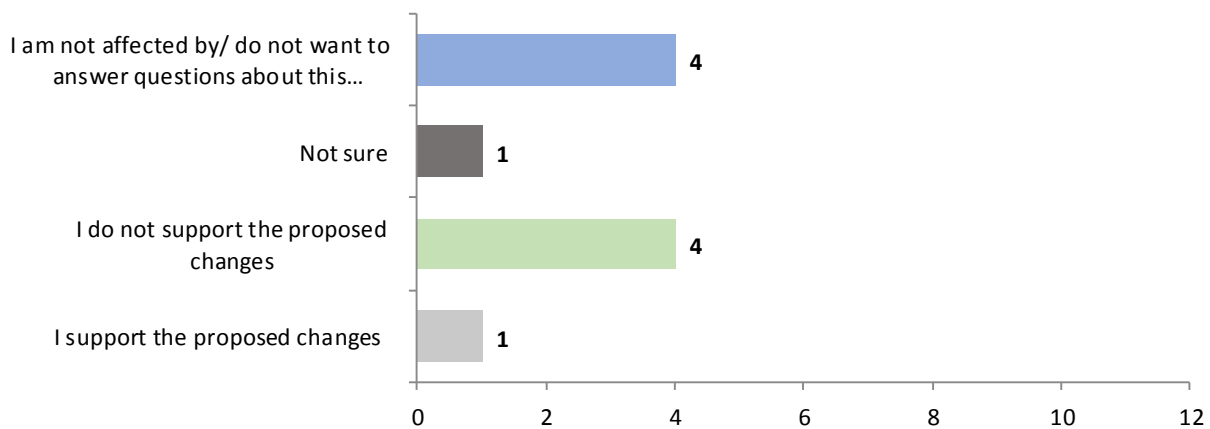
Source: Haringey Education Services 2018



2.4. Question 2 asked respondents if they supported the proposal to reduce Tiverton school’s PAN from 60 to 30. As outlined above it should be noted that no survey participants identified as pupils, parents, governors or staff at Tiverton school. Nevertheless 4 respondents did not support the proposed changes whilst an equal number said they were not affected by this proposal. 1 respondent each supported the proposed changes at Tiverton and another replied Not sure.

### Question 2: Please tell us whether you support/do not support the proposal to reduce Tiverton Primary School’s PAN from 60 to 30?

Source: Haringey Education Services 2018

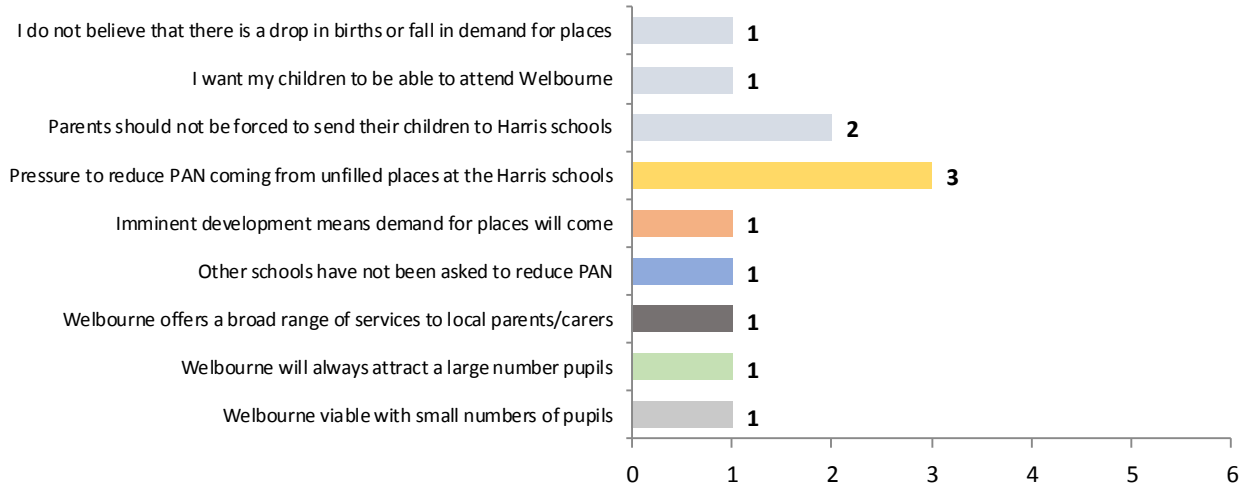


2.5. Question 3 asked respondents “If you do not support the proposed change (at Tiverton) please tell us why. Some 5 responses were received, and the points made are shown below. Again, caution in interpreting these results is required as

no participants in the survey identified as pupils, parents, governors or staff at Tiverton school.

**Question 3: If you do not support the proposed change (Tiverton) please tell us why?**

Source: Haringey Education Services 2018

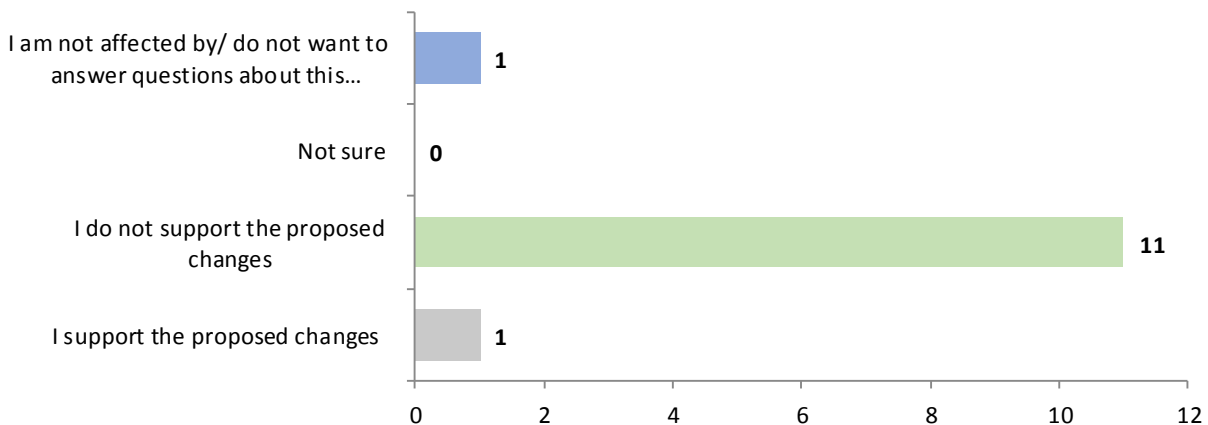


2.6. Question 4 asked: “We are keen to understand how the proposed reduction in PAN at Tiverton Primary School may affect you”. 1 respondent each requested that the number of classes should not be changed, the intake sizes should not be changed and asked why the council is choosing Tiverton and Welbourne over Harris (schools).

2.7. Question 5 asked respondents if they supported the proposal to reduce Welbourne school’s PAN from 90 to 60. All survey respondents answered this question with 11 not supporting the proposal, 1 stating they were not affected by this proposal and 1 supporting this proposal.

**Question 5: Please tell us whether you support/do not support the proposal to reduce Welbourne Primary School’s PAN from 90 to 60?**

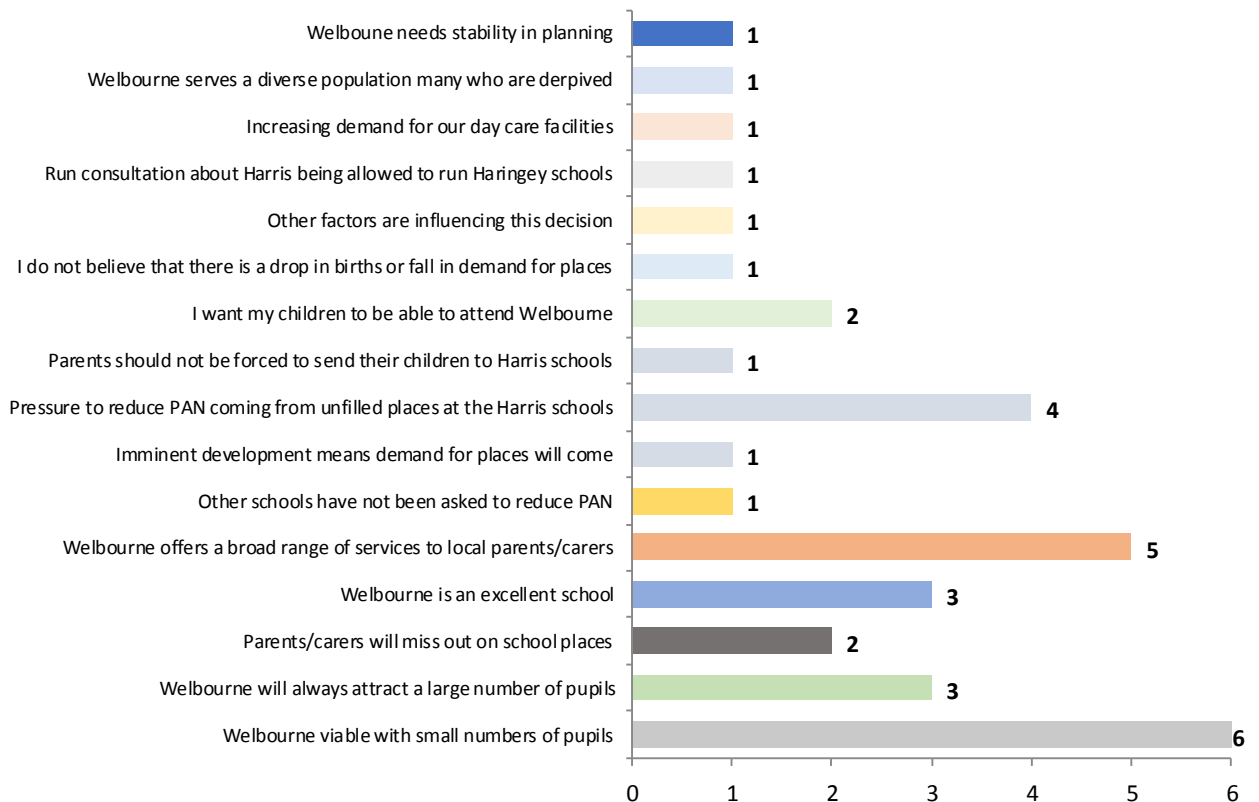
Source: Haringey Education Services 2018



- 2.8. Question 6 asked respondents “If you do not support the proposed change (at Welbourne) please tell us why.
- 2.9. Some 6 respondents felt that Welbourne was viable with fewer than its existing numbers of pupils whilst 5 felt that Welbourne offered a broad range of services to local parents and carers. 3 respondents each mentioned that Welbourne is an excellent school and will always attract a large number of pupils. 4 respondents mentioned that the pressure to reduce PAN at Welbourne was coming from unfilled places at the borough’s Harris Academy schools and 1 respondent felt parents shouldn’t be forced to send their children to Harris schools. Other themes are shown below.

**Question 6: If you do not support the proposed change (Welbourne) please tell us why?**

Source: Haringey Education Services 2018

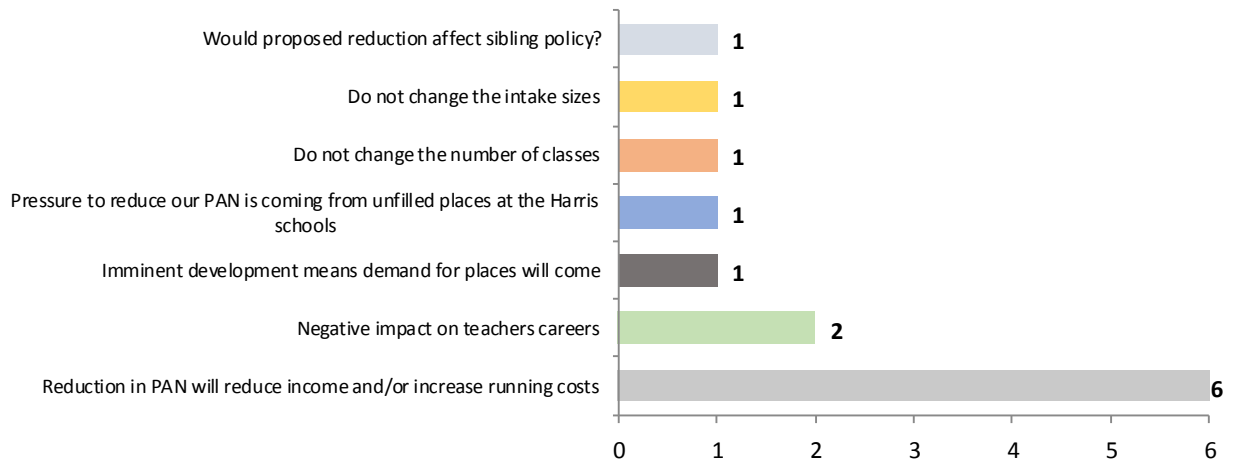


2.10. Question 7 asked respondents “how the proposed reduction in PAN at Welbourne Primary School may affect you”.

2.11. The most common response (6) was that the reduction in PAN will reduce income and/or increase running costs. The other responses can be seen below:

**Question 7: We are keen to understand how the proposed reduction in PAN at Welbourne Primary School may affect you.**

Source: Haringey Education Services 2018



**3. Proposed Admission arrangements (1 respondent)**

3.1. Only 1 response was received to the question “Please use the space below if you have any other comments or views on the proposed admission arrangements set out in Sections 1-6”. It was “I object to the sibling policy being decided by families that live closer”.

**4. Equal opportunities questions**

**Note:** Data has only been specifically referred to where the sample size is 3 or above per individual category to preserve anonymity.

- 4.1. **Age:** The age profile was as follows: 9 respondents were aged 30-44 and 3 other respondents were in different age groups.
- 4.2. **Disability:** Of the 9 responses to the disability question 6 answered that they had no disability with 3 others answering in different categories.
- 4.3. **Ethnicity:** In terms of ethnicity 8 respondents stated British and 5 other respondents stated different ethnicities.
- 4.4. **Sex:** 6 respondents replied Male. 4 Female and 3 preferred not to say.
- 4.5. **Sexual orientation:** 8 respondents stated Heterosexual and 5 others answered a different response.
- 4.6. **Gender reassignment:** 8 respondents stated that their gender wasn't different to their birth sex whilst 5 answered a different response.
- 4.7. **Refugees and asylum seekers:** 5 respondents preferred not to say

- 4.8. **Religion:** 6 respondents replied No religion, 4 preferred not to say and 3 other respondents answered different responses.
- 4.9. **Marriage and civil partnership:** 5 respondents stated they were married, 4 preferred not to say and 4 other respondents answered different responses.
- 4.10. **Language:** 10 respondents answered English and 3 other respondents preferred not to say.

Appendices Open ended survey responses for Questions 3,4,6 and 7:

**Note: No corrections or amendments have been made to these responses except where confidentiality may be compromised.**

<p><b>Q3: If you do not support the proposed change (Tiverton), please tell us why:</b></p>
<p>Welbourne notes the demand for reception places in planning area 4 is expected to fall and, therefore, the LA need to consider reducing Welbourne's PAN. Should this be completely necessary, we are happy to go ahead and decrease a class size. However, if there are enough numbers, we are happy to keep our intake at the same level for the following reasons: Welbourne can be economically viable with a smaller year group (this, of course, has its limits, however). o The LA consider that classes below 24 pupils may become financially unsustainable in the long-term. The governing body has considered the financial viability of smaller classes and is of the view that the year group could be fewer than 72 children and Welbourne would still be financially sustainable on that basis. We think that we could accommodate in the region of [65] reception pupils without it causing significant long-term budgeting issues. o Welbourne's ability to attract 72 children should therefore not be the guiding consideration in determining whether to reduce the PAN to 60. o Welbourne is at the heart of the local community and will therefore always attract a large number of pupils that live in the area. o Because Welbourne offers a broad number of services, including a children's centre and nursery, families become closely connected to Welbourne. o We note that the LA have said that in the event there is an increase in demand for primary school places and additional places are required, Welbourne will revert to their original PAN. We welcome this and are very keen to re-iterate that it is inequitable for Welbourne to not be allowed to accommodate pupils who want to attend the school when we have the facilities to accommodate them.</p>
<p>There are two Harris Primary Academies locally who have low numbers in their classes. Why have they not been asked to cut their intake? One of them has also recently been found to be cheating on their SATs:  <a href="https://www.theguardian.com/education/2018/aug/08/highly-rated-academy-over-aided-sats-pupils-inquiry-finds">https://www.theguardian.com/education/2018/aug/08/highly-rated-academy-over-aided-sats-pupils-inquiry-finds</a>          And on their Ofsted: <a href="https://www.huffingtonpost.co.uk/entry/top-academy-chain-accused-of-cheating-during-ofsted-inspection_uk_5ba0d25be4b046313fbf51c4?guccounter=1&amp;guce_referrer_us=aHR0cHM6Ly93d3cuZ29vZ2xILmNvbS8&amp;guce_referrer_cs=Zv2vPQjS06r37rZX4aaSew">https://www.huffingtonpost.co.uk/entry/top-academy-chain-accused-of-cheating-during-ofsted-inspection_uk_5ba0d25be4b046313fbf51c4?guccounter=1&amp;guce_referrer_us=aHR0cHM6Ly93d3cuZ29vZ2xILmNvbS8&amp;guce_referrer_cs=Zv2vPQjS06r37rZX4aaSew</a>          This might hit applications to Harris further. Also, with the Argent development of Tottenham Hale with 1000 homes planned and the new houses on Tottenham High Road, there will surely be plenty of demand for places at the schools for whom changes are proposed? I worry that the pressure to make this change has come from the powerful Harris Academy group, rather than from the needs and wants of children and the local community.</p>
<p>I understand that the pressure to reduce class sizes in the larger schools is coming from the Harris schools, which are not full. Those schools have become very unpopular locally due to the recent scandal about SATs results at Philip Lane, and a general view that Harris is concerned only about results and not about children. Parents should not be forced into these schools when there has not been a demonstrable turnaround since the cheating, nor should they be forced to send their children to exam factories if this approach doesn't align</p>

<p>with their values. Popular schools should not lose classes because the Harris schools cannot attract pupils - rather, there should be a consultation on whether Harris should be allowed to continue to run Haringey schools given the cheating.</p>
<p>I do not support the proposed change, due to having two children, one in which will start school 2020/21. I want my child to have the best opportunity to start the schools in our first choices and feel this will stop that.</p>
<p>I am a local resident with two children due to start school in the 20/21 intake and do not believe that there is a drop in births or movement within the area to support your claims. I also see this as direct response from pressure that the Harris academies are placing on the LA due to their lack of intake. Most importantly, due to my reasons above, this change will reduce my children's opportunity for a fair choice in their school first choice and increase the probability of having to go to an academy. Which we do not want.</p>
<p><b>Q4: We are keen to understand how the proposed reduction in PAN at Tiverton Primary School may affect you. Please use this space to tell us if you are impacted by the proposed change and how. What can we do to address any impacts you have mentioned?</b></p>
<p>I am a local resident and parent and I care about the education system. I cannot see why you have chosen to reduce numbers in Tiverton and Welbourne as opposed to Harris, when local demand in these two schools outstrips that of Harris and there is likely to be an increase in demand in these areas shortly due to new housing developments. It would seem clear that other undisclosed factors are influencing this decision.</p>
<p>Not reduce the amount of classes!</p>
<p>Not change the intake sizes.</p>
<p><b>Q6: If you do not support the proposed change (Welbourne), please tell us why:</b></p>
<p>I believe that Welbourne is the school of choice in the area, reducing numbers will mean us being an oversubscribed school and parents missing out on their choice of school.</p>
<p>Roll numbers have not fallen significantly at this school in the last five years. School numbers have only been impacted by the opening of Free School locally. There are other schools with lower admission numbers that could be looked at.</p>
<p>First and foremost, Welbourne has a track record of providing an excellent education for all pupils. Welbourne has been extremely successful in expanding from two forms to three forms of entry and every year group is of a size to be financially viable according to your figures based on a class size of at least 24. Since becoming a three form entry school Welbourne's Reception intake has been: 2013-84 2014-90 2015-85 2016-81 2017-76 2018-78</p>
<p>Welbourne notes the demand for reception places in planning area 4 is expected to fall and, therefore, the LA need to consider reducing Welbourne's PAN. Should this be completely necessary, we are happy to go ahead and decrease a class size. However, if there are enough numbers, we are happy to keep our intake at the same level for the following reasons: Welbourne can be economically viable with a smaller year group (this, of course, has its limits, however). o The LA consider that classes below 24 pupils may become financially unsustainable in the long-term. The governing body has considered the financial viability of smaller classes and is of the view that the year group could be fewer than 72 children and Welbourne would still be financially sustainable on that basis. We think that we could accommodate in the region of [65] reception pupils without it causing significant long-term budgeting issues. o Welbourne's ability to attract 72 children should therefore not be the guiding consideration in determining whether to reduce the</p>



<p>PAN to 60. o Welbourne is at the heart of the local community and will therefore always attract a large number of pupils that live in the area. o Because Welbourne offers a broad number of services, including a children’s centre and nursery, families become closely connected to Welbourne. o We note that the LA have said that in the event there is an increase in demand for primary school places and additional places are required, Welbourne will revert to their original PAN. We welcome this and are very keen to re-iterate that it is inequitable for Welbourne to not be allowed to accommodate pupils who want to attend the school when we have the facilities to accommodate them.</p>
<p>Please see my previous form about Tiverton. <b>Copied from Tiverton response:</b> The same arguments apply. I am a local resident and parent and I care about the education system. I cannot see why you have chosen to reduce numbers in Tiverton and Welbourne as opposed to Harris, when local demand in these two schools outstrips that of Harris and there is likely to be an increase in demand in these areas shortly due to new housing developments. It would seem clear that other undisclosed factors are influencing this decision.</p>
<p>I understand that the pressure to reduce class sizes in the larger schools is coming from the Harris schools, which are not full. Those schools have become very unpopular locally due to the recent scandal about SATs results at Philip Lane, and a general view that Harris is concerned only about results and not about children. Parents should not be forced into these schools when there has not been a demonstrable turnaround since the cheating, nor should they be forced to send their children to exam factories if this approach doesn’t align with their values. Popular schools should not lose classes because the Harris schools cannot attract pupils - rather, there should be a consultation on whether Harris should be allowed to continue to run Haringey schools given the cheating.</p>
<p>I do not support the proposed change, due to having two children, one in which will start school 2020/21. I want my child to have the best opportunity to start the schools in our first choices and feel this will stop that.</p>
<p>I am a local resident with two children due to start school in the 20/21 intake and do not believe that there is a drop in births or movement within the area to support your claims. I also see this as direct response from pressure that the Harris academy's are placing on the LA due to their lack of intake. Most importantly, due to my reasons above, this change will reduce my children's opportunity for a fair choice in their school first choice and increase the probability of having to go to an academy. Which we do not want.</p>
<p>As a parent of a child there and a sibling who will start in 20/21 I'm concerned there could be issues with my second child getting a place at Welbourne.</p>
<p>As a governor of Welbourne Primary School, (and chair of the Finance Committee) I welcome this consultation and am grateful that the local authority are aiming to assist governing bodies with the impact of the declining birth rate within the borough. Whilst the governing body are mindful of the decreasing number of pupils within the area (and are monitoring the number of reception pupils closely), we believe that it is not in the best interest of the school to reduce Welbourne's PAN to 60 from September 2020. Our reasons for this are as follows: 1) Welbourne will remain economically viable with an intake numbering less than 72 pupils We note that the consultation document assumes that classes below 24 pupils (i.e. a year group of 72) may become financially unsustainable in the long term. The governing body have considered the financial viability of smaller classes and are of the view that the year group could in fact accommodate 65 pupils (i.e. 21/22 in a class) and remain financially viable. This is due to the economic efficiency</p>

<p>of our staffing structure, which emphasises a 'grow your own' approach to staffing, taking on high quality well trained graduates and progressing their career at Welbourne. As a result of this approach our staffing costs tend to be lower than other schools and it is this that would allow us to take on a smaller year group over three classes and remain economically viable. In view of this analysis, the governing body would strongly prefer for the school to continue to remain a three form intake with a smaller class size rather than be reduced to a two form yeargroup with a maximum of 60 pupils. 2) Welbourne expect to buck the trend of decreasing demand caused by a lowering birthrate Welbourne is a school at the heart of its community, offering a childrens centre, nursery and school. Further, Welbourne provides a number of services to parents of those children that use the service we provide. As a result of the broad number of services that we offer, families become closely connected to the school. We are concerned that families that have built up a close association with Welbourne will lose the opportunity to send their child to Welbourne if our PAN is decreased by a third. Whilst the birth rate may be growing, we our finding that demand for our early year services is in fact increasing and cur</p>
<p>Welbourne is at the heart of the local community and attracts a large number of pupils from the local area. We offer a number of services including outreach through our Children's Centre, enabling us to form strong links with families before they join us in the main school. Our excellent Early Years Provision enables us to identify need early on and put in place suitable interventions to help our children 'catch up' quickly and to support our families with wider socio-economic issues. As we increase our popularity within the community it would be a shame if reducing our numbers denies places to those families who prefer Welbourne as their school of choice, even if this means smaller class sizes and particularly as we have the space to accommodate. As a school we have a strong ethos of investing in and growing our own teachers which helps us to mitigate against future financial risk. Smaller class sizes would therefore be financially viable. Our numbers on roll in Reception have not been below 81 since our expansion to 3 forms of entry in 2014 and not less than 76 in the last year. There is also increasing demand for our day care facilities in the Children's Centre with discussions taking currently taking place with governors about the possibility of additional places being made available.</p>
<p>Welbourne is a large successful primary school serving a diverse population, many of who live with disadvantage. The ability of the school to continue to thrive and maximise educational opportunities for the local population depends, in part, on the ability of the governing body to provide stability for future planning. While recognising the reasons for the current proposal and after some discussion, we believe the school can sustain smaller classes at least in the medium term. This will not only provide stability for planning, recruiting and retaining staff but may also have a beneficial impact on learning. Welbourne offers a large range of services and demand for our children's centre is outstripping supply. Given the importance of early years learning and the proven effectiveness of early intervention for learners who face additional challenges, we would like to explore the expansion of this service and provide reception places to enable our learners to stay within the school community.</p>
<p>Welbourne can be economically viable with a smaller year group. Welbourne's ability to attract less than 90 and potentially around 70 children should not be the guiding consideration in determining whether to reduce the PAN to 60. The Governing Board believes that the school could accommodate around 65 reception pupils without causing significant long term budgeting issues. Welbourne is a significant beacon at the heart of</p>

<p>the surrounding local community and its premises are used to offer a prenatal NHS service and preschool services. Welbourne naturally attracts a large number of families in the area. It is a high achieving school and families should be able to choose it.</p>
<p><b>Q7: We are keen to understand how the proposed reduction in PAN at Welbourne Primary School may affect you. Please use this space to tell us if you are impacted by the proposed change and how. What can we do to address any impacts you have mentioned?</b></p>
<p>Reduction in PAN will mean reduction of income. Council built new building to cope with increased role, and this building must be maintained whether there are pupils or not. This is a significant cost to the school, who may find it difficult to find the funds.</p>
<p>Welbourne currently have provision in place so that staff can further their career, especially support staff who aspire to become teachers. Reducing the size of the school will mean that there will be less opportunities for staff to grow and further their career into teaching. Welbourne needs to maintain a school that was expanded five years ago to cater for a full three forms of entry. These costs will not change if the intake is reduced to two classes.</p>
<p>· The reduction to a maximum of 60 children would have a material adverse impact on our funding and staffing need. We will need to restructure our staff to reflect the reduced headcount. · Further, given that the school is built to be three forms per year, we will have to pay for a building, which will be far from full capacity, to be maintained. These maintenance costs, when combined with the reduced funding, will have an adverse impact on our finances.</p>
<p>Please see previous form. <b>Copied from previous response:</b> The same arguments apply. I am a local resident and parent and I care about the education system. I cannot see why you have chosen to reduce numbers in Tiverton and Welbourne as opposed to Harris, when local demand in these two schools outstrips that of Harris and there is likely to be an increase in demand in these areas shortly due to new housing developments. It would seem clear that other undisclosed factors are influencing this decision.</p>
<p>Not reduce the amount of classes.</p>
<p>Not change the intake</p>
<p>How would proposed reduction affect sibling policy.</p>
<p>The reduction to a PAN of 60 would have a material adverse impact on our budget and our staffing need We will need to restructure our staff to reflect the reduced headcount. Further, given that the school has been built to accommodate three forms per year, we will continue to pay for the upkeep of a building which is not being used to its full capacity. These maintenance costs, when combined with the reduced pupil funding will have an adverse impact on our finances.</p>
<p>A reduction in PAN would impact on the school financially and may lead to staff redundancies through a restructuring process. The school is built to accommodate 3 forms of entry and as such the building will still need to be maintained whether it is full to capacity or not. These maintenance costs, combined with reduced funding will have an adverse impact on our finances.</p>
<p>Inevitably the main impact will be financial with implications for retention and staff development. We would also like it noted that we have expanded the school to accommodate 3 forms of entry and the fixed costs of running and maintaining the school buildings will largely remain the same.</p>
<p>The reduction to a maximum of 60 children reception intake would obviously impact on</p>

funding and staffing. The school would have to restructure staff to reflect the reduced pupil headcount. The school is built for three form entry. Reducing pupil population by one third in reception will mean reduced funding to manage the school estate and empty classrooms that will still require maintenance costs.