



NORTH CENTRAL LONDON JOINT HEALTH OVERVIEW AND SCRUTINY COMMITTEE

**FRIDAY, 30 SEPTEMBER 2016 AT 10.00 AM
ROOMS 1 & 2, HARINGEY CIVIC CENTRE, HIGH ROAD, WOOD GREEN,
LONDON N22 8LE**

Enquiries to: Vinothan Sangarapillai, Committee Services
E-Mail: vinothan.sangarapillai@camden.gov.uk
Telephone: 020 7974 4071 (Text phone prefix 18001)
Fax No: 020 7974 5921

MEMBERS

Councillor Alison Kelly (LB Camden) (Chair)
Councillor Pippa Connor (LB Haringey) (Vice-Chair)
Councillor Martin Klute (LB Islington) (Vice-Chair)
Councillor Alison Cornelius (LB Barnet)
Councillor Graham Old (LB Barnet)
Councillor Richard Olszewski (LB Camden)
Councillor Abdul Abdullahi (LB Enfield)
Councillor Anne Marie Pearce (LB Enfield)
Councillor Charles Wright (LB Haringey)
Councillor Jean-Roger Kaseki (LB Islington)

Issued on: Thursday, 22nd September 2016

NORTH CENTRAL LONDON JOINT HEALTH OVERVIEW AND SCRUTINY COMMITTEE - 30 SEPTEMBER 2016

THERE ARE NO PART II REPORTS

AGENDA

Wards

1. APOLOGIES

2. DECLARATIONS OF PECUNIARY AND NON-PECUNIARY INTERESTS IN RESPECT OF ITEMS ON THIS AGENDA

3. ANNOUNCEMENTS

4. NOTIFICATIONS OF ANY ITEMS OF BUSINESS THE CHAIR DECIDES TO TAKE AS URGENT

5. MINUTES

(Pages 5 - 16)

To consider the minutes of the meeting of the JHOSC held on 10th June 2016.

6. DEPUTATIONS

(Pages 17 - 20)

To receive deputations from members of the public on:

- (a) The Lower Urinary Tract Symptoms (LUTS) clinic;
- (b) The Sustainability and Transformation Plan (STP)

7. WHITTINGTON LUTS CLINIC

(Pages 21 - 22)

To consider a response from the Whittington to the LUTS patient deputation.

8. WHITTINGTON ESTATE STRATEGY

(Pages 23 - 24)

To consider a report from Whittington Health NHS Trust on their estates strategy.

9. NCL STRATEGIC TRANSFORMATION PROGRAMME AND CASE FOR CHANGE (Pages 25 - 80)

To consider the NCL Strategic Transformation Programme and the Case for Change.

10. RESIDENTIAL & NURSING CARE HOMES - SUPPORT INCLUDING PRIMARY CARE SUPPORT (Pages 81 - 86)

To consider a paper giving an update to the Joint Health Overview and Scrutiny Committee in relation to the support provided to residents of nursing and residential care homes by CCGs across North Central London (NCL).

It highlights any changes that have been made in the provision of care since the initial report was presented to the committee on 11th March 2016.

11. WORK PROGRAMME (Pages 87 - 90)

To consider the work plan for the Committee.

12. DATES OF FUTURE MEETINGS

Future meetings of the JHOSC will be on:

- Friday, 25th November 2016
- Friday, 3rd February 2017
- Friday, 24th March 2017

13. ANY OTHER BUSINESS THE CHAIR DECIDES TO TAKE AS URGENT

AGENDA ENDS

This page is intentionally left blank

THE LONDON BOROUGH OF CAMDEN

At a meeting of the **NORTH CENTRAL LONDON JOINT HEALTH OVERVIEW AND SCRUTINY COMMITTEE** held on **FRIDAY, 10TH JUNE, 2016** at 10.00 am in the Committee Room 1, Islington Town Hall, Upper Street, London N1 2UD

MEMBERS OF THE COMMITTEE PRESENT

Councillor Alison Kelly (LB Camden) (Chair)
Councillor Martin Klute (LB Islington) (Vice-Chair)
Councillor Pippa Connor (LB Haringey) (Vice-Chair)
Councillor Alison Cornelius (LB Barnet)
Councillor Graham Old (LB Barnet)
Councillor Richard Olszewski (LB Camden)
Councillor Abdul Abdullahi (LB Enfield)
Councillor Anne Marie Pearce (LB Enfield)
Councillor Charles Wright (LB Haringey)
Councillor Jean Roger Kaseki (LB Islington)

The minutes should be read in conjunction with the agenda for the meeting. They are subject to approval and signature at the next meeting of the. North Central London Joint Health Overview and Scrutiny Committee.

MINUTES

1. ELECTION OF CHAIR FOR MUNICIPAL YEAR 2016-17

RESOLVED –

THAT Councillor Alison Kelly be elected as Chair of the Committee for the 2016-17 municipal year.

2. ELECTION OF VICE-CHAIR FOR MUNICIPAL YEAR 2016-17

RESOLVED –

THAT Councillors Pippa Connor and Martin Klute be elected as Vice-Chairs of the Committee for the 2016-17 municipal year.

3. DECLARATIONS OF PECUNIARY, NON-PECUNIARY AND OTHER INTERESTS IN RESPECT OF ITEMS ON THIS AGENDA

Councillor Pippa Connor declared that her sister was a GP in Tottenham.

Councillor Richard Olszewski declared that he was on the governing body of the Royal Free Hospital and that he gave communications advice to the Pharmacists' Defence Association.

4. ANNOUNCEMENTS

There were no announcements.

5. NOTIFICATIONS OF ANY ITEMS OF BUSINESS THE CHAIR DECIDES TO TAKE AS URGENT

There were no notifications of any items of urgent business.

6. TERMS OF REFERENCE

RESOLVED –

THAT the terms of reference of the Committee be noted.

7. MINUTES

RESOLVED -

- (a) THAT the minutes of the meeting held on 11 March 2016 be confirmed and the Chair be authorised to sign them, subject to the following amendments –

Minute 2 – Page 7 - Declaration of Interests – amend the words ‘care homes’ in paragraph 3 to ‘one care home in the Borough of Barnet’

Minute 6 – Page 10 – GPs in Care Homes – in the first paragraph, delete the word ‘the’ and insert the word ‘their’ before ‘largest 10 care homes’

ACTION – PETER MOORE (ISLINGTON COMMITTEE SERVICES)

- (b) THAT the Chair, Councillor Kelly, update the Committee at the next meeting on identifying the best way of tackling the issue of the CAMHS service not being person-centred enough

ACTION – COUNCILLOR ALISON KELLY (CHAIR)

8. MINUTES OF BARNET, ENFIELD AND HARINGEY MENTAL HEALTH SUB-GROUP

RESOLVED –

THAT the minutes of the Barnet, Enfield and Haringey Mental Health Sub-Group meeting held on 13 May 2016 be noted.

9. NCL SUSTAINABILITY & TRANSFORMATION PLAN AND ESTATES DEVOLUTION PILOT

North Central London Joint Health Overview and Scrutiny Committee - Friday, 10th June, 2016

Mike Cooke, Chief Executive of L.B.Camden, and Dr. Jo Sauvage, Chair of Islington CCG, representative of the NCL Transition Group and co-Chair of the NCL Clinical Cabinet, were present for discussion of this item. Ray James, Director of Health, Housing and Adult Social Services at L.B.Enfield was also present.

The tabled presentation was outlined for Members.

During discussion of the report the following main points were made –

- It is important to recognise that financial and performance challenges cannot be met by adopting the same approach as in the past, and that there is a need to develop a more sustainable system, with more of a focus on early intervention and prevention and to recognise that primary care is an important element in this
- NCL is a complex health area and whilst progress is being made, there are important short and long term issues that need to be addressed
- A Clinical Cabinet has been set up and there is good social care input and Finance Directors are also meeting on a regular basis, in order to look at financial challenges and ways of closing the financial gaps
- NHS England was expecting a submission on proposals by the end of June, however it had since been recognised that this would now just be a 'staging' post for interim proposals, but there is a need to continue to develop the planning process with wider engagement from August/October, which would include residents, voluntary and community sector organisations and the community, together with Trusts and Local Authorities
- The NCL organisations were working together, whilst recognising that each borough had different needs. However, there is a collective commitment to deliver a strategic commissioning framework and to have a standardised process for delivery and access to primary care and to look at the areas of inequality
- There is an opportunity to deliver services more effectively and institute better prevention measures, however there is also the need to work more closely with other organisations, such as pharmacies and the voluntary and community sector in delivering services
- In response to a question, it was stated that there were a range of people involved in the Clinical Cabinet, which include Public Health, Directors of Social Services, Directors of Children's Services, etc.
- There will be some areas where all 5 boroughs will need to be involved, other areas where only 1 to 3 boroughs would need to be involved, and some activity at a sub-borough level. NCL are looking to put patients at the centre of their work and the Clinical Cabinet commissioners are looking to have a collective approach
- It was noted that NCL was a large area and complex in comparison to other STP footprints. Effective relationships, mutual trust and strong leadership would be required in order to make the grouping successful. The Committee

considered the challenge that North Central London did not have a strong sense of 'place'

- Concern was expressed at the shortage of GP's and that many older GP's would be retiring over the next few years. It was noted that the shortage of GP's is particularly severe in L.B.Enfield and that this is an issue that NCL would be looking at across the footprint, particularly in terms of projected population growth
- Reference was also made to the lack of GP provision for care homes and that many care homes were rated as requiring improvement or inadequate. If there was better GP provision this could result in fewer admissions to hospital or visits to A&E. There are significant challenges with an increasing elderly population, and that best practice needed to be taken on board in future proposals
- In response to a question as to the process of how issues would be considered at the JOHSC and at individual Borough Scrutiny Committees, the Chair stated that she had asked the L.B.Camden Chief Executive to consider this and report back to a future meeting
- It was stated that there are opportunities to improve system design, in order to establish new processes that will deliver more effectively and make financial savings
- The issue of the frail elderly is a particularly challenging one, and it may well be that hospital services need to provide additional community access, given that more complex needs will need more specialist treatment
- A Member referred to the need to provide more podiatry services in the community for the elderly
- It was stated that there is a need to develop more effective primary care provision and to involve the voluntary and community sector and pharmacies in delivering a more effective health prevention message to the community
- It was noted that the financial resources available for prevention work had decreased in recent years and that a different approach needed to be taken in future. There is a need to look at what is provided and how it is targeted. In addition, whilst prevention tended to provide long terms savings, these were not always taken account of when making shorter term financial planning decisions
- In response to a question, it was stated that there is a need to develop opportunities to do things differently, and whilst a lot of work has been done to identify transactional efficiencies, there is a need to look at transformation of services to deliver financial savings and to work with NHS Trusts on this. One example is delivering a more focused HR workforce that can work across organisations rather than in 'silos' and to look at activity modelling
- It was commented that NCL governance arrangements were complex as it covered several administrative areas. It was suggested that arrangements could be overseen by a joint Health and Wellbeing Board; however detailed proposals on decision-making would need to be developed. The Committee emphasised the importance of transparency, accountability, and embedding cross-borough scrutiny into NCL work

- Concern was expressed that many Trusts had significant funding issues and there needed to be clear proposals for the timescale of the reduction of deficits. It was stated that it was proposed to bring a report to the September JHOSC with a work plan and how the community will be engaged. However, it needed to be recognised that there will be differing views expressed and there may be a need for NHS England to make a decision ultimately on any competing views
- The Chair stated that the key messages were that there is a need to focus on clinical outcomes, proposals needed to be patient centred, and to provide value for money services and to reduce duplication. In addition, clinicians and GPs needed to be in the right place at the right time to deliver the most effective outcomes and early intervention and prevention were key. There is also a need to involve community partners on an equal basis in order to achieve better outcomes
- The view was also expressed that mental health funding should be addressed more equitably across the region and it was unsatisfactory that Enfield and Barnet received substantially less funding for mental health than other boroughs in the NCL region.
- Reference was made to the Barnet, Enfield & Haringey Mental Health Trust site. There was a need for site improvement, and members urged that information be reported back to the JHOSC on this.

RESOLVED:

- (a) That Councillor Anne Marie Pearce write to the Minister for Health expressing concern at the disparity in the provision of funding in LB. Enfield and Barnet for mental health as compared to other Boroughs in the NCL region

ACTION – COUNCILLOR ANNE MARIE PEARCE

- (b) That a progress report on the Sustainability and Transformation Plan be submitted to the September meeting and consideration be given to future routing of reports to JOHSC and individual Borough Scrutiny Committees at a later date

ACTION – MIKE COOKE (L.B.CAMDEN CHIEF EXECUTIVE)

10. WHITTINGTON HEALTH ESTATE STRATEGY UPDATE

Mike Cooke, Chief Executive L.B.Camden stated that NCL partners were looking at an estate strategy generally and it is important that the NCL partners work together, in order to rationalise the estate provision and to ensure that this is used effectively and to inform Trust's decisions on the utilisation of estates.

It was felt that there is an opportunity for key worker housing to be established on NHS estates, which could provide an opportunity for staff to be retained, given the high cost of housing in London, which is causing staff retention problems.

In response to a question as to the St. Anne's site, it was stated that a clearer position could be reported to the JHOSC at the September meeting.

It was stated that there were many disparate NHS estates and that even if some of these were not appropriate, they should not be considered in isolation for disposal, but consideration should be given as whether any other relevant use could be made of them, given the high cost of renting premises in London. It was important therefore that NCL kept an overview of estates.

Discussion took place as to recent selling off of land at Barnet General and that this had not been used to provide key worker housing. However, it was felt that this could be considered in any future land disposal.

Councillor Klute referred to the Whittington Estates strategy in particular, and that the Trust's previous estates strategy had not been a success and that he was concerned that the Whittington Board had recently disbanded the shadow Board of Governors. Councillor Klute added that he hoped that this was not an attempt to stifle discussion on this issue and that there would be genuine engagement on any proposals.

Councillor Klute added that he felt that the JHOSC should write an open letter to the Whittington NHS Trust asking them to engage more directly on their plans with NCL, the JHOSC and the L.B. Islington Health and Care Scrutiny Committee. The needs of the community needed to be paramount in any proposals.

RESOLVED -

- (a) That Councillor Klute be requested to draft an open letter to the Whittington Hospital on behalf of the Committee outlining the concerns raised above and this be circulated to Members for comment
- (b) That Councillor Klute be requested to circulate the letter he has received from the Chair of the Whittington Trust, Steve Hitchins, in response to his letter concerning the disbanding of the Whittington NHS Trust shadow board of Governors

ACTION – COUNCILLOR MARTIN KLUTE

11. LONDON AMBULANCE SERVICE QUALITY IMPROVEMENT PLAN

Peter Rhodes, Assistant Director of Operations, and Sean Brinicombe, Stakeholder Engagement Manager at the London Ambulance Service, were present for discussion of this matter and made a presentation to the Committee.

During discussion the following main points were made –

North Central London Joint Health Overview and Scrutiny Committee - Friday, 10th June, 2016

- The Trust was placed in special measures in late 2015 following a CQC inspection, and the inspection had identified issues related to staffing levels, working culture, medicines management, governance and resilience functions
- Additional support has been provided to the Trust to strengthen its executive team, with an Improvement Director appointed
- A buddying mechanism has been formed with Defence Medical Services to provide training and development to senior and middle management
- Specialist expertise is being given in the areas of organisational development, medicines management, culture and governance and a new Chair of the Trust has been appointed
- Progress against the plan has been good with 717 new staff being appointed in 2015/16. The Trust met its recruitment target to hit full establishment of 3,169 at the end of March 2016
- 246 managers have been trained in risk management and risk reporting mechanisms have been modernised
- A 'Vehicle Make Ready' pilot is underway in the NE sector. There has been communication to front line staff to outline the professional requirements on medicines management and to clarify policies and increased clinical audits. It was noted that medicines management was a particular challenge due to risks associated with holding medicines on vehicles
- Phase 1 of the cultural management programme is complete and by 1 April 2016 over 280 managers had been trained in avoidance and understanding of Bullying and Harassment. A bullying hotline had been established, however due to minimal use this had been amalgamated with a more general HR helpline
- The profile of the fleet was changing with 60 new fast response units on the road by the end of June 2016 and 104 new ambulances in production. By the end of March 2017 half of the fleet vehicles will be under 2 years old
- Manager briefing sessions have taken place on the progress plan and progress is being relayed on the intranet and a campaign strategy is to be launched
- Demand for the service has risen significantly; in 2015/16 the LAS attended 20,000 more incidents than in 2014/15
- Performance increased from 59.2% in 2014/15 to 63.3% in 2015/16 for Cat A8 calls and performance in April 2016 was 64.75%
- In response to a question it was stated that although additional support is being provided this is connected to changing the culture in the organisation rather than providing additional financial resources. The service was undergoing unannounced mock inspections in readiness for a CQC inspection and management was confident that the service would be taken out of special measures
- There were significant delays in ambulances being able to deliver patients into A&E departments, such as Barnet and North Middlesex and the Royal Free, which had resulted in ambulances being stuck at hospitals waiting to unload patients for significant periods. Peter Rhodes stated that he would supply the specific figures to the JHOSC for this to be followed up by Members.

Discussion took place with hospitals regularly on this issue; however there is increased pressure on A&E due to the high number of patients requiring treatment, particularly the number of patients self-presenting to A&E. The service was reviewing flow processes with hospitals to identify bottlenecks and to ensure that the handover of patients is as streamlined as possible

- There is difficulty in increasing paramedics due to the high cost of housing in London, however targeted recruitment of foreign paramedics has meant that some staff had been enabled to transfer from Central London to lower cost housing areas in outer London and the suburbs. One challenge associated with this was managing staff visa requirements. It was commented that the service had recently recruited many Australian staff, as there was a strong demand from Australians to work in London
- It was noted that the difficulty of patients being able to get a GP appointment has led to more people accessing A&E
- In response to a question as to whether the outflow of paramedics to join the 111/Out of Hours system had been reduced it was stated that a huge recruitment drive has taken place and there will be a large number of paramedics graduating from University from 2017 onwards. It was hoped that closer partnership work with the 111/Out of Hours service would enable the LAS to supply paramedics to the service, whilst allowing the LAS to retain staff
- Members generally welcomed the progress outlined since the CQC inspection
- The morale of staff and training has been felt to have improved but a staff survey is due to take place shortly
- Reference was made to the fact that public awareness could be increased if ambulance stations were more accessible by having open days etc. however it was noted that this is more difficult in the North Central London region due to the increased number of ambulance station locations, and also that ambulances are on the road constantly and are rarely out of use
- There is a pan-London A&E contract commissioned by Brent.
- Crews are localised as far as possible due to their knowledge of their local areas, however ambulances will move across London throughout the day and staff may cover shifts outside of their local area as required
- Members expressed the view that as the CQC is expected to come back in early 2017 for a re-inspection the JHOSC would wish to consider the results at its March meeting and also to follow up the admission to A&E delay figures referred to earlier. In addition, the JHOSC would wish to consider the issues LAS feels it still needs to work on and the ongoing strategy for dealing with this

RESOLVED –

- (a) That a report be submitted to the March meeting, following the re-inspection in early 2017 by the CQC and the strategy to be adopted by the LAS for moving forward

ACTION – PETER RHODES (LAS)

- (b) That the figures for delay in transferring patients to hospitals, referred to above be circulated to Members for this to be followed up

ACTION – PETER RHODES (LAS)

12. WORK PROGRAMME

RESOLVED:

- (a) That the following work plan be agreed –

30 September

Lower Urinary Tract Clinic – Lead – Councillor Martin Klute
NCL Strategic Transformation Programme – Lead – Councillor Alison Kelly
GP provision in Care Homes – Lead – Councillor Abdul Abdullahi
Dementia Pathway – Lead – Councillor Graham Old

25 November

Royal Free – Relationship with North Middlesex

24 March

Health Tourism at the Royal Free – Lead – Councillor Alison Cornelius
UCLH – Lead – Councillor Alison Kelly
CAMHS – Lead – Councillor Pippa Connor
LAS

ACTION – VINOTHAN SANGARAPILLAI – (CAMDEN COMMITTEE SERVICES)

- (b) That there be a standing agenda item on all future agendas on the Whittington Estates strategy

ACTION – VINOTHAN SANGARAPILLAI – (CAMDEN COMMITTEE SERVICES)

Consideration of Quality Accounts

The Chair stated that she was concerned at fact that Quality Accounts from Trusts were not being submitted to Health Scrutiny Committees in suitable time to enable them to comment and that this had recently been the case with the Whittington NHS Trust Quality Account.

The Chair added that she felt that the JHOSC should work with the Trusts to establish a suitable timeframe in order that views can be submitted; however she recognised that there is only a short timeframe whereby Trusts have to submit their accounts.

It was noted that the Barnet, Enfield and Haringey Mental Health Trust Quality Accounts were scrutinised by a JHOSC sub-group consisting of the members from those three boroughs.

RESOLVED:

- (a) That the following Quality Accounts be scrutinised by the JHOSC –
- Royal Free,
 - UCLH,
 - Whittington
- (b) That other Quality Accounts are intended to be scrutinised as follows –
- Barnet General – to be led by L.B.Barnet
 - North London Hospice – to be led by L.B.'s Camden, Barnet, Haringey
 - Camden & Islington Mental Health Trust – to be led by L.B.'s Camden and Islington
 - North Middlesex – to be led by L.B's Enfield and Haringey

ACTION – VINOOTHAN SANGARAPILLAI (CAMDEN COMMITTEE SERVICES)

- (c) That the Chair set up a scoping group to look at the timing for consideration of Quality Accounts and engage with the relevant Trusts, to ensure that these fit in with the JHOSC/individual borough scrutiny committee timetables, and if necessary the scheduled March meeting of the JHOSC be rearranged to fit in with the timetable agreed

ACTION – COUNCILLOR ALISON KELLY (CHAIR)

- (d) That a report be submitted to the September meeting on the future support arrangements for the JHOSC

ACTION – MIKE COOKE (L.B.CAMDEN CHIEF EXECUTIVE)

13. ANY OTHER BUSINESS THE CHAIR DECIDES TO TAKE AS URGENT

There was no urgent business.

14. DATES OF FUTURE MEETINGS

The Committee noted the proposed dates of future meetings and suggested that the March 2017 meeting be rescheduled, if necessary, to May 2017 to allow for the scrutiny of Quality Accounts.

It was noted that at present, subject to any possible amendment of the March meeting, the following dates were scheduled for future meetings of the Committee:

- 30 September 2016 (Haringey)
- 25 November 2016 (Barnet)
- 3 February 2017 (Enfield)
- 24 March 2017 (Camden)

*North Central London Joint Health Overview and Scrutiny Committee - Friday, 10th
June, 2016*

The meeting ended at 1.05pm.

CHAIR

Contact Officer: Vinothan Sangarapillai

Telephone No: 020 7974 4071

E-Mail: vinothan.sangarapillai@camden.gov.uk

MINUTES END

This page is intentionally left blank

INFORMATION FOR JOHSC REGARDING CURRENT RISKS TO LUTS CLINIC **Agenda Item 6**

The following points were raised with Whittington following a meeting on Tuesday the 30 August 2016. To date, no satisfactory response or solution has been forthcoming.

- 1. Succession plan and continued refusal to open the clinic to new patients** - Professor Malone Lee (PML) has put together a detailed and comprehensive succession plan for the LUTS service agreeing to return from retirement on 23 September 2016 for 4 sessions a week, until other consultants are available to cover the clinic - which ideally will migrate to ULCH supported by a new UCLP Multi-Disciplinary Team. PML has been offered a contract and the Trust is in the process of filling the existing vacancies for the staff required to run a safe and effective service.

However, the trust continues to refuse to open to new patients - something we consider both unethical and potentially unlawful, denying those with no other option access to this unique and effective service, prolonging their suffering and leaving them at risk of disease progression and long term damage. Continuing to keep the service closed to new patients also jeopardises the future of the clinic, meaning the team are asked to continue to provide the service to an ever decreasing group of existing patients. This risks research coming to a standstill, and will make attracting high calibre staff (and grants) very difficult.

The Trust initially promised at our meeting on the 2nd of August to open to new patients by mid - August. They now claim they are waiting for the final Royal College of Physicians (RCP) report which has been yet again delayed until the end of September (the trust commissioned an external review of the LUTS clinic by the RCP following the closure of the clinic in October 2015). Paul Sinden (Director of Commissioning CCG Islington) suggested that the Trust and LUTS clinic would jointly write to the RCP unequivocally along the lines that "the clinic will reopen to new patients in September and we assume that the RCP would endorse this and that there is nothing the RCP expects in its final report which would derail this plan". The Trust agreed they would write without delay but we have no confirmation this has happened.

Initially PML felt unable to sign the new contract because of these concerns; he has now agreed to do so rather than risk an unnecessary closure of the clinic. However we fear a similar impasse occurring again if the trust does not agree to reopen to new patients. **We ask the trust confirm when the clinic will be reopening to new patients, so that the succession plan already in place can become operational and we can finally be confident the future of the clinic and its vulnerable patients is secure.**

- 2. Continued closure to Paediatric patients** - It was agreed that the clinic would remain closed to paediatric patients in the immediate short term but PML will work with the Trust to put together a new paediatric pathway and that trust will make contact with a paediatric nephrologist from GSOH to arrange an alternative provision. However they have been discussing this since last November and there seems to be little progress. **We ask the trust to confirm actions being taken to resolve this and reassure us that children will soon be able to access treatment again.**

- 3. Investigation of possible treatment side effects** - It came to light during August that the Trust anonymously raised a suspicion of a causal link between LUTS clinic prescriptions and Pulmonary Fibrosis. This was submitted to the RCP without any form of investigation and RCP have asked for details - causing the current the delay in their report. We were shocked that this possibility for potential harm came to light in November 2015 and that the Trust withheld the information both from PML and the patients until August 2016. In particular the initial feedback from the RCP made no mention of an ongoing investigation into any safety issues and was clear that there was an expectation that the Trust would work transparently with the patient body. As soon PML was given the list of suspected cases, he was able to review the medical records and confirm that there is no sign of any link to the LUTS clinic's prescribing patterns.

The Trust now seem to also be raising concerns over a hypothetical risk of C diff infection, which has been recorded and described very clearly in Prof JML's submission to the RCP. The rate is 0.0007% (1:1510 patients) which is very low. **We fear that these 'safety' concerns are being raised as excuses to delay resolving the situation and securing the future of the clinic. The Trust needs to respond urgently to allay patient fears.**

- 4. PML's delayed GMC revalidation** - Although this issue has not been mentioned in patient meetings, we are concerned that despite him completing all the required paperwork, the Medical director has deferred PML's revalidation 3 times, and possibly for a 4th time as they await the final RCP report. The RCP was an invited service review and not a fitness to practice investigation for the Professor. **We would like to know what is delaying Professor's final sign off from the Medical Director and when this will be resolved.**

In addition to these points we would also like to highlight the issue that the Trust **despite its pledge for openness, transparency and working with patients and PML and team, have done nothing to that effect.** Their behaviour towards the patient group has been unhelpful, dilatory and often hostile. Meetings have also included distressing reports of bullying and harassment of the LUTS clinic staff. **We would ask that this is investigated, and stopped, and that we can be confident no personal vendettas or ulterior motives are threatening the future of a clinic and treatment that has transformed so many lives.**

This page is intentionally left blank

Joint statement – Challenging the STPs

As amended and agreed by 150 campaigners attending Health Campaigns Together conference, Birmingham September 17

As campaigners across England, we are sounding the alarm over the potential impact on health care services of the 44 Sustainability & Transformation Plans being drawn up in secret at the behest of NHS England.

Drafts of all 44 plans were submitted in July: but as of this weekend only 6 relatively complete drafts have been published – for North West London, Hampshire and Isle of Wight, Dorset, the Black Country, Wider Devon and Shropshire.

These plans all centre on achieving drastic “efficiency” savings, to stave off projected “gaps” between needs and resources reaching into hundreds of millions of pounds.

The North West London draft makes clear that most of the core savings are to come from old fashioned cuts – closing hospitals, centralising services, squeezing more “productivity” from already hard-pressed hospital staff, redundancies and dumping more unpaid tasks onto GPs and primary care services, as well as onto family carers, overwhelmingly women.

The proposed new models of “out of hospital care” will also open the door to selling off NHS estate to fund the NHS deficit, as well as further privatisation – contracting out for US-style “accountable care partnerships” and for “Multispecialty Community Providers”. We do not oppose genuine integration of health and social care but reject any moves towards “innovations” that involve replacing highly trained professional staff with fewer, cheaper, lower skilled staff, or contracting out or privatisation of health care provision. We note the current disastrous fragmentation, underfunding and widespread privatisation of social care, making a comprehensive integrated service impossible.

We note the impact and partial victories that have been won by broad-based campaigns in various areas – defending Manchester mental health, in Shropshire challenging the ‘Future fit’ proposals, in Staffordshire & Cambridgeshire exposing “lead provider” contracts, in NW London linking with two boroughs to fight closures, and more – and the success of campaigners in mobilising large protests in Bristol, Huddersfield, and Banbury.

We welcome the courageous stand that has been made in NW London by Ealing and Hammersmith & Fulham councils, refusing to sign up to an STP that would close important

local hospitals – and urge other local councils to take a similar stand wherever services are at risk.

The relentless squeeze on funding, initiated in 2010 by George Osborne, is set to continue until 2020, freezing health spending in real terms and effectively each year falling behind the increases in population and upward cost pressures on the NHS.

The delegates here oppose the STP plans as fundamentally flawed, driven by cuts and by undemocratic NHS managers. We believe they will further fragment and privatise the NHS.

We call for

- The full re-instatement of a comprehensive, universal, publicly funded, publicly owned, publicly provided and publicly accountable, national health service which is free at the point of use and has the resources needed to provide excellent health care for all on a long term, sustainable basis.
- Immediate publication of all 44 draft STPs and a full and comprehensive public consultation on their proposals
- A halt to the cash squeeze and for additional government funding, from progressive taxation, to restore the real terms budget of the NHS.
- Councils to refuse to sign up to STPs until a satisfactory conclusion to the public consultation is reached, and work with the local public to develop clear red lines around all NHS services.

We will seek to work cooperatively

- With trade unions and other partners to increase the level of awareness among health workers, professional bodies and health trade unions of the dangers of STPs. It is clear from the STP Drafts that the bulk of future savings are to come from closures, job losses and further demands on NHS staff, whose real terms wages have already been reduced by upwards of 16% since 2010.
- With broad based campaigns within communities, encouraging links with health workers in hospitals, primary care, community and other settings in defence of their jobs, pay, safe staffing levels and conditions.
- With political Parties at local and national level to build active campaigning.

We will build STP Watch as a resource and build the broadest possible united campaign to prevent STPs undermining access to local services and the quality and quantity of health & social care for all.

- We will organise a national day of local action in opposition to STPs.
- We also support the struggle of the junior doctors against the contract being imposed on them by NHS England. They are in the forefront of the fight to defend the conditions of service of all public sector workers within the NHS.

STP Conference, Health Campaigns Together.

September 17 2016

www.healthcampaignstogether.com

stpwatch@gmail.com

**JHOSC
30 September 2016 meeting
Whittington Health
Update on LUTS Clinic**

Since the JHOSC last discussion on the LUTS service we have

- Forwarded the RCP letter regarding interim recommendations
- Met with the service users on three occasions
- Continued to meet with Professor Malone Lee and the clinical team
- Engaged with UCLH regarding the succession plan and supported the wider MDT being in place
- A response was sent to the service users on 15 September regarding issues raised following our meeting on 30 August. The detail of which is summarised below.

The Trust has been working to ensure that there are transitional arrangements in place when Professor Malone Lee retires on 22 September and that we also have a succession plan in place.

1. The succession plan

There is a transitional plan which has been developed in discussion with Professor Malone Lee which enables the LUTs clinic to continue from September. Professor Malone Lee has agreed to return to his role following retirement.

The Trust is aiming to develop a succession plan which will consist of a number of consultants being part of the clinical team delivering a LUTs service. This is involving discussions between ourselves, UCLH, UCL, commissioners and service users.

2. New patients.

The Trust is planning to continue the service for patients who are currently cared for in the LUTs clinic. The issue of opening to new patients is linked to the agreement of a Succession Plan being in place.

The Trust Board in September discussed the issue of opening to new patients at this time and agreed that the Trust needs two criteria to be met, which are:-

- A viable succession plan having been agreed by WH, UCLH, UCL and commissioners
- Safety and governance concerns raised by the RCP invited service review having been satisfactorily addressed from WH and local commissioners' perspectives.

We continue to aim to resolve these issues as soon as we possibly can and to reopen to new patients. This is in line with all our discussions to date.

The final RCP report is anticipated to be received imminently.

3. Paediatric patients agreed as noted by the service user group, and the Trust is working to identify a tertiary pathway for patients.
4. Pulmonary Fibrosis investigation. The review process is being finalised by the Trust, in collaboration with our Commissioners.
5. Bullying and harassment. The Trust has policies in place to prevent and address the issue of bullying and harassment. The Trust is committed to supporting all colleagues in the MDT to work well together.
6. Revalidation is the responsibility of the General Medical Council, which receives a recommendation from the Responsible Officer in the Trust. The details of any individual are confidential.

The Trust will give a more detailed verbal update at the JHOSC meeting.

Siobhan Harrington
Deputy CEO
22 September 2016

REPORT TITLE: Whittington Health Estates Strategy – Update Report

FOR: Joint Health Overview and Scrutiny Committee

DATE: September 2016

This report provides an update on the Whittington Health Estates Strategy. The strategy is available on the Trust website and was approved by the Trust Board in February 2016.

At the Whittington Health Trust Board, held on 1st June 2016, consideration was given to the preferred vehicle to support and enable the delivery of the Whittington Health Estates Strategy. A decision was taken to progress the procurement of a Strategic Estates Partnership (SEP).

The primary focus of the partnership is the establishment of a contractual joint venture to provide an intelligent estates strategy function that will support the Trust's clinical strategy, enabling service change, improving the quality of care for patients and driving efficiency in the Trust's operations. This is likely to include: implementation of the Trust's estate strategy; estates rationalisation; capital programme planning; master-planning; raising finance and investment, and strategic service transformation planning.

We are currently continuing to work with NHS Improvement to commence the procurement of a SEP and are in the process of developing and finalising a suite of procurement documentation supported by Bevan Brittan LLP. We are aiming to commence the procurement by the end of September 2016, to have a partner in place by May 2017.

The procurement will take the form of a two stage competitive dialogue during which the Trust will have discussions with Bidders, with the aim of identifying and defining the best solution to meet the Trust's requirements.

We continue to be active members of the Haringey and Islington Health and Well Being Board, and the North Central London Sustainability and Transformation Board and associated workstreams. The strengthening of relationships across organisations through these forums is supporting and enhancing our Estates planning, and will inform the competitive dialogue with Bidders and subsequent project development within the partnership.

The JHOSC have asked a number of questions:

1. The nature of the proposed partnership with Whittington Health?

Technically this would be a contractual joint venture.

2. How the partnership is expected to operate?

There would a clear governance structure in relation to the joint venture, with a JV Board in place and membership including Executive Directors from WH.

3. How the partnership process will be invoked?

The procurement process will identify a preferred partner. This will then be subject to

approval by NHS Improvement. A full business case will need to be approved by NHSI at this point.

4. The relative power of WH and the partner in relation to estates matters?

WH Trust Board retains accountability for all projects delivered through the JV.

5. Scrutiny arrangements for the SEP activities?

All proposals would require business cases and consultation where proposing any significant change.

We will share the OJEU documentation when complete.

CONTACT OFFICER:

Siobhan Harrington, Director of Strategy and Deputy CEO
Whittington Health

RECOMMENDATION:

The Joint Health Overview and Scrutiny Committee are asked to note this update.

SIGNED:

Simon Pleydell, Chief Executive, Whittington Health

DATE: 21 September 2016

NORTH CENTRAL LONDON JHOSC	WARDS: All
REPORT TITLE North-Central London Strategic Transformation Plan and Case for Change	
REPORT OF STP Senior Programme Director	
FOR SUBMISSION TO NCL Joint Health Overview and Scrutiny Committee	DATE 30 th September 2016
<p>SUMMARY OF REPORT</p> <p>Since the last Joint Health Overview & Scrutiny meeting on 10th June 2016, further progress has been made on the development of the North Central London (NCL) Sustainability & Transformation Plan (STP).</p> <p>On 14 September 2016 we published the Case for Change (attached) which has been developed by the clinical and practitioner leadership across NCL. This document sets out an overview of the challenges we face over the next 5 years in relation to health outcomes, quality of care and the financial sustainability of health and care services in NCL. It makes a strong case for why we will need to work together to address these challenges. It therefore sets the agenda for the development of the STP.</p> <p>An update report on the development of the NCL STP is also attached. This sets out in more detail the overall objectives of the STP, the governance structures and the scope of the work we have been undertaking over the summer. We are also holding a series of stakeholder engagement meetings in each of the boroughs in September to feed into the development of the STP.</p> <p>We are currently in the process of pulling together the work of the various STP workstreams and the output of these engagement events. We will use these to develop our STP submission for NHS England by 21 October 2016. This submission is then subject to national review prior to finalisation.</p> <p>Local Government Act 1972 – Access to Information</p> <p>The following document(s) has been used in the preparation of this report:</p> <p>None</p> <p>.</p> <p>Contact Officer: Lead Officer: David Stout, NCL STP, Senior Programme Director Email: david.stout@camdenccg.nhs.uk</p>	

RECOMMENDATIONS

To note the Case for Change and the NCL STP update report

Signed: David Stout

Date:21.9.16

Appendices


The Strategic Transformation Plan and the Case for Change are included as appendices to this covering report.

REPORT ENDS

North Central London Sustainability and Transformation plan

Page 27

Progress report – September 2016



Contents

1	Executive summary
2	NCL context
3	Case for change
4	Aspirations
5	Where we are now
6	Programme scope and priorities for early delivery
7	Developing our strategic plan
8	Opportunity analysis
9	Conclusion and next steps

1 Executive summary

North Central London (NCL) has a complex health and social care landscape, with a diverse and growing population. 5 CCGs, 5 local authorities, 4 acute trusts (including 5 A&E sites), 2 mental health trusts and 2 community trusts make up the scope of our footprint. There are also 4 single specialist trusts in the area. Whilst there are good examples of organisations collaborating over the past few years, working collectively at a pan-NCL level is still relatively new, and we are building the trust required to deliver our Sustainability and Transformation plan (STP).

NCL is a vibrant part of the country's capital – there is rich cultural and economic diversity. Every borough has its own unique identity and local assets that we can build on. Many people in NCL lead healthy lives, but if people do get sick we can offer some of the best care in the country. We have a reputation for world class performance in research and the application of innovation and best practice, and can harness the intellectual capacity amongst our people to deliver outstanding outcomes. However, we are still not able to deliver universally for everyone to the standards we would like. Deprivation and inequalities exist across NCL, and poor health and wellbeing outcomes are often linked to this. There are particularly high levels of mental health problems in our population. Obesity levels are high for children, whilst immunisation levels are low. Our analysis tells us that too many people stay longer in hospital than is medically necessary. There are challenges with meeting acute standards, as well as issues workforce sustainability. Some of our estates aren't fit for purpose. Additionally, we face a financial challenge of £876m across health commissioners and providers by 20/21 if we do nothing.

We want people to be able to get the care they need when they need it, and this means supporting people to live full and independent lives in their communities to maximise health and wellbeing. When people do need specialist care, they should get it quickly and in the most appropriate setting, and be supported in their recovery. To deliver on our vision, we have created a programme of work that will meet the triple aim of health and wellbeing; care and quality; finance and efficiency. The programme includes a focus on: population health; transforming primary care; mental health; urgent and emergency care; optimising the elective pathway; consolidation of specialties; organisational-level productivity and system productivity. Delivery in these workstreams will be underpinned by a number of system enablers including: health and care workforce; health and care estates; digital and information; commissioning models; new care models and new delivery models. We recognise that there are a many significant and complex interdependencies across these workstreams and are currently in the process of identifying these and establishing the best possible process for effective management. We have developed a governance structure that has enabled us to mobilise the programme and engage all organisations across the system in developing our plan.

Our aim is to transform the way that healthcare is commissioned and provided in NCL through this STP, ensuring the system is both high performing, and clinically and financially sustainable in the future. Key decisions going forward will include how we design care for the specific needs of population groups, the delivery vehicles for care (and thus the shape of the provider landscape in NCL as a whole), and the way we can optimally commission services. We are committed to being radical in our approach and delivering the best care in London. Our population deserves this, and we are confident that we can deliver it.

2 North Central London has a complex health and social care landscape

Enfield CCG / Enfield Council
 ~320k GP registered pop, ~324k resident pop
 48 GP practices
 CCG Allocation: £362m (-£14.9m 15/16 OT)
 LA ASC, CSC, PH spend: £184m

Barnet CCG / Barnet Council
 ~396k GP registered pop, ~375k resident pop
 62 GP practices
 CCG Allocation: £444m (£2.0m 15/16 OT)
 LA ASC, CSC, PH spend: £158m

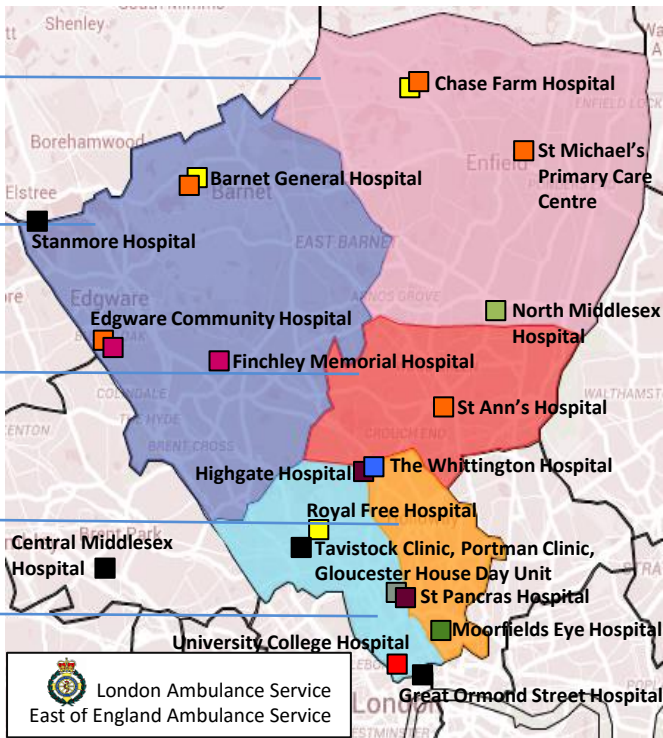
Haringey CCG / Haringey Council
 ~296k GP registered pop, ~267k resident pop
 45 GP practices
 CCG Allocation: £341m (-£2.8m 15/16 OT)
 LA ASC, CSC, PH spend: £163m

Islington CCG / Islington Council
 ~233k GP registered pop, ~221k resident pop
 34 GP practices
 CCG Allocation: £339m (£2.7m 15/16 OT)
 LA ASC, CSC, PH spend: £138m

Camden CCG / Camden Council
 ~260k GP registered pop, ~235k resident pop
 35 GP practices
 CCG Allocation: £372m (£7.2m 15/16 OT)
 LA ASC, CSC, PH spend: £191m

Total health spend **£2.5b**
 Total care spend **c.£0.8b**

NHS England
 • Primary care spend **~£180m**
 • Spec. comm. spend **~£730m**



15/16 OT		
£185m	-£12.4m	BEH Mental Health NHS Trust (main sites, incl Enfield community)
£136m	£0.7m	Camden and Islington NHS FT (and main sites)
£249m	-£8.3m	North Middlesex University Hospital NHS Trust
£951m	-£51m	The Royal Free London NHS FT
£940m	-£31m	University College London Hospitals NHS FT
£293m	-£14.8m	Whittington Health NHS Trust (incl Islington and Haringey Community)
£202m	£2m	Moorfields Eye Hospital NHS FT
N/A – not in scope for NCL STP finance base case		Central and North West London NHS FT (Camden Community)
		Central London Community Healthcare NHS Trust (Barnet Community)

The specialist providers are out of scope: GOSH and RNOH
 Tavistock and Portman NHS FT is out of scope financially but within scope for mental health

Vanguards in scope

- Royal Free multi-provider hospital model
- Accountable clinical network for cancer (UCLH)

NCL CCGs activity stats

A&E	522,838
Elective	134,513
Non-elective	163,487
Critical Care	25,718
Maternity	45,528
Outpatients	1,803,202

Total GP registered population 1.5m

Our population

- Our population is **diverse and growing**.
- Like many areas in London, we experience **significant churn** in terms of people using our health and care services as people come in and out of the city.
- There is a **wide spread of deprivation** across NCL – we have a younger, more deprived population in the east and south and an older, more affluent population in the west and north.
- There are high numbers of households in **temporary accommodation** across the patch and around a quarter of the population in NCL **do not have English as their main language**.
- Lots of people come to settle in NCL from abroad. The largest **migrant communities** arriving during 2014/15 settling in Barnet, Enfield and Haringey were from Romania, Bulgaria and Poland. In Camden and Islington in 2014/15 the largest migrant communities were from Italy, France and Spain.

Note: all OT figures are normalised positions

2 We are building on our local strengths

Who we are

North Central London (NCL) comprises 5 CCGs: Barnet, Camden, Enfield, Haringey and Islington, each coterminous with the local London Borough. The population of NCL is c.1.44m and has a £2.5bn health and c.£800m social care budget. There are four acute trusts: The Royal Free London NHS Foundation Trust (sites in scope including Barnet Hospital, Chase Farm Hospital and The Royal Free hospital in Hampstead), University College London Hospitals NHS Foundation Trust (University College Hospital site*), North Middlesex University Hospital NHS Trust, the Whittington Health NHS Trust and three single specialist hospitals: Moorfields Eye Hospital NHS Foundation Trust, Great Ormond Street Hospital for Children NHS Foundation Trust and the Royal National Orthopaedic Hospital NHS Trust. Community services are provided by Central and North West London NHS Foundation Trust, the Whittington Health NHS Trust, and Central London Community Healthcare NHS Trust. Mental health services are provided by the Tavistock and Portman NHS Foundation Trust, Camden and Islington NHS Foundation Trust, and Barnet, Enfield and Haringey Mental Health Trust. There are over 200 GP practices, and the out-of-hours services contract was recently awarded to the London Central and West Unscheduled Care Collaborative.

Our history

Historically, neither local residents nor health and care professionals have identified NCL as a “place”. Whilst there are good examples of strong partnership working where areas have come together, we have not generally operated on a 5 borough footprint in recent years. The disparities (in terms of population, geography, provider landscape and finances) between the different boroughs in NCL mean that it can be difficult to align around a common vision. The STP process has helped us to realise that we need to do something radically different in order to deliver the quality of care that we want for our population – and that we can only do so by working together collaboratively and at scale, across the whole footprint. However, we have individual and collective achievements that can be built on.

Building on our strengths

We know we have the capability to deliver significant change, for example:

- All of our boroughs are already working in GP federations. In Islington, practices are working together to make sure that people can see a doctor when their surgery is closed: with individuals’ consent, the entire GP record is available.
- Our delivery of the national Transforming Care programme in Enfield has significantly improved the lives of people with learning disabilities and autism: through diverting funding away from clinical assessment and treatment services, we have set up a community intervention service which uses combination of proven holistic therapies and Positive Behaviour Support techniques. As a result, hospital bed days per month for this cohort in Enfield have reduced from 188 to 30 between 2012 and 2015.
- We can build on the UCLP work on atrial fibrillation which many CCGs have collaborated on leading to an increase in anticoagulation rates in primary care and reduction in strokes.
- We have developed an Ambulatory Care Network at Whittington Health to address the issues of inappropriate admissions and long length of stay, through providing a safe alternative and an improved experience for patients.
- We can further develop the new model of care for CAMHS which is now referenced in 50% of CAMHS transformation plans nationally and being piloted in Camden.
- Barnet, Enfield and Haringey Mental Health Trust’s Enablement Programme launched in April 2015 is helping people who use our services to “Live, Love and Do”.
- The first Multidisciplinary Diagnostic Centre for cancer in England opened in NCL at UCLH.

What next

The next step is to build on this to complete the pan-NCL strategic plan for health and care services to improve outcomes and ensure whole system viability for the population, drawing on the Better Health for London Next Steps. We have started to build the trust between organisations that will be required to deliver this kind of plan. Providers have a good relationship and local authority engagement has been notably strong. The CCGs in NCL have extensive experience of commissioning: clinical leadership is embedded in what we do and we are knowledgeable about what patients and local residents need and want. However, we recognise that no single organisation or sector can do this alone. We have committed to working together to develop a plan that considers services at scale, but that takes into account the unique characteristics of local areas.

3 Case for change: health and wellbeing

People in NCL are living longer but in poor health

The number of older people is growing quickly, and older people have higher levels of health and care service use compared to other age groups. Older people in NCL are living the last 20 years of their life in poor health, which is worse than the England average.

There are different ethnic groups with differing health needs

There are large Black and Minority Ethnic (BME) groups in NCL. These groups have differing health needs and health risks. In addition, a quarter of local people do not have English as their main language, which creates additional challenges for effective delivery of health and care services.

There is widespread deprivation and inequalities

Poverty and deprivation are key drivers of poor health and wellbeing outcomes. Many local children grow up in poverty and many adults are claiming sickness or disability benefit. There are stark inequalities in life expectancy in NCL; for example, men living in the most deprived areas of Camden live on average 10 years fewer than those in the least deprived areas.

There is significant movement into and out of NCL

Almost 8% of local people move into or out of NCL each year, which has a significant impact on access to health services and health service delivery, such as registering with a GP and delivering immunisation and screening programmes. Large numbers of people also come into NCL daily to work.

There are high levels of homelessness and households in temporary housing

There are increasing levels of homeless households in NCL. Four of the five boroughs are in the top 10% of areas in England for number of homeless households with a priority need, and all five are in the top 10% for number of households in temporary accommodation. Poor housing is one of the main causes of poor health and wellbeing (especially for children), and housing locally very is expensive.

Lifestyle choices put local people at risk of poor health and early death

Almost half of people in NCL have at least one lifestyle-related clinical problem (e.g. high blood pressure) that is putting their health at risk, but have not yet developed a long term health condition. The biggest killers in NCL are circulatory diseases and cancer; these diseases are also the biggest contributors to the differences in life expectancy across NCL.

There are poor indicators of health for children

The number of children living in poverty is high, particularly in Camden and Islington. Childhood obesity is high, whilst immunisation levels are low.

There are high rates of mental illness among both adults and children

The rates of mental illness are high in Enfield, Haringey and Islington, and many mental health conditions go undiagnosed. Just c.72k of the estimated c.194k people who have common mental health problems or severe mental health illness in NCL are known to GPs, and only 4% of adults on Care Programme Approach are in employment, compared to the London average of 5% and England average of 7%. In addition, up to a third of people with dementia in Camden and Enfield are thought be undiagnosed. People with mental health conditions are also more likely to have poor physical health.

There are differing levels of health and social care needs

The majority of people are largely healthy, but there is high use of health and social care by those with long term conditions, severe mental illness, learning disabilities and severe physical disabilities, dementia and cancer.

This suggests that the priority groups for focus are **people with mental illness and people at risk of poor mental or physical health**. It is also important to make sure **high quality services are available when required** for the majority of local people who are **not high users of services**. Consideration needs to be given to **reducing health inequalities, the requirements of different ethnic groups and the significant movement of people** into and out of NCL.

3 Case for change: care and quality

There is not enough focus on prevention across the whole NCL system (including health, social care and the wider public sector). Many people in NCL are healthy and well, but still at risk of developing long term health conditions. There is therefore an important opportunity for prevention of disease among these people. Between 2012 and 2014, around 20% (4,628) of deaths in NCL could have been prevented. In addition, the wider determinants of health such as poverty, housing and employment have a significant impact on individuals' health and wellbeing.

Disease could be detected and managed much earlier. There are people in NCL who are unwell but do not know it. For example, there are thought to be around 20k people who do not know they have diabetes, while 13% of local people are thought to be living with hypertension. There are opportunities for better, more systematic management and control of long term health conditions in primary care.

There are challenges in provision of primary care. There are low numbers of GPs per person in Barnet, Enfield and Haringey, and low numbers of registered practice nurses per person in all CCGs but particularly in Camden and Haringey. Satisfaction levels and confidence in primary care is mixed across NCL. There are high levels of A&E attendances across NCL compared to national and peer averages, and very high levels of first outpatient attendances, suggesting that there may be gaps in primary care provision.

Lack of integrated care and support for those with a LTC. Levels of non-elective admissions are similar in NCL to other areas of London. However, there are high levels of hospitalisation for the elderly and those with chronic conditions. Many people with long term health conditions – over 40% in Barnet, Haringey and Enfield – do not feel supported to manage their condition.

Many people are in hospital beds who could be cared for at home. The majority of people with long hospital stays are elderly. This can be harmful to health, and not what people want. Delayed discharges are high in some hospitals in NCL and hundreds of people could potentially be cared for closer to home or in their home. There is also a large number of people whose admission to hospital might have been avoided.

There are differences in the way planned care is delivered. This may be because of levels of patient need, or differences in clinical practice. The number of people seen as outpatients is high and there is variation in the number of referrals between consultants in the same hospital, the number of follow-up outpatient appointments and the proportion of planned care that is done as a day case.

Challenges in mental health provision. There is still stigma associated with mental illness, and many people either do not know how, or do not want, to access mental health services. At the same time demand for mental health services has increased due to reduced funding for other public services, increasing population, higher public expectations and changes to legislation. There are high levels of mental illness in NCL, and high rates of early death, particularly in Haringey and Islington. High numbers of people are admitted to hospital: the rate of inpatient admissions in NCL is 828 per 100k, compared to 587 England-wide. Many people receive their first diagnosis of mental illness in Emergency Departments. There is variable access to liaison psychiatry, perinatal psychiatry and child and adolescent mental health services within urgent care.

Challenges in the provision of cancer care. There are many opportunities to save lives and deliver cancer services more efficiently. Late diagnosis is a particular issue, as is low levels of screening and low awareness of the symptoms of cancer in some groups. Waiting times to see a specialist and for diagnostics are long, with referrals to specialists having almost doubled in five years. There is a shortfall in diagnostic equipment and workforce, and a lack of services in the community. Some hospitals are seeing few patients with some types of cancer, in some cases less than 2 per week.

Workforce challenges. There is a significant shortfall predicted in GPs, nurses, allied healthcare professionals, with an aging workforce and increasingly attractive career opportunities elsewhere. Many people are leaving the NHS entirely. There is a high vacancy and turnover rate locally in health and social care. The number of GPs and practice nurses per person in parts of NCL is low.

Some buildings are not fit for purpose. Many of the local buildings are old and not fit for purpose, although there have recently been a number of major developments locally. It is estimated that 15% of NHS building space is not being used, incurring £20-25m a year in running costs. A large number of primary care buildings are also not fit for purpose – around 33% of GP premises in London need replacing.

Information technology needs to better support integrated care. The level of digital maturity of providers across NCL is variable, with most below the national average for digital capabilities, particularly their capability to share information with others. There is no NCL-wide governance structure or leadership team to implement digital transformation, resulting in fragmentation of information flows and duplication of effort.

3 Case for change: finance

- In 2015/16 the health system across NCL had an underlying deficit of around £120m deficit.
- If we do nothing that deficit will continue to rise over the next 5 years as a result of population growth and demand for healthcare, together with the forecast costs of delivering care exceeding the funding increases over the period to 2020/21.
- There is an increased demand for specialised services driven by advances in science and an ageing population. This has caused spending to rise more quickly than in other areas of the NHS, resulting in a financial challenge
- The scale of the financial pressures are still being validated but early analysis suggests that without action the NCL system will have a significant financial problem

4 In response to the case for change, we have collectively developed an overarching vision for NCL which will be delivered through the STP

Our vision is for North Central London to be a place with the best possible health and wellbeing, where no-one gets left behind. It will be supported by a world class, integrated health and social care system designed around our residents.

This means we will:

- help people who are well, to stay healthy
- work with people to make healthier choices
- use all our combined influence and powers to prevent poor health and wellbeing
- help people to live as independently as possible in resilient communities
- deliver better health and social care outcomes, maximising the effectiveness of the health and social care system
- improve people's experiences of health and social care, ensuring it is delivered close to home wherever possible
- reduce the costs of the health and social care system, eliminating waste and duplication so that it is affordable for the years to come
- at the same time we will ensure services remain safe and of good quality
- enable North Londoners to do more to look after themselves
- have a strong digital focus, maximising the benefits of digital health developments.

Our core principles are:

- residents and patients will be at the heart of what we do and how we transform NCL. They will participate in the design of the future arrangements.
- we will work together across organisational boundaries and take a whole system view
- we will be radical in our approach and not be constrained by the current system
- we will harness the world class assets available to us across the North Central London communities and organisations
- we will be guided by the expertise of clinicians and front line staff who are close to residents and patients
- we will build on the good practice that already exists in North Central London and work to implement it at scale, where appropriate
- we will respect the fact that the five boroughs in NCL have many similarities, there are significant differences which will require different responses in different localities.

4 The vision will be delivered through a consistent model of care



5 We have made a start on the journey towards realising our vision...

Establishing effective partnership working

Recognising that NCL-wide collaborative working across NCL is a relatively new endeavour, we are continuing to build relationships across the programme partners to ensure that health and care commissioners and providers are aligned in the process of transforming care. The STP Senior Responsible Officers (SROs) are working to bring CCGs, providers and local authorities together across the 5 boroughs recognising the history and context that underlies working together in a new way. We have established a governance framework that supports effective partnership working and will provide the foundation for the planning and implementation of our strategic programme going forward.

Understanding the size and nature of the challenge

We have undertaken analysis to identify the gaps in health and wellbeing, and care and quality in NCL in order to prioritise the areas we need to address. The clinical cabinet has finalised our case for change, which sets out a narrative in support of working in a new way and provides the platform for strategic change through identifying key areas of focus.

Financial directors from all organisations have been working well together to identify the projected NCL health and care position in 20/21 should we do nothing. We are working closely with NHS England to address the challenge around specialised commissioning, which is particularly relevant in our footprint given the specialist trusts that fall within the NCL geography.

Building the foundations of a major transformation programme

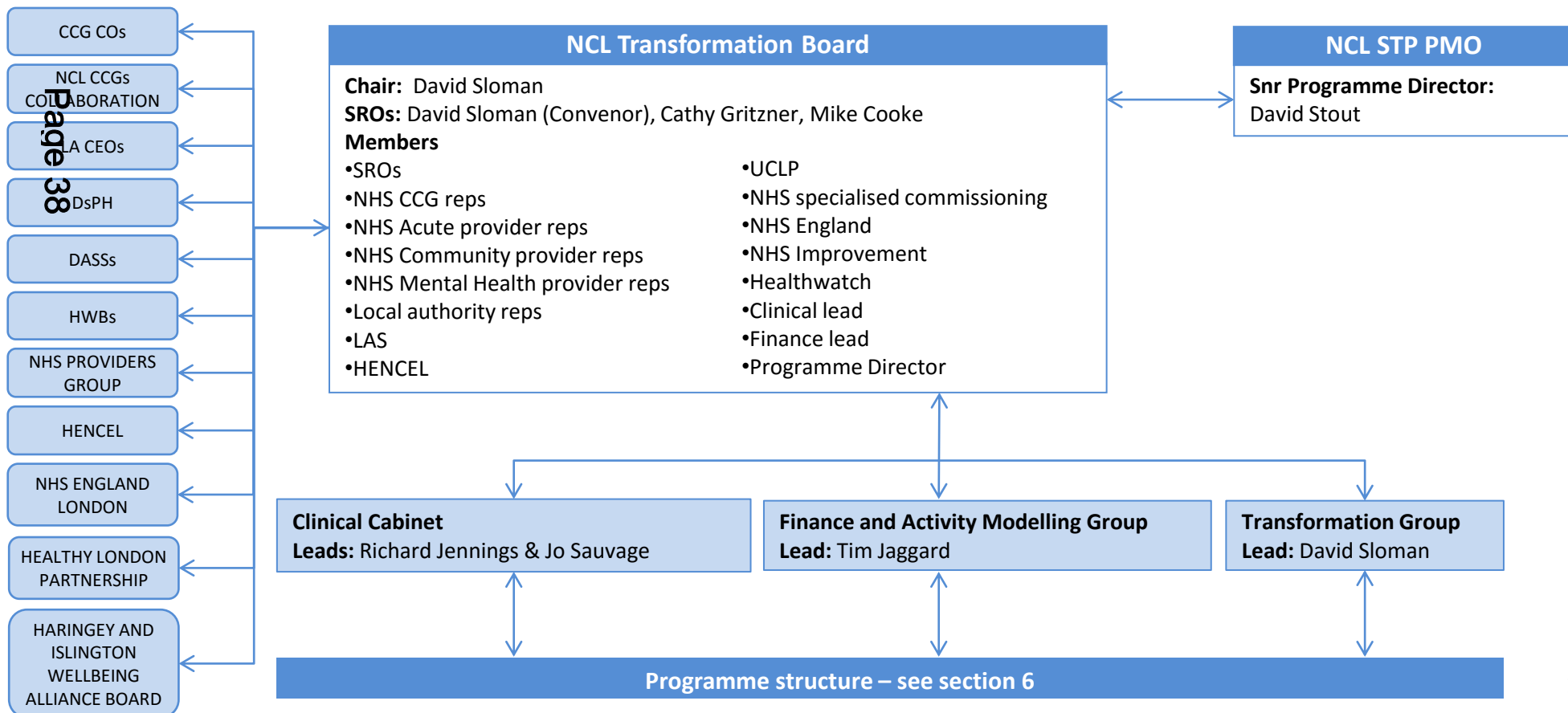
We have confirmed a budget which we feel reflects the scale of the challenge ahead of us. This funding will sustain the key roles we have already appointed to drive delivery – a senior programme director, two clinical leads and a communications and engagement director – as well as support the provision of additional resource across the various programme workstreams.

Delivering impact from year one

There is already work in train that will ensure delivery of impact before next April. CCG plans are being implemented which will build capacity and capability in primary care and delivering on the 17 specifications in the London Strategic Commissioning Framework (SCF). However we recognise that we will need to broaden our out of hospital strategy to ensure that it is co-produced and integrated with social care. Our case for change highlights some urgent issues that need addressing to ensure the short-term sustainability and viability of general practice, and our plans will ensure this as well as reducing variation and improving the offer to people across the patch. Specifically we are on track to deliver 8am – 8pm access across 100% of practices by 17/18 to deliver 135,000 additional GP and practice nurse appointments across NCL. Leveraging the opportunities afforded to us through our status as a London estates devolution pilot will potentially free up capital to provide much needed investment for primary care to deliver the larger-scale transformation required in line with our aspirational model of care. The implementation of our Local Digital Roadmap will support the delivery of the mental health, primary care and estates work, and our two Vanguards are continuing to progress with their plans.

5 We have developed a robust governance structure that enables collaborative input and steer from across the STP partners

The NCL STP **Transformation Board** meets monthly to oversee the development of the programme and includes representation from all programme partners. It has no formal decision making authority, but members are committed to steering decisions through their constituent boards and governing bodies. There are three subgroups supporting the Transformation Board. The **Clinical Cabinet** provides clinical and professional steer and input with CCG Chair, Medical Director, nursing, public health and adult social services and children’s services membership. The **Finance and Activity Modelling Group** is attended by Finance Directors from all partner organisations. The **Transformation Group** is a smaller steering group made up of a cross section of representatives from organisations and roles specifically facilitating discussion on programme direction for presentation at the Transformation Board. Every workstream has a senior level named SRO to steer the work and ensure system leadership filters down across the programme.



6 We are in the process of designing a cohesive programme that is large scale and transformational in order to meet the challenge

Development of programme structure

- Programme designed to meet the triple aim and the enablers needed to achieve this
- Senior NCL leaders performing SRO role for each workstream
- Scope of workstreams agreed
- Development of detailed delivery plans for each workstream based on logic model approach: reviewing inputs, activities, outputs and outcomes

	A Health and wellbeing	B Care and quality	C Productivity	D Enablers
High level impact	<ul style="list-style-type: none"> Improves population health outcomes Reduces demand 	<ul style="list-style-type: none"> Increases independence and improves quality Reduces length of stay 	<ul style="list-style-type: none"> Reduces non value-adding cost 	<ul style="list-style-type: none"> Facilitates the delivery of key workstreams
Initiatives	<ol style="list-style-type: none"> Population health including prevention (David Stout, STP PD) Primary care transformation (Alison Blair, ICCG CO) Mental health (Paul Jenkins, TPFT CEO) 	<ol style="list-style-type: none"> Urgent and emergency care (Alison Blair, ICCG CO) Optimising the elective pathway (Richard Jennings, Whittington MD) Consolidation of specialties (Richard Jennings, Whittington MD) 	<ol style="list-style-type: none"> Organisational-level productivity including: <ol style="list-style-type: none"> Commissioner Provider (FDs) System productivity including: <ol style="list-style-type: none"> Consolidation of corporate services Reducing transactional costs and costs of duplicate interventions (Tim Jaggard, UCLH FD) 	<ol style="list-style-type: none"> Health and care workforce (Maria Kane, BEHMHT CE) Health and care estates (Cathy Gritzner, BCCG CO and Dawn Wakeling, Barnet Council DASS) Digital / information (Neil Griffiths, UCLH DCEO) New care models & new delivery models (David Stout, STP PD) Commissioning models (Cathy Gritzner, BCCG CO)

Identifying and managing interdependencies across all workstreams, e.g. estates and digital enablers on population health, primary care transformation and mental health

6 Health and Wellbeing – Population health including prevention workstream

Development of a NCL approach to population health to achieve better health and better care at lower cost, with a reduction in health inequalities. Co-designing new models of care with residents and making best use of community assets including the voluntary and community sector. This includes a focus on preventing disease in the first place (primary prevention), preventing the deterioration/progress of disease (secondary prevention), earlier diagnosis and proactive management (including self-management) of certain conditions (e.g. diabetes), addressing the wider determinants of health such as homelessness and employment, and developing new models of care for particular population groups. The alignment of population health approaches to wider determinants of health through place-based and system leadership will drive improvement in outcomes.

Key features within scope include using population level data to understand needs across population groups (including children) and track health outcomes; aligning financial incentives with improving population health; development of different strategies for different population groups, including a whole system approach to prevention; delivering cost-effective interventions at a much larger scale to have a demonstrable impact on outcomes (e.g. smoking cessation and others from Better Health for London); developing integrated health and care records to co-ordinate services; scaled-up primary care systems; and close working with individuals to support and empower them to manage their own health and wellbeing.

6 Health and Wellbeing – Primary care transformation workstream

Focused on reducing demand by providing radically upgraded out of hospital care and support for individuals with different levels and types of needs. Close links with the urgent and emergency care workstream to achieve this. Investment in NCL GP capacity through additional staff and making time for patients initiatives to address immediate and long-term sustainability and transformation of GP practice capabilities. Particular focus on services for people with long term conditions and complex needs requiring continuity and planned care.

Development of primary care hubs to enable extended access and range of services to the community, integrating a range of health and wellbeing services around the individuals to support early intervention and prevent demand.

Development of federations of GP practices to deliver an enhanced, equitable offer to all patients, extending a range of primary care specialities across locality patient lists so residents can access the right service at the right time.

6 Health and Wellbeing – Mental health workstream

Transformation of mental health services to ensure needs are being met holistically across mental and physical health, addressing the social determinants of mental health problems and supporting our population to live well.

Areas of work include: building community resilience, strengthening of integrated out-of-hospital mental health teams, investing in the acute care pathway, developing a female Psychiatric Intensive Care Unit (PICU) and rehab housing, taking a population segmentation approach to Child and Adolescent Mental Health Services (CAMHS) supporting the delivery of Children and Young Person (CYP) plans, and scaling up of 24/7 all age liaison services

Through these workstreams the variations in mental and physical health outcomes across NCL will be addressed, including those for people with medically unexplained symptoms, depression, dementia and co-morbid physical issues such as diabetes.

Strong links with enabling workstreams including workforce, digital and estates.

6 Care and Quality - Urgent and Emergency Care (UEC) workstream

Focused on improving quality of urgent and emergency care and meeting standards, rather than improving out of hospital care which is covered in the primary care transformation workstream. Taking an integrated approach across health and social care will be key to transforming urgent care.

Improvement in NCL UEC services to reduce variability and improve quality and sustainability within the services currently named Emergency Departments, London Ambulance Service, East of England Ambulance Service, Urgent Care Centres and Walk-In Centres. Stabilisation of immediate issues in UEC services across NCL. Complete London-wide designation of UEC services work, and any necessary consolidation/ reconfiguration for all services within NCL, including Walk-In Centres. Implementation of Integrated Urgent Care.

Redesign of Urgent and Emergency Care pathways (including paediatric pathways) across NCL to include areas such as 7 day hospital development, transformation of UEC front door, and increasing the service offer for treatment at home by ambulance services. Implementation of digital urgent and emergency care, including direct booking to primary care. Review of workforce demand, capacity, roles and training.

6 Care and Quality – scope of workstreams and deliverables

Optimising the elective pathway

Understanding the variation in delivery of planned care between all acute providers in NCL and ensuring, where appropriate, pathways are consistent to ensure patient safety, quality and outcomes, and efficient care delivery. Focused on specialties with high volume or high variability, where there is opportunity to achieve high impact and realistic implementation.

Specialties in scope for the initial phase of work include: trauma and orthopaedics (T&O), general surgery, ophthalmology, cancer, gastroenterology and ear nose and throat (ENT). Analysis to support understanding of current variability to include: activity volumes by setting of treatments; volumes of activity with and without procedures; ratios of first to follow-up outpatient appointments; daycase rates; and source of outpatient referrals. Identification of potential areas for improvement and appropriate changes to pathways based on this analysis, as well as on national and international best practice such as the Shared Accountability approach (Intermountain Health) and similar value-based care models. Additionally, identification of variability in key NCL-wide cross-cutting themes, such as referral thresholds, pre-assessment, discharge and diagnostics will help inform plans to deliver improvement or standardisation, which might be applied to benefit all pathways of care in general.

Consolidation of specialties

Identification of clinical areas which might benefit from consolidation (bringing multiple services into one), networking across acute providers, or acute providers collaborating and/or configuring in a new way. Identification of areas where planned care services are heavily reliant on locums and where these services can either be consolidated, changed or transferred. Development and implementation of plans for delivering high quality and sustainable services in these areas. Central to this will be understanding activity volumes and workforce requirements at each site under different configurations. Underpinning analysis of volumes of activity, workforce composition, and projected workforce capacity against demand to be undertaken to support and ratify opportunity assessment. Work with the Finance and Activity Modelling Group and NHS England Specialised Commissioning to support identification of the opportunities for specialised commissioning (particularly around consolidation) within NCL. Support the development of delivery plans against the identified opportunities for specialised commissioning.

Close working with the new care models and new delivery models workstream to ensure alignment with overarching strategy for service configuration.

6 Productivity - Organisational-level productivity

Radically improving provider productivity is an essential part of the work to close the financial gap in NCL. Provider plans assume very significant delivery of CIP, improving provider productivity by c.2% per year up to 2020/21). This has been modelled on organisation-level improvements assuming little or no working across organisations: we know that 2% delivery each year will be tough and will require strong local leadership in all providers.

Providers in NCL have committed to delivering around 3% CIP delivery across the organisations, which is clearly an ambitious target but will set the tone for the approach to productivity as part of our STP. Our CIP delivery plans are based around the following schemes which align strongly to the recommendations coming out of the Carter review:

- **Corporate and administrative rationalisation:** minimising back office and administrative processes and streamlining teams and effort
- **Reducing spend on agency staff:** reviewing current spend on agency staff and putting in initiatives that reduce the need to depend on this
- **Prescribing with generics:** ensure this is the standardised approach across the organisation
- **Reviewing inventory and spend:** identifying any areas of high or varying spend and ensuring best value approach is consistent across the organisation
- **Reducing running costs on estates:** looking for ways to save on heating, lighting etc. based on best practice and eliminating any anomalies of high spend
- **Reviewing approach to procurement:** controlling stock levels and approach to procurement to ensure best possible value
- **Improving rostering efficiency:** Ensuring staff skill mix and level is appropriate to need

6 Productivity - System productivity workstream

Business as usual CIPs (defined as those deliverable within organisations, without collaboration or transformation) are already assumed within the organisational-level provider productivity workstream. Building on the learning from the Royal Free vanguard and other work that already exists in NCL, this workstream will specifically explore delivery opportunities beyond BAU CIPs and Carter opportunities through pan-organisational collaboration. As part of this, we will pay close attention to social and environmental impact and will use our powers as employers and purchasers effectively, including maximising social value and eliminating unnecessary resource use. This could include improving supply chains and freight consolidation, and stripping out waste from clinical pathways. In NCL, much work has already been undertaken in this area, for example the development of a shared procurement function across most trusts, outsourcing of payroll functions in several places, and advanced pathology and imaging rationalisation. Additionally many incremental savings are already included in business as usual CIP plans (for example, UCLH's Shelford procurement work, strategies for reducing agency spend. Other opportunities include:

- Workforce management and talent acquisition to reduce total cost of agency and locum staff
- Pharmacy, medical, surgical and food – procurement and distribution
- Digital information – pooled data across organisations irrespective of organisational boundaries
- Corporate finance functions – to create a collective and joined up resource management system

The workstream will also look collectively at structural issues which impact on capacity, capability and cost across the whole system, including the market management of residential and home care.

6 Enablers - Health and care workforce workstream

Development of new workforce models which are person-centred and focused on prevention and self-care, which will enable the delivery of the STP. Implementation of the right numbers of the right workforce, including review of existing roles and requirements for modified and new roles across all settings. Promoting active travel among staff to reduce air pollution and improve physical activity. Close working with the productivity workstream to develop pan-NCL strategies to reduce bank and agency spend, improve retention, and attract registered professionals and support staff into our footprint.

Enabled by the creation of an Improvement Academy building on UCLP's improvement and safety work, where we will harmonise the way we recruit, retain and develop our staff across the footprint. The Local Workforce Action Board (LWAB) will oversee implementation of this work. The workstream will enable local authorities and health to work collaboratively to design a future workforce capable of delivering integrated, person-centred care.

6 Enablers - Health and care estates workstream

The management of One Public Estate across NCL to maximise use of the asset and improve facilities for delivering care.

Development of an overarching estates strategy to deliver this (underpinned by the development of a comprehensive estates database and a pan-NCL estates programme architecture with single governance), with a focus on a number of specific opportunities, including potential site redevelopment at St Ann's, St Pancras and Moorfields.

Development of a detailed plan for capital investment to ensure maximum benefit realisation and enable delivery of benefits in other workstreams. Significant development of out of hospital estates to respond to the planned transformation across the STP programme, including utilisation and efficiency improvement, development of primary care hubs, creating mental health community support, providing accessible urgent care.

6 Enablers– scope of workstreams and deliverables

Digital and information

STP requirements have driven the development of the digital vision: digitally activated population; new and enhanced care delivery models; integrated digital record access and management; insights driven learning health system; workforce integration and enablement; whole system digital delivery model; standards and compliance. These elements have been mapped against each of the STP workstreams. The capabilities required to deliver each theme are included in the local digital roadmap, phased by strategic priority, and based on NCL's current digital landscape and the state of readiness to move towards whole system digital transformation. Digital technologies could play a major role in encouraging behaviour change and self-care. Building on digital excellence and ambition of NCL local authorities, there is the potential to harness big data and analytics across the system to support primary and secondary prevention.

New care models and new delivery models

We are developing our model for population health for NCL. As part of that work we will review the most appropriate organisational delivery models for the effective delivery of our agreed approach to population health. Options which will be explored include the development of accountable care systems/organisations, multispecialty community providers (MCPs), primary and acute care systems (PACS). Through this work we will identify the preferred model(s) and agree an implementation plan for the agreed approach.

6 Enablers - Commissioning models

Developing strong commissioning in order to deliver on the NHS Five Year Forward View and meet the challenges addressed through the STP. Supporting partnership working to develop whole population models of care, improve outcomes for patients and address care, financial and quality gaps. Building on the extensive experience of commissioning, clinical leadership and knowledge about what local residents need and want that is already embedded within NCL CCGs to improve commissioning. Collectively developing plans for a new commissioning system that will implement the STP with the following characteristics:

- Covering a sufficiently large population to commission at scale, driving more ambitious change and productivity improvement
- Clarity and simplicity, speaking with one voice when needed
- Achieving consistency of standards and the reduction of variation in pathways
- Sharing scarce commissioning leadership, capacity and capability
- Managing jointly areas of change requiring consultation, capital/revenue investment etc.
- Taking tough decisions when the resources invested do not make the biggest difference to our patients/residents

Our initial new commissioning model balances the importance of local relationships and existing programmes of work with the need to commission at scale.

At the NCL level, the 5 CCGs are developing a single commissioning and financial strategy executed through a single operating model so there is a consistent commissioning approach. We will also enhance commissioning arrangements where we do this across NCL, for example through a proposal for delegated commissioning for primary care. Appropriate governance arrangements will be put in place during 2016/17. At sub NCL level, CCGs will remain as statutory entities in their current configuration.

With our focus on population health systems and outcomes and the transition to new models to deliver these, we will need to consider how we further strengthen strategic commissioning over the next 2 years. In particular we will work with partners to consider how we commission with local authorities for integrated health and social care, as well as commissioning across pathways with NHS England functions. The responsibility for developing strategic place-based commissioning in NCL rests with health organisations and local authorities. We expect national support to ensure rules on procurement and competition do not create barriers to place based systems, as well as support for innovations in commissioning, contracting and payment mechanisms.

7 Over the next few months, we will continue to develop the STP

Next steps

Having established the priority areas to focus on through the case for change and identified immediate actions, we now need to make sure these come together as an overriding strategic plan that will govern the future development of services in NCL, and ensure this is reflected in operating plans and commissioning intentions. We in the process of considering the system as a whole in developing a full STP, rather than piecing together bottom up local plans that may not deliver transformation at scale when put together. However, we understand the urgency and need to move at pace. Between now and September we will have fully scoped and developed a formalised our approach to managing the multiple and complex interdependencies that exist between our transformation workstreams.

Jul 16 – Oct 16 – *develop STP*

Oct 16 – Jan 17 – *implementation planning*

Feb 17 onwards - *comprehensive implement'n*

	Jul 16 – Oct 16 – <i>develop STP</i>	Oct 16 – Jan 17 – <i>implementation planning</i>	Feb 17 onwards - <i>comprehensive implement'n</i>
Transformation Board	<ul style="list-style-type: none"> Set the scale of ambition for the STP, including outcomes for population health Sign off and take ownership of pan-NCL STP Establish what is best delivered at organisational / borough level as opposed to NCL wide 	<ul style="list-style-type: none"> Assure ambition is reflected in detailed plans Sign off implementation plans and obtain endorsement from constituent bodies, ensuring ownership of detailed plan for each workstream 	<ul style="list-style-type: none"> Ensure plans on track and agree necessary mitigations Lead engagement with staff, public and politicians
Transformation Group	<ul style="list-style-type: none"> Develop and take ownership of pan-NCL plan, ensuring no gaps in scope Ensure plan is aligned and interdependencies mapped 	<ul style="list-style-type: none"> Oversee management of interdependencies and continue to align existing work / operating plans / commissioning intentions around this 	<ul style="list-style-type: none"> Oversee STP implementation and ensure alignment with operating plans across NCL Review plans and add to workstreams / scope if required as any gaps emerge
Clinical cabinet	<ul style="list-style-type: none"> Assess workstream plans, ensuring they meet challenges set out in the case for change Lead broader engagement with clinicians and practitioners across NCL to ensure ownership of case for change and active participation in STP development 	<ul style="list-style-type: none"> Undertake detailed work with each of the workstreams to achieve clarity on scope and clarify implications from a clinical perspective Identify and support management of interdependencies 	<ul style="list-style-type: none"> Review case for change to identify any gaps and progress against the key areas Support implementation of all workstreams with clinical input
Finance and activity modelling group (FAMG)	<ul style="list-style-type: none"> Develop a whole system finance and activity model, linking into workforce modelling requirements Articulate quantifiable scale of ambition Develop investment requirements to implement plans Ongoing review of in-year delivery across the system to track against projected Status Quo 	<ul style="list-style-type: none"> Develop whole system productivity plans in detail, ensure 17/18 CIP plans aligned Set out detailed proposal for transformation funding Develop granular understanding of where and how benefits accrue, including phasing Review potential to bring every organisation to financial balance and explore what a NCL system control total might mean 	<ul style="list-style-type: none"> Support inputs required for business case development where required, and track early impacts of workstreams / initiatives Support implementation as required Ensure transformation fund is allocated as required across workstreams
Workstreams	<ul style="list-style-type: none"> Further develop plans for each workstream Map out interdependencies Provide input to FAMG for impact modelling and investment requirements 	<ul style="list-style-type: none"> Develop detailed delivery plans for each workstream with benefit phasing Ensure interdependencies aligned 	<ul style="list-style-type: none"> Implementation and roll out of plans Monitoring and evaluation to track impact and iterate plans to ensure continuous improvement

8 We will ensure all our stakeholders and wider programme partners are appropriately involved in the development of the programme

Engagement to date

- Workstreams have been engaging with relevant stakeholders to develop their plans.
- The general practice transformation workstream has worked collaboratively with the London CCGs (and local groups of GPs) to develop pan-London five year plan
- Mental health workstream was initiated at stakeholder workshop in January 2016 and a further workshop in May. Further service user and carer engagement is done via programme updates and specification for a citizens panel is being developed
- Significant engagement was undertaken through procurement of 111 process in urgent and emergency care workstream
- The estates workstream has been developed through a working group, with representatives from all organisations in scope
- NCL Digital Roadmap Group meets to define, shape and contribute to the interoperability programme with representation from all key organisations
- Early engagement with Health & Wellbeing Boards and the Joint Overview & Scrutiny Committee

Communications & engagement objectives

- To develop and support the engagement and involvement of STP partners across all organisations at all levels
- To ensure a strong organisational consensus on STP content and the future development of the strategic plan and its implementation. In particular, political involvement and support
- To co-ordinate and support STP partners in their own stakeholder engagement to raise awareness and understanding of:
 - the challenges and opportunities for health and care in NCL
 - how the STP – specifically the emerging priorities and initiatives - seeks to address the challenges and opportunities in order to develop the best possible health and care for our population
 - what the NCL strategic plan will mean in practice and how they can influence its further development and implementation
- To encourage and gather feedback from stakeholders – NHS, local government, local and national politicians, patients and the wider community – that can:
 - influence our emerging plans and next steps
 - help build support for the STP approach
- To ensure equalities duties are fulfilled, including undertaking equalities impact assessments

Delivering the objectives

- Forward planning in place to join up all partners and stakeholders in NCL footprint
- Dedicated communications lead now in place and taking with forward
- Stakeholder mapping underway for external and internal bodies through partnership work with CCG communications and engagement leads to include partners such as local authorities, NHS providers, GP practices and others to be determined as work progresses
- In addition to partners and stakeholders already consulted, we will identify opportunities for more STP partners clinicians/staff to have input into specific work streams, particularly local political engagement which will be key for community leadership of change
- Formal engagement with boards and partners already established and on-going
- Effective communications channels will be established for all stakeholders and partners for transparent contributions to ongoing plans and discussions, including staff, clinicians, patients, politicians etc.
- A core narrative has been created to cover our health and care challenges and opportunities, STP purpose, development, goals, strategic approach and priorities – in person-centred, accessible language
- Review requirements for consultation before March 2017

9 Conclusion and next steps

We know there is more work to do to crystallise our current workstreams plans and complete the wider strategic plan for NCL to ensure that we meet our challenge. Between now and our STP submission in October, we will build on the trust and excellent working relationships we have developed between partner organisations in order to fully define the scope of our plans and set out the tangible impact we expect to have, over specified periods of time. In parallel, we will be further exploring the opportunities that we have not yet quantified in order to show how we plan to close our financial gap. Specific additional opportunities potentially include reducing bed days through reduced length of stay, reducing variation in elective pathways and opportunities around estates. Assessing these will enable us to set out our ask for a fair share of the Strategic Transformation Fund to be used non-recurrently to support sustainability and transformation in our services.

Our case for change describes where we are now and where differences in the services available to local people can be seen, and is the first step in understanding what is not working so well. This will be used to guide the transformation of local services over the next 5 years. We have built a significant programme to respond to this that covers health and wellbeing; care and quality; productivity (at organisational and system level); and the enablers required to deliver transformation. There is strong leadership in place through senior workstream SROs and the overarching governance framework for the programme that includes clinical leadership, input and ownership from all partner organisations' finance directors, and a triumvirate of SROs representing health commissioners, providers and local authorities to ensure our work is truly led from a whole system perspective. We can build on the high quality work that is going on locally and intend to share best practice in general practice and primary care across all 5 boroughs, promoting learning and continuous improvement (for example, from Camden's prescribing behavioural change methodology).

Our immediate next step will be to work up the strategic plan through a process of co-creation, and to develop a credible proposition for population health and new care models in NCL with tangible options that all partners can buy into, building on the plans already underway for a new commissioning model in NCL. In parallel we will ensure we are addressing urgent issues faced – for example, the sustainability of some of our general practice provision across the patch, and improvement in the provision of mental health services for those with mental health problems – through a whole system, rather than a siloed, response. We will articulate this in terms of concrete, 18-month delivery plans for all of workstreams, particularly in terms of provider sustainability, primary care and mental health services. When we have a better idea of what population health will mean in terms of model(s) of care and delivery vehicles, we will be able to undertake detailed analysis of the impact on activity and patient flows and will articulate this in our next submission.

Difficult decisions lie ahead. These include working through arrangements that will mean that organisationally, the NCL health and care system will look very different following transformation. We are serious about doing something radically different and considering the transformation required across the whole system in NCL, not just individual boroughs or organisations. We are doing this because it is the right thing to do, and the only way forwards to empower people to live healthy and happy lives in NCL in a way that is financially and clinically sustainable. We recognise that we will need to work with all local partners, patients, people who use services, carers and professionals to best understand how to make all of this real over the coming months, and will begin the roll-out and implementation of our programme communications and engagement strategy to enable this.

This page is intentionally left blank

North Central London

Sustainability and Transformation Plan – Case for Change

22nd August 2016

Contents

▶	Foreword	4
▶ 1	Executive summary.....	6
▶ 2	Context.....	10
▶ 3	Health and wellbeing	12
	3.1. People in NCL are living longer but in poor health.....	12
	3.2. There are different ethnic groups with differing health needs	13
	3.3. There is widespread deprivation and inequalities.....	13
	3.4. There is significant movement into and out of NCL.....	14
	3.5. There are high levels of homelessness and households in temporary housing	15
	3.6. Lifestyle choices put local people at risk of poor health and early death	16
	3.7. There are poor indicators of health for children	17
	3.8. There are high rates of mental illness amongst adults and children.....	18
	3.9. There are differing levels of health and social care needs.....	19
▶ 4	Executive summary.....	22
	4.1. There is not enough focus on prevention	22
	4.2. Disease and illness could be detected and managed much earlier	23
	4.3. There are challenges in provision of primary care in some areas	23
	4.4. Lack of integrated care and support for those with a long term condition.....	24
	4.5. Many people are in hospital beds who could be cared for closer to home.....	26
	4.6. Hospitals are finding it difficult to meet increasingly demanding emergency standards.....	28
	4.7. There are differences in the way planned care is delivered.....	30
	4.8. There are challenges in mental health provision	32
	4.9. There are challenges delivering services for people with learning difficulties	34
	4.10. There are challenges in the provision of cancer care	36
	4.11. There are workforce challenges	38
	4.12. Some buildings are not fit for purpose.....	42
	4.13. Information technology needs to better support integrated care.....	42
▶	Financial challenge.....	44
▶	Next steps.....	45
▶	Appendix 1: data segmentation methodology	47
▶	Endnotes	48

This is the final draft of the North Central London Case for Change, since the last draft was reviewed on 30th June the following changes have been made:

1. 'Patient stories' provided by Healthwatch have been inserted to help bring the document to life
2. Section 4.6 (emergency standards) has been updated
3. A series of local and national best practice examples have been added



On behalf of all our health and social care partners in North Central London, we present our Case for Change, which tells the story of where we are now. It is important that we recognise our current situation, because we take pride in the services we provide, and it will help us understand where services need to be improved.

We know that there are differences across North Central London; waiting times for services and health outcomes vary, and the quality of care and patient experience of health and social services is sometimes not as good as it could be. This Case for Change is the first step in understanding what is not working so well, and where improvements can be made.

We have come together as the North Central London Clinical Board – a group of senior doctors, nurses and care professionals to work together to improve care and quality and make local services better. We believe that every person in North Central London should receive the same high quality standard of care. We recognise that we will need to work with all local partners, patients, carers and professionals to achieve this.

Signed by

Dr Richard Jennings, Chair North Central London Clinical Board (and Medical Director, Whittington Hospital NHS Trust)

Dr Jo Sauvage, Vice-Chair North Central London Clinical Board (and Chair, Islington CCG)

Local doctors, nurses and care workers are committed to working together to ensure we continue to improve. Never before has there been this opportunity to work so closely together to address the most important issues; to plan and deliver health and care for local people, with a strong focus on keeping people well.

In this document we describe the changing health and care needs of local people, and the key issues facing health and care services in North Central London. This document does not contain solutions but will be used to guide our understanding of where we need to transform local services over the next five years. We will work together to address the issues raised and to make sure we are able to provide high value and quality services to all.

On behalf of the North Central London Clinical Board:

- Dr Debbie Frost, Chair, Barnet CCG
- Dr Caz Sayer, Chair, Camden CCG
- Dr Mo Abedi, Chair, Enfield CCG
- Dr Peter Christian, Chair, Haringey CCG
- Dr Jonathan Bindman, Medical Director, BEH Mental Health NHS Trust
- Dr Vincent Kirchner, Medical Director, Camden and Islington NHS Foundation Trust
- Dr Joanne Medhurst, Medical Director, CLCH NHS Trust
- Dr Alex Lewis, Medical Director, CNWL NHS Foundation Trust
- Dr Cathy Cale, Medical Director, NMUH NHS Trust
- Dr Stephen Powis, Medical Director, Royal Free NHS Foundation Trust
- Dr Geoff Bellinghan, Medical Director, UCLH NHS Foundation Trust
- Dr Gill Gaskin, Medical Director, UCLH NHS Foundation Trust
- Dr Charles House, Medical Director, UCLH NHS Foundation Trust
- Dr Matthew Shaw, Medical Director, Royal National Orthopaedic Hospital NHS Trust
- Flo Panel Coates, Chief Nurse, UCLH NHS Foundation Trust
- Helen Donovan, Executive Nurse Lead, Barnet CCG
- Clare Johnston, Director of Nursing and People, Camden and Islington NHS Foundation Trust
- Dr Julie Billett, Director of Public Health, Camden and Islington Council
- Ray James, Director of Adult Social Services, Enfield Council
- Jon Abbey, Director of Adult and Children's Services, Haringey Council



This Case for Change document describes the changing health and care needs of local people and the key issues facing health and care services in North Central London (NCL). It will be used to guide the transformation of local services to improve care and quality over the next five years.

NCL comprises five CCGs – Barnet, Camden, Enfield, Haringey and Islington – each covering the same area as the local London Borough. There are around 1.44m residents in NCL and the area spends £2.5bn on health care and £800m on social care. There are five acute hospitals, three specialist hospitals, three providers of community services and three providers of mental health services, as well as 237 GP practices.

The needs of local people drive local requirements for health and social care:

- 1. People are living longer but in poor health:** the number of older people is growing quickly and older people have higher levels of health and care service use compared to other age groups. Older people in NCL are living the last 20 years of their life in poor health, which is worse than the England average. There are also large numbers of care homes in the north of NCL.
- 2. There are different ethnic groups with differing health needs:** there are large Black and Minority Ethnic (BME) groups in NCL. These groups have differing health needs and health risks. In addition, a quarter of local people do not have English as their main language.
- 3. There is widespread deprivation and inequalities:** poverty and deprivation are key drivers of poor health and wellbeing outcomes. Many local children grow up in poverty and many adults are claiming sickness or disability benefit. There are stark inequalities in life expectancy in NCL; for

example, men living in the most deprived areas of Camden live on average 10 years fewer than those in the least deprived areas.

- 4. There is significant movement into and out of NCL:** almost 8% of local people move into or out of NCL each year, which has a significant impact on access to health services and health service delivery, such as registering with a GP and delivering immunisation and screening programmes. Large numbers of people also come into NCL daily to work.
- 5. There are high levels of homelessness and households in temporary housing:** Four of the five boroughs are in the top 10% of areas in England for number of homeless households with a priority need, and all five are in the top 10% for number of households in temporary accommodation. Poor housing is one of the main causes of poor health and wellbeing (especially for children), and buying or renting housing locally is very expensive.
- 6. Lifestyle choices put local people at risk of poor health and early death:** almost half of people in NCL have at least one lifestyle-related clinical problem (e.g. high blood pressure) that is putting their health at risk, but have not yet developed a long term health condition. The biggest killers in NCL are circulatory diseases and cancer; these diseases are also the biggest contributors to the differences in life expectancy across NCL.
- 7. There are poor indicators of health for children:** the number of children living in

poverty is high, particularly in Camden and Islington. Childhood obesity is high, whilst immunisation levels are low.

- 8. There are high rates of mental illness amongst both adults and children:** rates of mental illness are high in Enfield, Haringey and Islington, and many mental health conditions go undiagnosed. For example, up to a third of people with dementia in Camden and Enfield are thought to be undiagnosed. People with mental health conditions are also more likely to have poor physical health.
- 9. There are differing levels of health and social care needs:** the majority of people are largely healthy, but there is high use of health and social care by those with long term conditions, severe mental illness, learning disabilities and severe physical disabilities, dementia and cancer.

This suggests that the priority groups for focus are people with mental illness and people at risk of poor mental or physical health. It is also important to make sure high quality services are available when required for the majority of local people who are not high users of services. Consideration needs to be given to reducing health inequalities, the requirements of different ethnic groups and the significant movement of people into and out of NCL.

There are challenges in the delivery of care and quality:

- 1. There is not enough focus on prevention across the whole NCL system (including health, social care and the wider public sector):** many people in NCL are healthy and well, but still at risk of developing long term health conditions. There is therefore an important opportunity for prevention of disease among these people. However, only 3% of health and social care funding is spent on public health in NCL. Between 2012 and 2014, around 20% (4,628) of deaths in NCL could have been prevented. In addition, the wider determinants of health such as poverty, housing and employment have a significant impact on individuals' health and wellbeing. There are opportunities for greater integration across the NCL health and care

system to enable a focus on prevention and early intervention.

- 2. Disease and illness could be detected and managed much earlier:** there are people in NCL who are unwell but do not know it. For example, there are thought to be around 20,000 people who do not know they have diabetes, while 13% of local people are thought to be living with hypertension. There are opportunities for better, more systematic management and control of long term health conditions in primary care, in line with evidence-based care standards.
- 3. There are challenges in primary care provision in some areas:** there are low numbers of GPs per person in Barnet, Enfield and Haringey, and low numbers of registered practice nurses per person in all CCGs, but particularly in Camden and Haringey. Satisfaction levels and confidence in primary care is mixed across NCL. As referenced above, there are high levels of undiagnosed long term conditions in NCL. There are also high levels of A&E attendances across NCL compared to national and peer averages, and very high levels of first outpatient attendances, suggesting that there may be gaps in primary care provision.
- 4. Lack of integrated care and support for those with long term conditions:** levels of non-elective admissions are similar in NCL to other areas of London. However, there are high levels of hospitalisation for the elderly and those with chronic conditions. Many people with long term health conditions – over 40% in Barnet, Haringey and Enfield – do not feel supported to manage their condition. The lack of available social care services in some parts of NCL may contribute to high levels of hospitalisation for some groups.
- 5. There are many people in hospital beds who could be cared for at home:** the majority of people who stay for a long time in hospital beds are elderly. Staying longer than necessary in hospital is often harmful to health, and not what people want. Delayed discharges are high in some hospitals in NCL and hundreds of people

- could potentially be cared for closer to home or in their home. There is also a large number of people whose admission to hospital might have been avoided.
6. **Hospitals are finding it difficult to meet increasingly demanding emergency standards:** three of the five acute hospitals in NCL do not meet the 16-hour consultant presence standard at the weekend. Within A&E, there are shortages of middle grade doctors. Local hospitals are not meeting key quality standards for people admitted as emergencies.
 7. **There are differences in the way planned care is delivered:** variation in the delivery of planned care may be because of the levels of patient need, or because of differences in clinical practice. The number of people seen as outpatients is high and there is variation in the number of referrals between consultants in the same hospital, the number of follow-up outpatient appointments and the proportion of planned care that is done as a day case.
 8. **Challenges in mental health provision:** there is still a lot of stigma associated with having a mental illness, and many people either do not know how, or do not want, to access mental health services. Information on help and support within local communities is not available everywhere. Demand for mental health services has increased due to social pressures related to reduced funding for public services, increasing numbers of people, higher public expectations and changes to legislation. There are very high levels of mental illness in NCL, and high rates of early death, particularly in Haringey and Islington. Community based teams cannot manage people with the most serious issues and therefore high numbers of people are admitted to hospital – many under the Mental Health Act. Many people receive their first diagnosis of mental illness in Emergency Departments. There is variable access to liaison psychiatry, perinatal psychiatry and child and adolescent mental health services (CAMHS) within urgent care. There is also no high quality health-based place of safety in NCL.
 9. **Challenges in the provision of cancer care:** there are many opportunities to save lives and deliver cancer services more efficiently. Late diagnosis of cancers is a particular issue, as is low levels of screening for cancer and low awareness of the symptoms of cancer in some groups of people. Waiting times to see a specialist and for diagnostics are long, with referrals to specialists having almost doubled in five years. There is a huge shortfall in diagnostic equipment and workforce, and a lack of services in the community, particularly at the weekend. A further issue is that some hospitals are seeing small numbers of patients with some types of cancer, in some cases less than two per week.
 10. **Workforce challenges:** there are a number of workforce challenges in NCL. There is a significant shortfall predicted in GPs, nurses, allied healthcare professionals with an aging workforce and increasingly attractive career opportunities outside London. Many people are leaving the NHS entirely. There is a high vacancy and turnover rate locally in health and social care. The number of GPs and practice nurses per person in parts of NCL, especially Haringey.
 11. **Some buildings are not fit for purpose:** many of the local buildings are old and not fit for purpose, although there have recently been a number of major developments locally. Good quality buildings that are fit for purpose reduce infection and the length of time people stay in hospital, make it easier for staff to do their jobs, are a more pleasant environment for people in hospital and reduce costs. It is estimated that 15% of NHS building space is not being used, incurring £20-25m a year in running costs. A large number of primary care buildings are also not fit for purpose – around 33% of GP premises in London need replacing.
 12. **Information technology needs to better support integrated care:** the level of digital maturity of providers across NCL is variable, with most below the national average for digital capabilities, particularly their capability to share information with others. There is no NCL-wide governance structure or leadership team to implement

digital transformation, and individual organisations continue to operate independently within their own areas with resultant fragmentation, lack of joined up information flows and duplication of effort.

13. **Financial challenge:** there is a substantial financial challenge facing health

organisations in NCL. Health commissioners and providers in NCL are already £121m in deficit in 2015/16 and, if nothing changes, will be £876m in deficit by 2020/21. This does not include the health budget impact of the local authority financial challenge, which has not been calculated.

In summary, this suggests the following areas for focus:

1. Health promotion, particularly focusing on those who are healthy and well but are at risk of developing long term health conditions.
2. Early detection and management of disease and illness, especially through more systematic management and control of long term health conditions in primary care.
3. The quality of primary care provision and the primary care workforce. It also suggests a focus on reducing variation between practices. This may reduce Emergency Department attendances, short stay admissions and first outpatient attendances.
4. Better integration of care for those with long-term conditions, and ensuring that suitable and sufficient social care is available. There also needs to be a focus on people in residential and nursing homes.
5. Reducing the length of stay and avoidable admissions in acute hospitals, in partnership with social care.
6. The delivery of emergency services in hospitals in NCL.
7. Understanding the differences between hospitals in the delivery of planned care in greater detail.
8. The provision of mental health services, particularly the physical health of those with a mental illness, early diagnosis and access to integrated services.
9. Recruiting and retaining the workforce, particularly where there are high vacancy and turnover rates or shortages in staff, and a focus on new roles and developing the existing workforce through new skills and ways of working, as well as adapting roles to changing requirements.
10. The cancer pathway across primary and acute providers.
11. Buildings that are old, expensive to run and not fit for purpose, and developing buildings that support patient and clinical needs.
12. Developing system-wide governance and leadership to support the implementation of integrated information sharing and technology.
13. Addressing the projected financial deficit.



North Central London (NCL) comprises five CCGs – Barnet, Camden, Enfield, Haringey and Islington – each coterminous with the local London Borough.

The number of people living in NCL is approximately 1.44 million, and the area has a £2.5 billion health budget and £800 million social care budget. There are four acute trusts: The Royal Free London NHS Foundation Trust (sites in scope including Barnet Hospital, Chase Farm hospital and the Royal Free Hospital in Hampstead), University College London Hospitals NHS Foundation Trust (sites in scope including University College Hospital¹), North Middlesex University Hospital NHS Trust, and the Whittington Health NHS Trust. In addition, there are three single specialist hospitals: Moorfields Eye Hospital NHS Foundation Trust, Great Ormond Street Hospital for Children NHS Foundation Trust and the Royal National Orthopaedic Hospital NHS Trust.

Community services are provided by Central and North West London NHS Foundation Trust (St Pancras hospital site), the Whittington Health NHS Trust, and Central London Community Healthcare NHS Trust (sites in scope including

Edgware community hospital and Finchley memorial hospital). Mental health services are provided by the Tavistock and Portman NHS Foundation Trust (sites in scope include the Tavistock clinic, the Portman clinic and Gloucester House day unit), Camden and Islington NHS Foundation Trust (sites in scope including Highgate Mental Health Centre and St Pancras Hospital), and Barnet, Enfield and Haringey Mental Health Trust (sites in scope including St Ann’s Hospital, Edgware Community Hospital, Chase Farm Hospital, Barnet Hospital and St Michael’s Hospital).

In addition, there are 237 GP practices, and the out-of-hours services contract was recently awarded to the London Central and West Unscheduled Care Collaborative.

Some information about the local health and social care landscape is shown in Exhibit 1 overleaf.

¹ UCLH also have a number of specialist hospitals including the Royal London Hospital for Integrated Medicine, the National Hospital for Neurology and Neurosurgery, the Royal National Throat, Nose and Ear Hospital, and the Eastman Dental Hospital

Exhibit 1 – NCL overview

Enfield CCG / Enfield Council

-320k GP registered pop
-324k resident pop
49 GP practices

Barnet CCG / Barnet Council

-396k GP registered pop
-375k resident pop
62 GP practices

Haringey CCG / Haringey Council

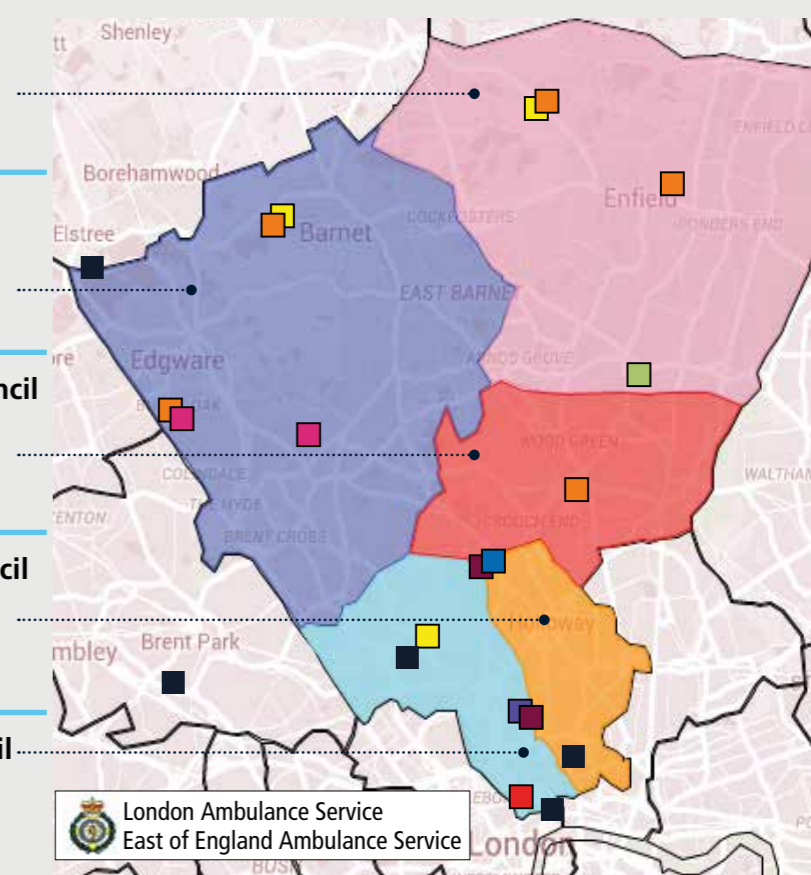
-296k GP registered pop
-267k resident pop
45 GP practices

Islington CCG / Islington Council

-233k GP registered pop
-221k resident pop
34 GP practices

Camden CCG / Camden Council

-260k GP registered pop
-235k resident pop
35 GP practices



Total health spend
£2.5bn

Total care spend
£800m

NHS England	
Primary care spend £-180m	Spec. comm. spend £-730m

- BEH Mental Health NHS Trust (main sites, incl Enfield community)
- Camden and Islington NHS FT (and main sites)
- North Middlesex University Hospital NHS Trust
- The Royal Free London NHS FT
- University College London Hospitals NHS FT
- Whittington Health NHS Trust (incl Islington and Haringey Community)
- Central and North West London NHS FT (Camden Community)
- Central London Community Healthcare NHS Trust (Barnet Community)
- Specialist providers

Other specialist providers out of scope:
GOSH; MEH; TPFT; RNOH

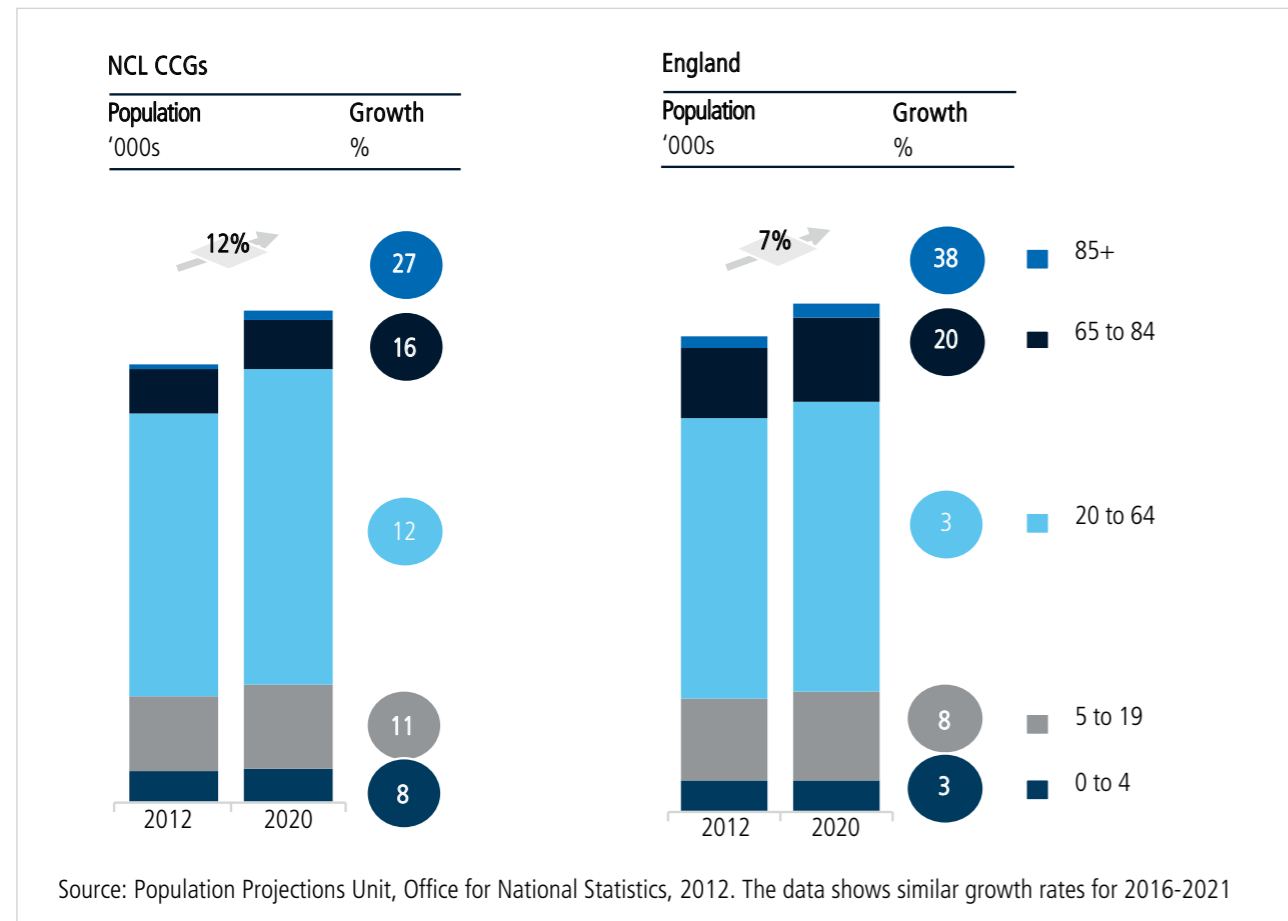
Note: registered pop data shows 2014 figures. Source: ONS



3.1. People in NCL are living longer but in poor health

As shown in Exhibit 2, older people (aged 65+) are the fastest growing group of people in NCL, although in total numbers¹ this age group will remain the second smallest in 2020, after children aged 0-4 years old. Older people have much higher levels of health and care service use compared to other age groups, particularly hospital admissions and use of community services; the rates of most long-term health conditions also significantly rise with age².

Exhibit 2 – Growth in numbers of people in NCL and England



Page 61

Whilst overall life expectancy is increasing for all NCL residents, people in NCL on average live the last 20 years of their lives in poor health; for Islington this is much worse than the rest of England³.

There are also large numbers of care home beds in the north of NCL; for example, Barnet and Enfield have 13% of London's care home beds but have only 8% of its people⁴. This presents a substantial challenge to the health and care system, and an opportunity for improvements in quality and sustainability, which could lead to reductions in the cost of admissions to hospitals from care homes and improvements in the quality of life of residents.

3.2. There are different ethnic groups with differing health needs⁵

Levels of ethnic diversity vary across NCL, ranging from 32% of people in Islington from a Black and Minority Ethnic (BME) group to 42% in Enfield. The largest BME communities in NCL are Turkish, Irish, Polish and Asian (Indian and Bangladeshi) people. There are also high numbers of people from Black Caribbean and African communities, in particular in Haringey and Enfield. The number of people from BME communities is much greater in younger age groups.

Health needs vary across BME communities. For example, there is a greater risk of diabetes, stroke or renal disease for some BME people compared to White English people; and people from some BME communities, including Black Caribbean, African and Irish, use more hospital services⁶. The number of BME people across NCL is expected to increase slightly from 37% in 2012 to 38% in 2020⁷. The biggest increases in BME communities are forecast in Barnet and Enfield. The fastest growing ethnic communities across NCL are the Chinese and Other group followed by Black Other and Asian ethnic groups.

The different health needs for different ethnic groups

"They know how to eat well but their husband complain if they don't serve traditional food all the time" (Bangladeshi young women)

Source: Healthwatch Camden

Overall, around a quarter of people in NCL do not have English as their main language. This diversity presents challenges, both in addressing potentially new and complex health needs, and delivering accessible healthcare services.

What good looks like: Care planning for type 2 diabetes patients in Tower Hamlets

Tower Hamlets has a high prevalence of type 2 diabetes. This is partially due to the large Bangladeshi resident population, who are more susceptible to developing this condition. Since 2010, GPs have been providing patient centred care plans to patients which allow individuals to manage their own conditions and prevent the onset of other conditions. By 2014, diabetes patients on a care plan in Tower Hamlets had achieved the highest levels of blood pressure and cholesterol control in the country and had better control of their own condition.

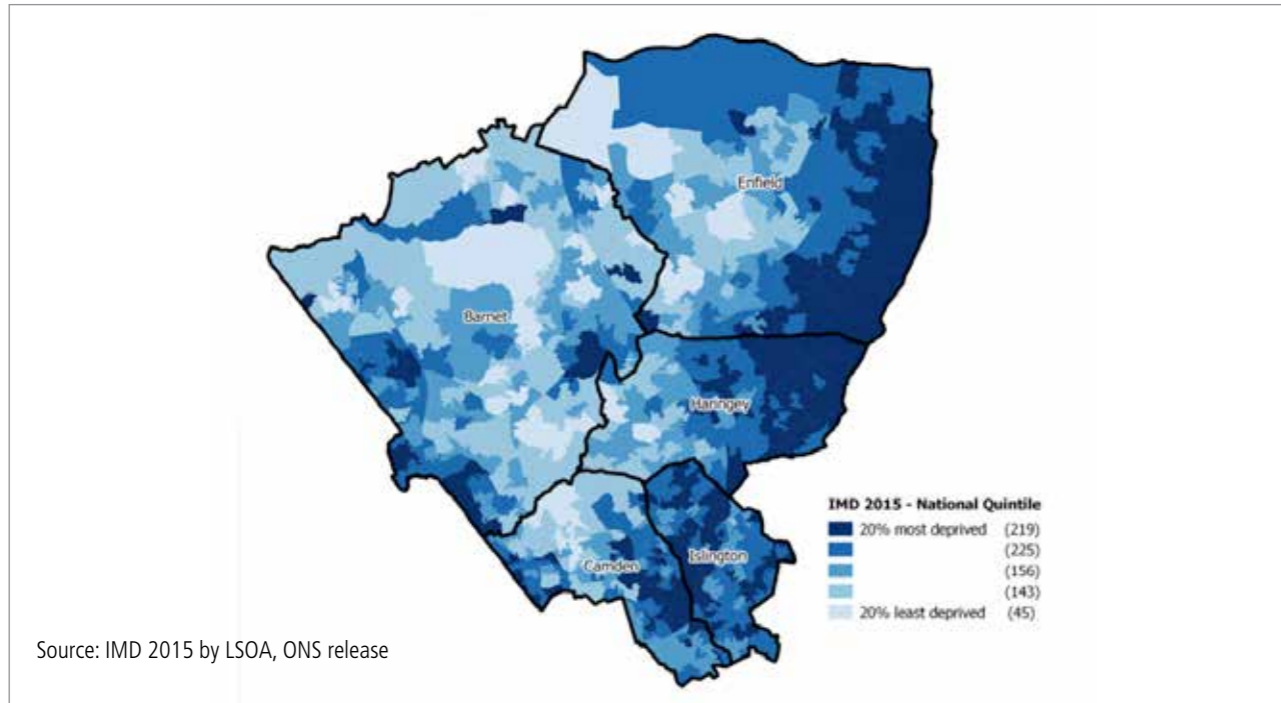
Learning from local best practice examples is part of the NCL STP process. We have the opportunity to roll out successful care programmes such as care planning for diabetes patients across all the Boroughs, to ensure every individual can access the high quality care they need.

Source: Tower Hamlets JSNA, 2015

3.3. There is widespread deprivation and inequalities

There is a wide spread of deprivation across NCL, but people tend to be younger and more deprived in the east and south, and older and more affluent in the west and north. Deprivation across NCL is shown in Exhibit 3.

Exhibit 3 – Deprivation levels across NCL



Poverty and deprivation are key causes of poor health outcomes. Higher levels of deprivation are linked to many health problems, such as prevalence of long term health conditions. 30% of NCL children grow up in child poverty⁸, with 6% living in households where no-one works⁹. More than 40,000 working age adults in NCL are claiming sickness or disability related out-of-work benefits¹⁰, and the gap in the employment rate for those in contact with more specialised mental health services and the overall employment rate is 63%¹¹. There are stark inequalities in life expectancy; for example, men in the most deprived areas of Camden live on average 10 years fewer than those in the least deprived areas¹².

Page 62

What good looks like: addressing the social determinants of health

The Mental Health Working service supports people with a long term mental health problem to make the journey back into work through training, education, employment or volunteering. It also supports those who are already in work, to help them remain in employment. Experienced advisors work with each individual to develop a personalised support plan identifying barriers to work, career goals and steps needed to find, remain in or return to work. The advisors then provide ongoing advice and guidance. The programme is jointly commissioned by the London Boroughs of Camden and Islington.

If replicated throughout NCL, could improve and maintain public mental health whilst increasing the levels of employment.

Source: *mind.org.uk*

3.4. There is significant movement into and out of NCL¹³

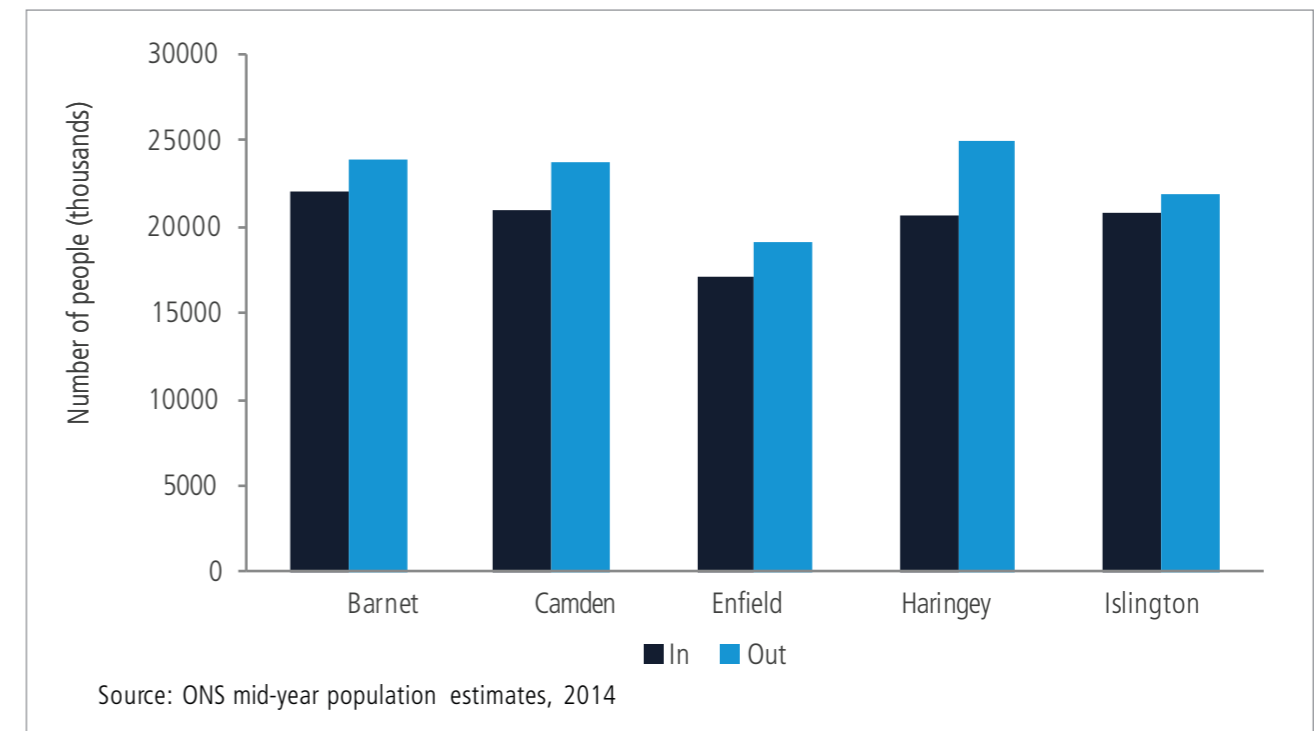
All boroughs in NCL experience significant population inflows and outflows. In 2014, on average 20,000 people moved into each of the NCL boroughs from other areas of England and Wales, whilst just under 23,000 moved out to other parts of the country. This is illustrated in Exhibit 4 below. Camden, Islington and Haringey experienced the highest population churn, with around 10% of people in these boroughs moving out in 2014. The pattern of people moving in and out is different across age groups. In Islington and Camden, more people aged 15 to 29 from other areas move in.

For other all other age groups, more people move out to other areas. However, in contrast, for all NCL boroughs there are more people from outside the UK moving in than leaving. This contributes to a demographic profile that has a high level of non-native inhabitants.

Large numbers of people also come into North Central London every day to work. These people sometimes use health and social care services, particularly urgent care, whilst being registered with a GP outside NCL.

This high level of movement of people into and out of NCL has a significant impact on access to health services and health service delivery, such a registering with a GP and delivering immunisation and screening programmes.¹⁴

Exhibit 4 – Internal migration into and out of NCL



3.5. There are high levels of homelessness and households in temporary housing

There is a growing demand for housing in NCL, and increasing levels of homeless households¹⁵. People and families who are homeless or in temporary housing require support from numerous local public services. Housing is often one of the main causes of poor health and wellbeing, especially for children, and buying or renting housing locally is very expensive.

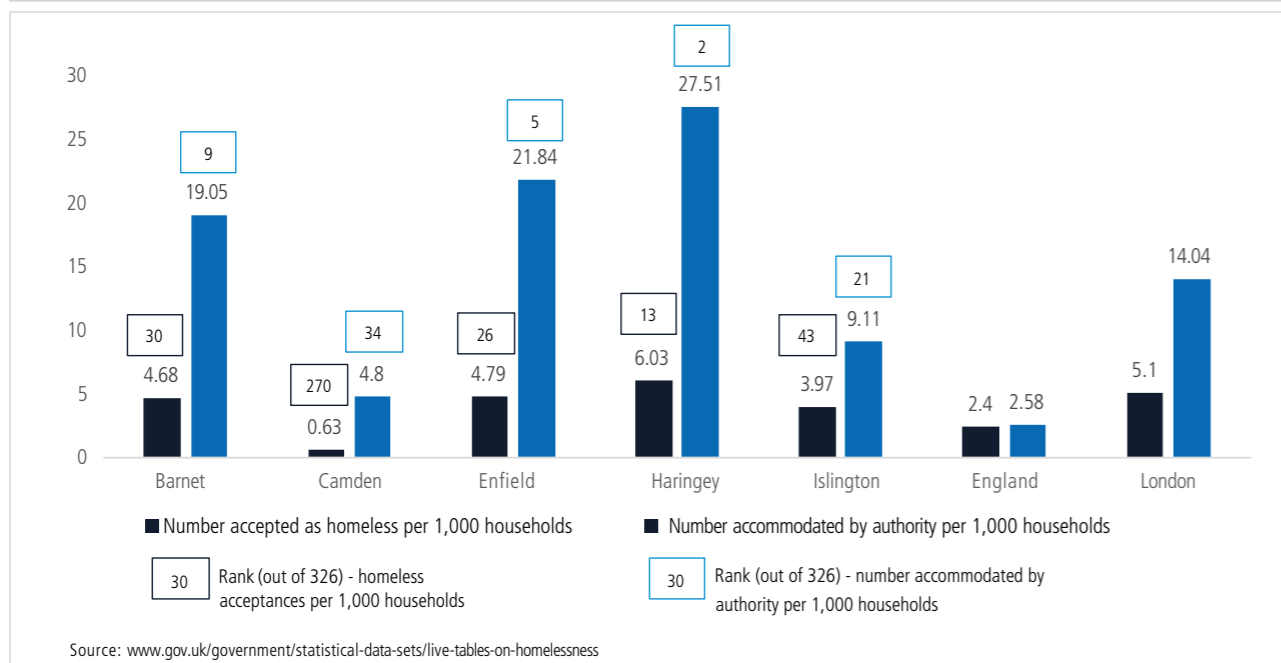
Homelessness and temporary housing

'I became homeless and had a nervous breakdown. My family is a single parent family. I got a place at University, but I became home sick and wanted to come home to London. When I came back I went to my GP who diagnosed me. Finding accommodation was really hard on a low income. I couldn't afford a deposit and I was street homeless for a while. I was diagnosed in the London Borough of Barnet and went through IAPT [Improving Access to Psychological Therapies]. I had no family or friends and no help from anyone. I felt lost. As I am under 35 I was not eligible for single accommodation and had to take shared accommodation. I then went to a homeless charity, but they did not have the expertise to understand what I needed.'

Source: *Healthwatch Islington*

All of the NCL boroughs except Camden are in the top 10% of areas in England for homeless households with a priority need, and all are in the top 10% for households in temporary accommodation (Barnet, Enfield and Haringey are in the top 3%)¹⁶. This is shown in Exhibit 5.

Exhibit 5 – Homeless acceptances and households accommodated by authority per 1,000 households⁵



What good looks like: integrated care for the homeless

Central London Community Healthcare (CLCH) provides services to homeless people from Great Chapel Street Medical Centre. A fully integrated model, delivered using a multidisciplinary team which includes primary care, social care and mental health practitioners delivers services including dentistry, vaccinations and mental health support. The services have been designed around the needs of the homeless population. A case management approach is taken for patients with multiple, complex needs. Outreach clinics for people who are harder to engage, phased in two parts, also operate from the medical centre: a nurse led targeted outreach clinic and a winter enhanced outreach service offers which provides health assessments and advice at Cold Weather Shelters. The outreach teams also work with acute providers to train staff in the areas of health and social care entitlements for the homeless.

This service could be scaled up as part of the NCL STP process, to ensure the homeless population are better supported by our health and care services.

Source: Great Chapel Street Medical Centre website, accessed August 2016

3.6. Lifestyle choices put local people at risk of poor health and early death

Lifestyle behaviours such as smoking, alcohol consumption, physical inactivity, poor diet and being overweight cause poor health, worsening of disease, multiple illnesses and early death. Almost half of people in NCL have at least one lifestyle-related clinical problem (e.g. high blood pressure) that is putting their health at risk, but have not yet developed a long term health condition¹⁸.

Risk factors among different age groups

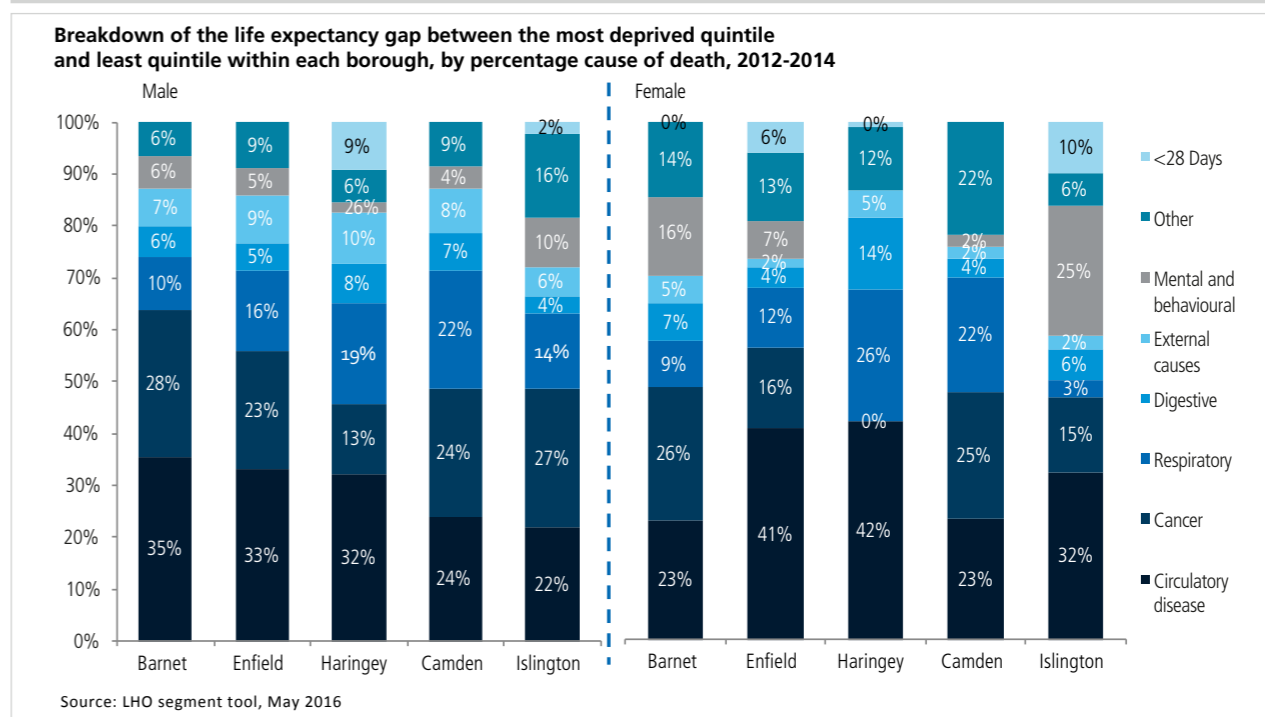
“Older women smoke but won’t admit to it!”

Source: Healthwatch Camden

Within NCL, the number of overweight children aged 10 to 11 years is much higher than the England average in three of the five boroughs – Enfield, Haringey and Islington¹⁹. It is likely that being overweight is partly responsible for more than a third of all long term health conditions in NCL²⁰. Smoking cuts lives short and is partly responsible for around one in six early deaths of local people²¹. Alcohol-related hospital stays are much higher than average in Islington²². Among older people, Camden, Haringey and Islington have much higher numbers of people who fall resulting in serious injury²³. Importantly, lifestyle and clinical risk factors tend to cluster in the same individuals and groups of people.

As shown in Exhibit 6, the biggest killers in NCL are circulatory diseases and cancer; these diseases are also the biggest contributors to the differences in life expectancy across NCL.

Exhibit 6 – Breakdown of male and female life expectancy gap by cause of death



3.7. There are poor indicators of health for children

Supporting children to have the best start in life is very important to their future health and life opportunities. However, a third of children in NCL do not reach a good level of development by age 5²⁴, and there are numerous opportunities to improve the health and wellbeing of children during these important early years.




Exhibit 7 – Childhood prevention indicators

Indicator	Barnet CCG	Camden CCG	Enfield CCG	Haringey CCG	Islington CCG	England Average	London Average	Performance relative to England average		
								Better than England average	Not significantly different than England average	Worse than England average
Excess weight in 4-5 year olds (2014-15)	19.9	20.3	23.4	22.9	22.1	21.9	22.2			
Excess weight in 10-11 year olds (2014-15)	32.6	34.3	41.4	37.1	38.1	33.2	37.2			
Vaccination coverage MMR (2 yrs) (2014-15)	80	86	89	87	94	92	87			
Vaccination coverage MMR (5 yrs) (2014-15)	74	80	86	84	90	92	81			
Children in poverty (2013) ¹	15.8	27.6	25.5	24.4	32.4	18.6	21.8			
Low birth weight at full term, % (2014) ¹	2.5	2.9	2.7	3.1	3.5	2.9	3.2			
Breastfeeding initiation at 48hrs, % (2014-15) ¹	85.1	90.5	86.7	90.9	88.2	74.3	86.1			
Infant mortality rate, per 1000 live births (2011-13) ¹	2.6	4.1	4.6	3.4	2.3	4.0	3.8			

Source: PHE 2015, HSCIC 2015. 1: Public Health Outcomes Framework Data Tool, Public Health England

The number of 0-4 year olds is growing twice as fast as in the rest of England overall²⁵, and the number of school age children (5-19 years) is also increasing²⁶. There are higher than average numbers of children living in poverty, particularly in Camden and Enfield²⁷. As shown in Exhibit 8, CCGs in NCL have high levels of childhood obesity, and immunisation levels are particularly low compared to other similar areas²⁸.

3.8. There are high rates of mental illness amongst adults and children

The number of children with a mental health disorder is above the England average in Enfield, Haringey and Islington, which have large areas of deprivation²⁹. As shown in Exhibit 8, the number of people with serious mental illness (psychotic disorders) is higher than the England average in all five boroughs. Islington has the highest rate of psychotic disorders in England, and Camden the third highest. People with psychotic disorders are by far the largest group in mental health inpatient services, including 24-hour long term rehabilitation units. Islington has the highest number of people with diagnosed depression in London³⁰.

Exhibit 8 – Mental wellbeing indicators

Indicator	Time period	Barnet	Camden	Enfield	Haringey	Islington	England average	London average	Performance relative to England average		
									Better than the England average	Not significantly different to the England average	Worse than the England average
Children and young people	Prevalence of any mental health disorders in children (5-16 yrs)	2014	8.4%	9.1%	9.9%	9.9%	10.1%	9.3%	9.3%		
	Prevalence of emotional disorders in children (5-16 yrs)	2014	3.3%	3.6%	3.9%	3.9%	4.0%	3.6%	3.6%		
	Children rate per 10,000 identified as 'in need' due to abuse, neglect or family dysfunction	2015	60%	57%	59%	50%	62%	67%	60%		
Adults	Serious mental illness prevalence, all ages ¹	2014/15	1.0%	1.4%	1.0%	1.3%	1.5%	0.9%	1.1%		
	Depression prevalence, 18 and over ¹	2014/15	5.5%	6.3%	4.8%	5.1%	7.5%	7.3%	5.3%		
	Gap (% point) in the employment rate for people with mental health	2014/15	63%	62%	65%	65%	65%	66%	66%		
	Excess premature (18-74 yrs) mortality rate from serious mental illness (DSRs per 100,000)	2013/14	286	263	265	360	342	352	322		

Source: Public Health of England (2016); ¹ QOF data (2014/15); ² Primary Care Web tool (accessed 11th April 2016).

People with mental health conditions are more likely to have a lifestyle that may lead to poor physical health. For example, almost half of adults with severe mental illness are smokers, compared to less than a quarter of people without a severe mental illness³¹. It is well established that people with a mental illness often also have poor physical health. There is also a high rate of psychoactive substance use in people with mental illnesses.

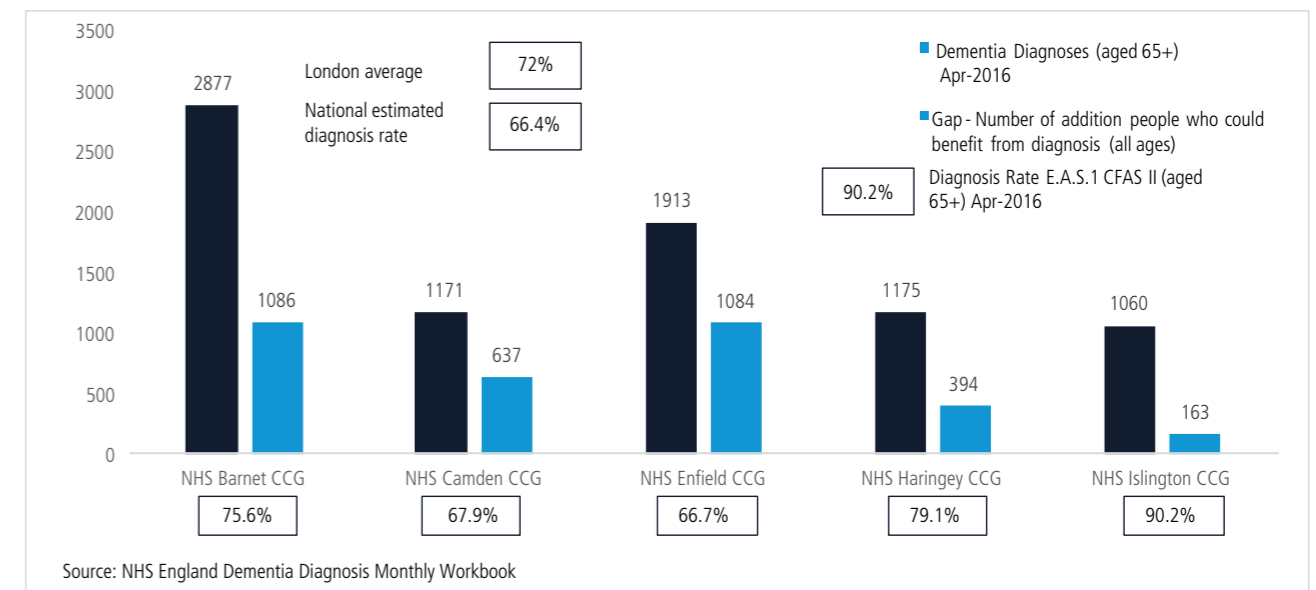
The number of people with undiagnosed dementia is higher than the London average in two of the five boroughs. As shown in Exhibit 9, nearly a third of people with dementia across NCL are thought to be undiagnosed, with a particularly high proportion in Camden and Enfield³². Even where diagnosis rates are higher, as in Barnet, Haringey and Islington CCGs, there are thought to be many more people remaining undiagnosed³³. This indicates that there is a need to increase detection of dementia in primary care, focusing on practices with relatively low diagnosis rates and those with a significant challenge due to a large list size. Diagnosed mental health conditions, particularly dementia, are likely to increase, due to an ageing population and increased identification of dementia sufferers.

Dementia care

Jenny, 93, has dementia and a mental health condition. Daughter telephoned to say she is finding it very difficult as her carers service was stopped three weeks ago. Haringey Council have asked her mother to go in to see them, but her mother doesn't comprehend what is going on and the daughter doesn't have a wheelchair. There is also a need for respite.

Source: Healthwatch Haringey

Exhibit 9 – Dementia indicators, April 2016



3.9. There are differing levels of health and social care needs

One way of understanding the needs of local people is to break down the population into different groups. This can be done by grouping people of a similar age and with similar health needs. The analysis can then be used to identify how work across health and social care can achieve a greater impact, and estimate the potential benefits that can be achieved through interventions targeting particular groups.

Exhibit 10 shows that there are around 1.1m people (78% of the population) in NCL who are mostly healthy and use an estimated 37% of health and social care. However, there are around 247,000

(17%) people with one or more long-term conditions, who use an estimated £764m (35%) of health and social care; the estimated 71,000 older people with long term conditions are particularly high users of health and social care (c. £4,300 per person per annum).

There are an estimated 21,000 people in NCL with severe mental illness who are individually very high cost (for example, c. £16k per person per year for those over 70) as are those with learning disabilities and severe physical difficulties; an estimated £246m is spent on fewer than 14,000 adults with a physical and learning disabilities (c. £17,000 per person per year).

Reported dementia affects an estimated 5,400 people, with an estimated spend of around £105m per year spent on this group (an average of nearly £20,000 per person per year). There are also around 17,000 people with cancer, costing an estimated £120m per year in total.

The calculation used to generate these figures is shown in more detail in Appendix 1.

Exhibit 10 – NCL health and care segmentation, 2014-15

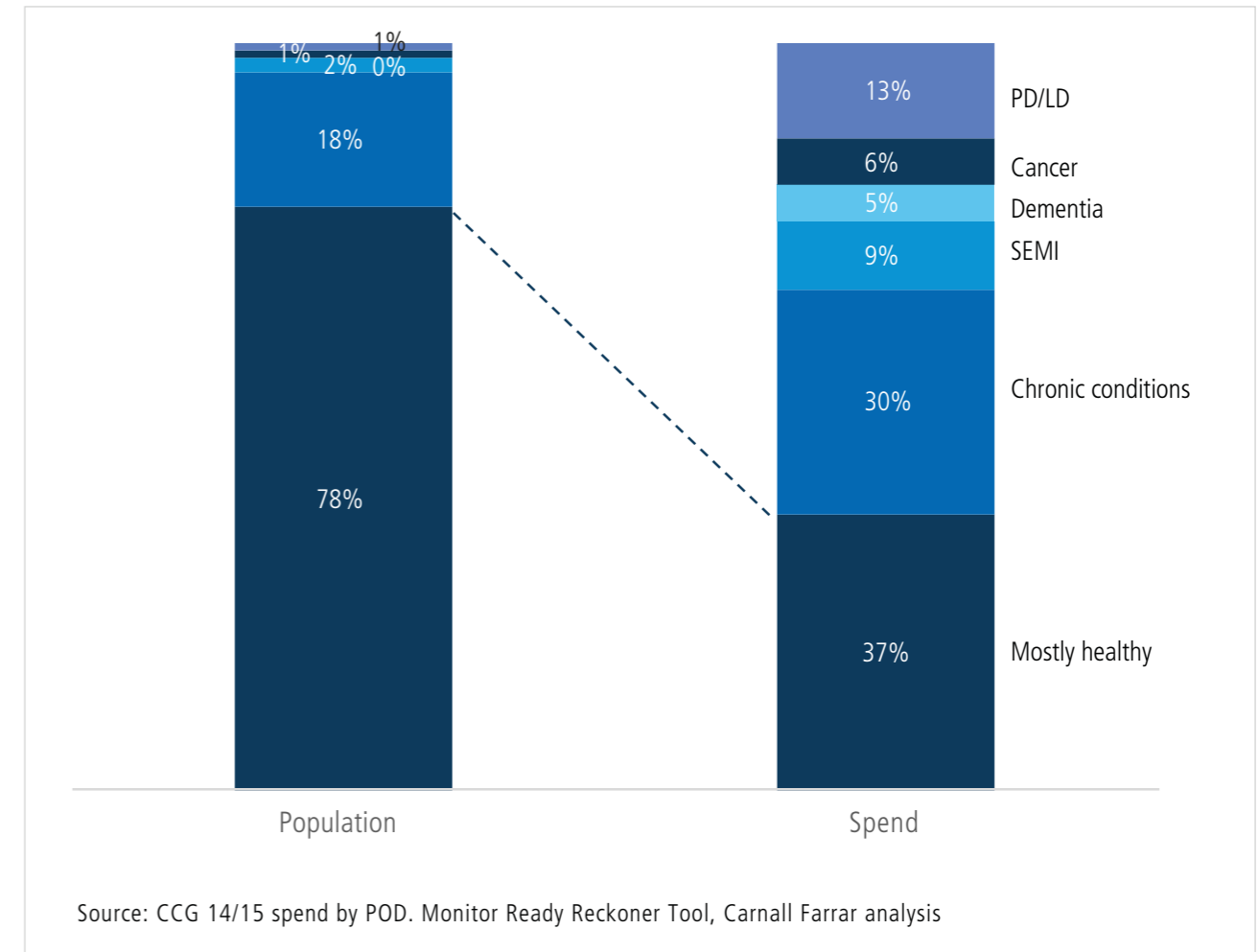
NCL		Mostly Healthy	Chronic conditions	Severe and enduring mental illnesses (SEMI)	Dementia	Cancer	Physical or learning disability (PD/LD)	High needs	Total
Children 0-15	Mostly healthy children	1,216	Children with chronic conditions 1,794	Children with SEMI 3,804	-	Children with cancer 16,727	Children with PD/LD 7,827	Vulnerable children -	-
		258.3 314.2	9.4 16.9	7.2 27.4	0.0 0.0	0.1 1.6	1.2 9.1	- -	276.2 369.1
Adults 16-69	Mostly healthy adults	472	Adults with chronic conditions 1,711	Adults with SEMI 9,716	Adults with dementia 10,400	Adults with cancer 5,145	Adults with PD/LD 17,711	Adults with Learn. disabilities -	-
		818.1 386.0	166.9 285.5	12.3 119.2	0.4 3.8	8.4 43.3	5.0 88.9	- -	1011.0 926.5
Elderly 70+	Mostly healthy elderly	2,577	Elderly with chronic conditions 4,297	Elderly with SEMI 16,317	Elderly with dementia 19,317	Elderly with cancer 8,034	Elderly with PD/LD 17,527	Elderly with Learn. disabilities -	-
		21.8 56.1	70.5 302.9	1.7 28.1	5.4 104.8	9.3 74.5	9.0 156.9	- -	117.7 723.4
Total		1098.2 756.2	246.8 605.3	21.2 174.7	5.8 108.5	17.8 119.4	15.1 254.8	- -	1404.8 2,019.1

1. Children with LD/PD figure does not include spend on education
2. Does not include NHS England specialised commissioning spend, meaning total is less than that given in Exhibit 1

Source: CCG 14/15 spend by POD, Monitor Ready Reckoner Tool, Carnall Farrar analysis

Exhibit 11 shows the same information in a different format. It shows that, in NCL, around 22% of local people use 63% of health and social care.

Exhibit 11 – Use of health and social care by different groups, 2014-15



Source: CCG 14/15 spend by POD. Monitor Ready Reckoner Tool, Carnall Farrar analysis

This suggests that the priority groups for focus are people with mental illness and people at risk of poor mental or physical health. It is also important to make sure high quality services are available when required for the majority of local people who are not high users of services. Consideration needs to be given to reducing health inequalities, the requirements of different ethnic groups and the significant movement of people into and out of NCL

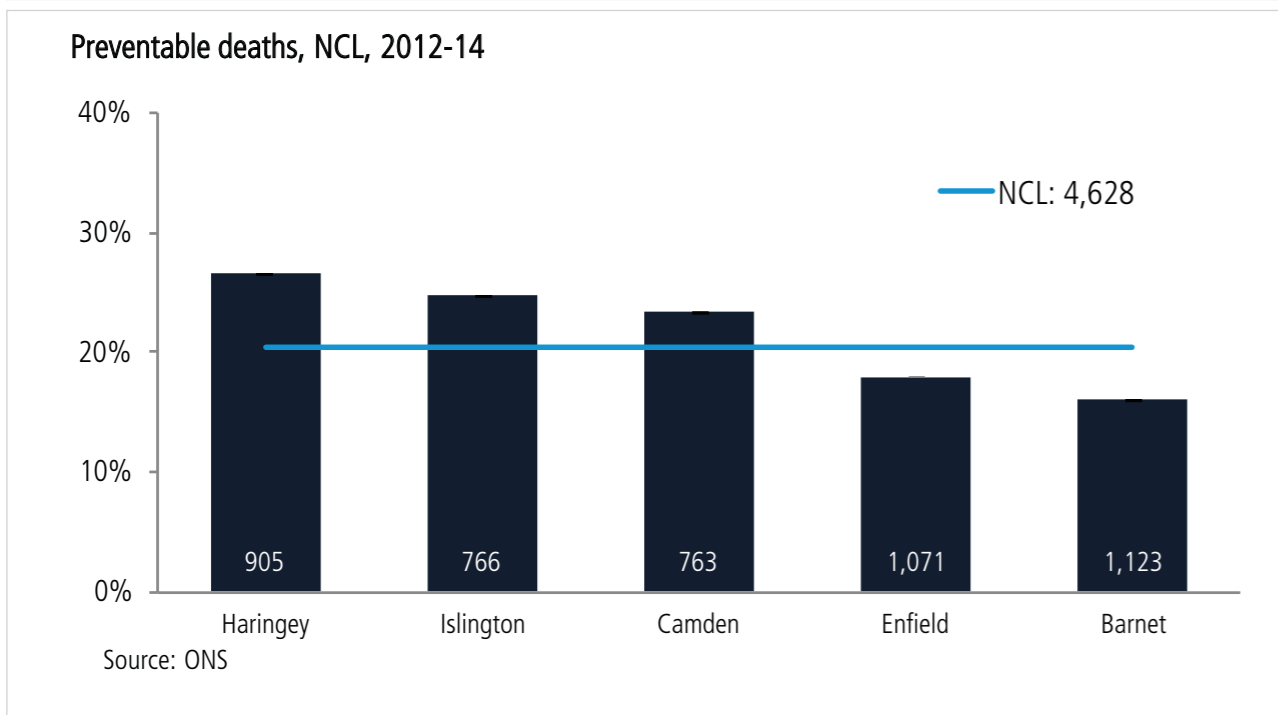
4.1. There is not enough focus on prevention

Many people in NCL are healthy and well – around 40% of adults locally have a healthy weight, do not smoke and do not have any clinical problems³⁴. Empowering people, families and communities to stay healthy, including having good mental health, will help ensure they need less health and social care in future. However, many of these people, especially those aged 40+, are at risk of developing long term health conditions such as obesity, raised cholesterol and high blood pressure³⁵. There is therefore an important opportunity for prevention of disease among these people.

Only 3% of health and social care funding is spent on public health in NCL³⁶. Smoking is thought to cause over 9,000 stays in hospital amongst NCL residents each year³⁷. However, in 2014/15, of the estimated 227,567 smokers in NCL, only 4% (10,979) received support through NHS stop smoking services, but of those, 52% (5,669) successfully quit smoking at four weeks.

Much of the ill health, poor quality of life and health inequalities across NCL could be prevented. Between 2012 and 2014, around 20% (4,628) of deaths in NCL were considered preventable³⁸. Exhibit 12 shows that Haringey, Islington and Camden have particularly high levels of avoidable deaths, with around a quarter of deaths considered preventable.

Exhibit 12 – Preventable deaths in NC



Levels of avoidable deaths may be linked to the fact that NCL CCGs are in the bottom quintile for a number indicators relating to health and wellbeing, including the number of local people with chronic kidney disease and coronary heart disease³⁹.

In addition, the wider determinants of health such as poverty, housing and employment have a significant impact on individuals' health and well-being.

This suggests a focus on health promotion, particularly focusing on those who are healthy and well but are at risk of developing long term health conditions.

4.2. Disease and illness could be detected and managed much earlier

Many people (including children) in NCL are unwell but do not know it, meaning they have undiagnosed conditions. For example, there are thought to be around 20,000 people who do not know they have diabetes⁴⁰ and, in one area of NCL, a quarter of people attending A&E because of chronic obstructive pulmonary disease (COPD) did not know they had the condition⁴¹. The level of undiagnosed conditions varies by borough and by GP practice, which may be caused by differences in approaches to care⁴².

There are also opportunities for better, more systematic management and control of long term health conditions in primary care, in line with evidence-based standards. For example, within NCL in 2014/15 rates of blood glucose control for people with diabetes (important for preventing a worsening of the condition) ranged from 50% to 92% across GP practices⁴³, and 22% of all people with detected high blood pressure did not reach the required blood pressure levels ($\leq 150/90$ mmHg), putting them at risk of stroke and other acute problems⁴⁴.

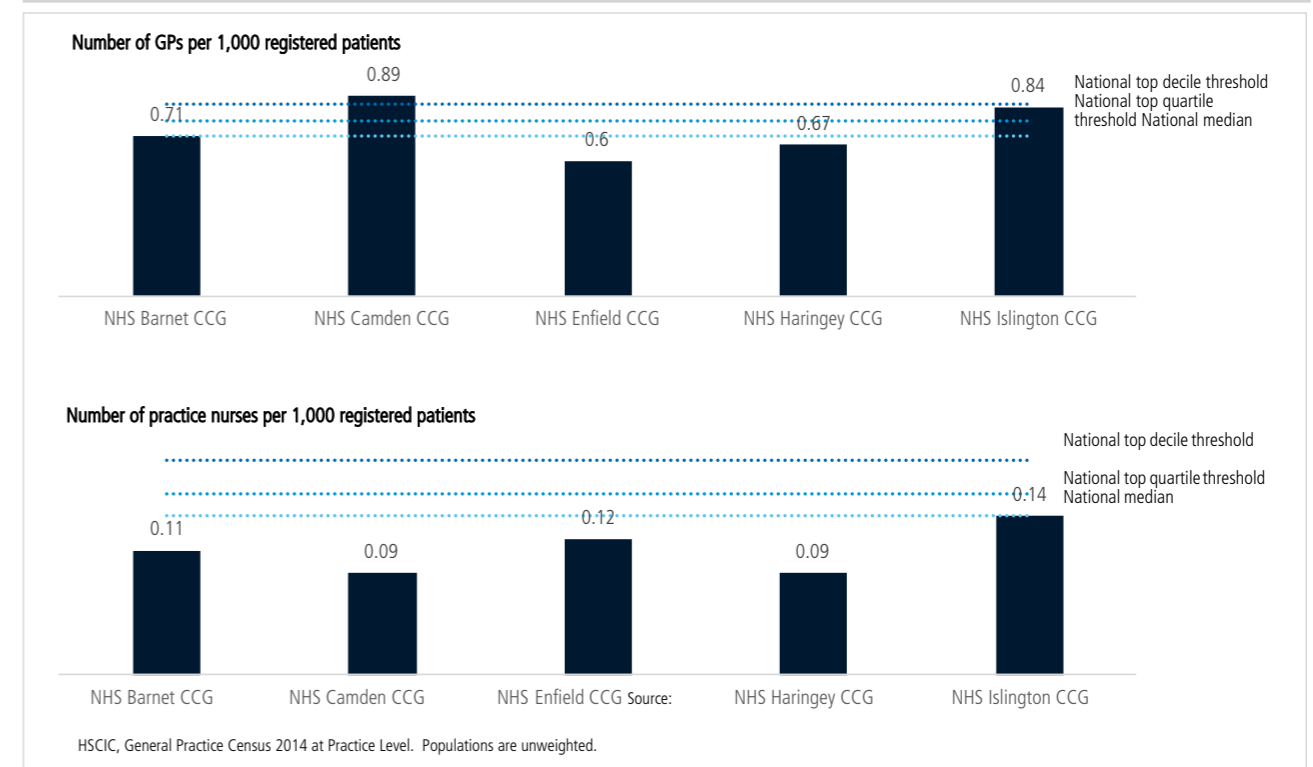
A focus on prevention and early intervention is very important in improving health and wellbeing for local people, reducing the need for health and care services both now and in the future.

This suggests a focus on early detection and management of disease and illness, especially through more systematic management and control of long term health conditions in primary care.

4.3. There are challenges in provision of primary care in some areas

As shown in Exhibit 13, there are low numbers of GPs per person in Barnet, and Enfield and Haringey and low numbers of registered practice nurses per person in all CCGs, but particularly in Camden and Haringey⁴⁵.

Exhibit 13 – NCL levels of primary care staff compared to national levels



Satisfaction levels and confidence in primary care among local people is mixed across NCL – there are issues across NCL around confidence in practice nurses and in Haringey with confidence in GPs⁴⁶. Performance against quality indicators in primary care is lower than London and national averages, particularly in Haringey⁴⁷. There are issues within NCL in accessing primary care during routine and extended hours, and only 75% of people in NCL have a named GP to provide continuity of care⁴⁸.

There are high levels of A&E attendances across NCL compared to other similar areas⁴⁹, and also very high levels of first outpatient attendances⁵⁰, suggesting that there may be gaps in primary care provision. Within CCGs, there are significant variations in levels of emergency activity, A&E attendances, planned care and outpatient referrals between practices⁵¹. There are also high levels of A&E attendances and high numbers of short-stay admissions in the over-75s compared to other similar areas⁵².

This suggests that a priority area for focus is the quality of primary care provision and the primary care workforce. It also suggests a focus on reducing variation between practices. This may reduce A&E attendances, short stay admissions and first outpatient attendances.

4.4. Lack of integrated care and support for those with a long term condition

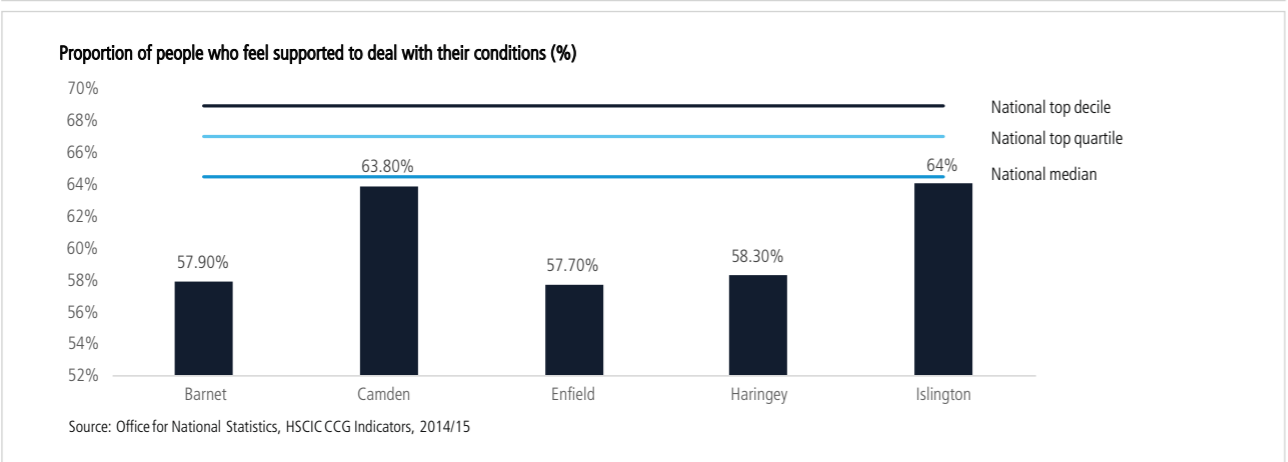
Levels of emergency admissions are similar in NCL to other areas of London⁵³. However, there are many people with long-term health conditions who end up in hospital, especially in Islington⁵⁴. As shown in Exhibit 14, many people with long term health conditions – over 40% in Barnet, Haringey and Enfield, compared to 35% nationally – do not feel supported to manage their condition⁵⁵. In addition, health related quality of life for people with long term conditions is much lower in Islington than the England average⁵⁶.

Insufficiently joined up services for older people

Arthur is 78 and lives alone. After falling at home and injuring his knee, he spent two nights in hospital before being discharged with no further support. Two weeks later, Arthur fell in the shower and fractured his hip. Unable to live independently, he was forced to move into a residential home after some initial rehabilitation in hospital.

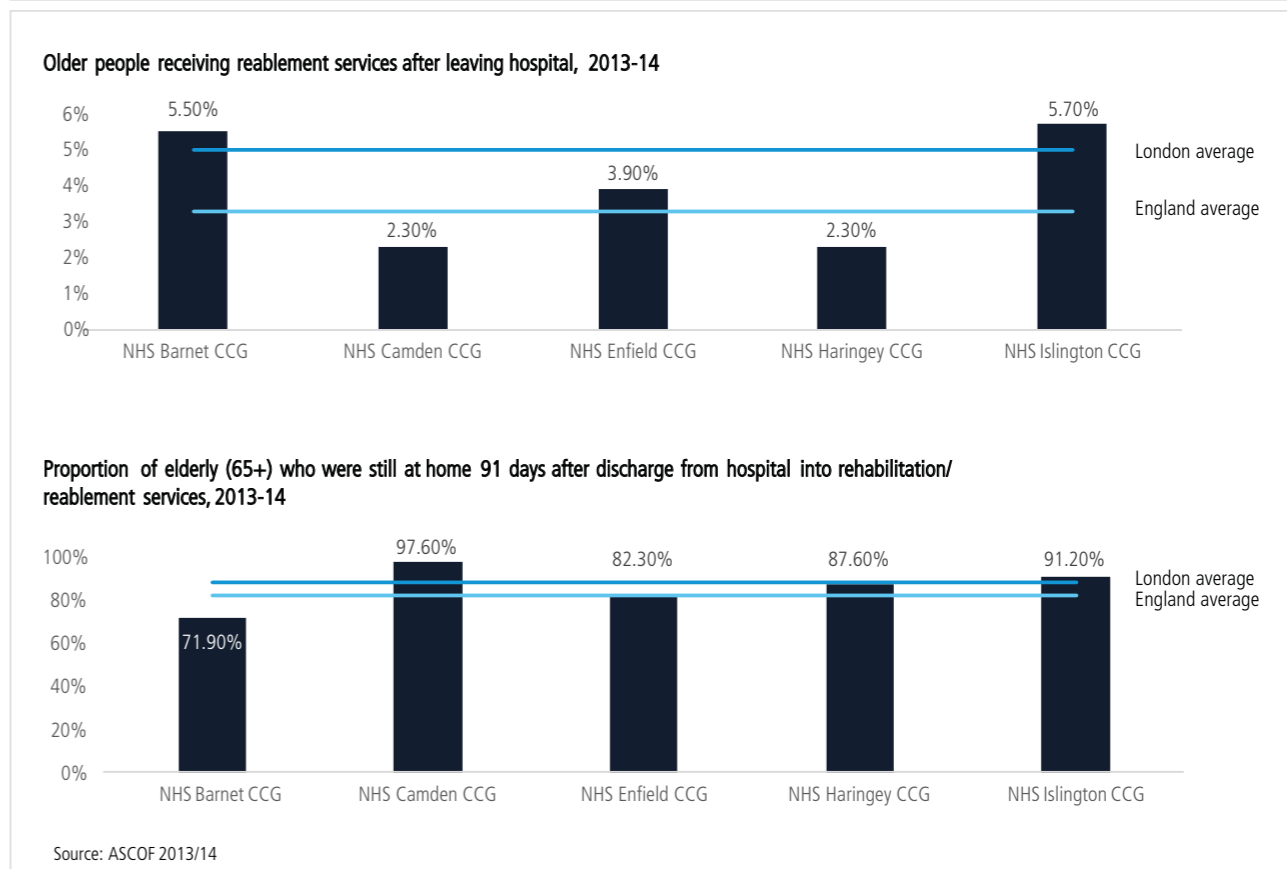
Source: submitted by Barnet Integrated Locality Team

Exhibit 14 – NCL long-term conditions support perception vs national benchmark



Once people leave hospital, access to social care reablement is lower in Haringey and Camden, while there is a high number of people being readmitted to hospital within 91 days of discharge into community rehabilitation services for people in Enfield⁵⁷. This is shown in Exhibit 15.

Exhibit 15 – Indicators for provision of social services



There are also differing levels of admissions to care homes across NCL for older people. In particular, Exhibit 16 shows there are very high levels of permanent admissions to residential and nursing homes in Islington⁵⁸. Reasons for this include the advice offered by doctors during hospital stays, and the availability of community-based support when people are ready to leave hospital

What good looks like: integrated services for older people

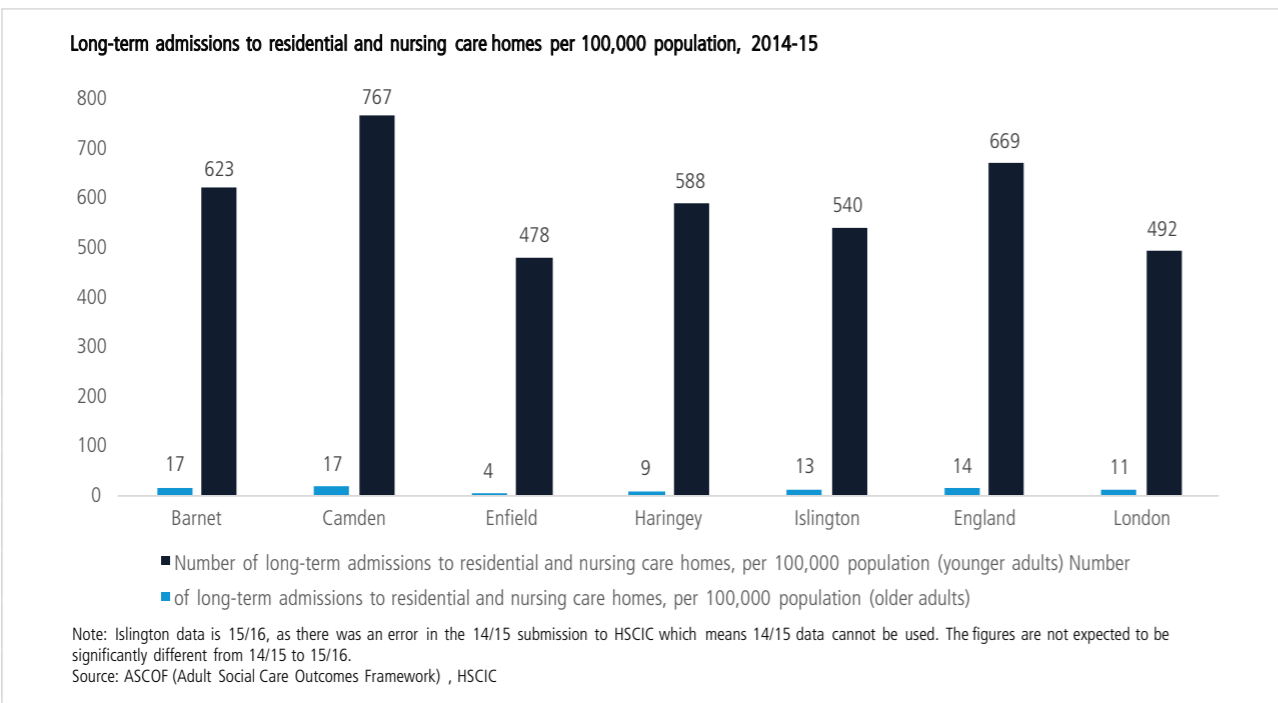
The Barnet Integrated Locality Team (BILT) aims to address these issues by coordinating care for older residents with complex medical and social care needs, as well as providing support to carers. The aim is to enable health and social care staff to help people stay healthy and independent. BILT offers a phone service to people who need it and can arrange for access to physiotherapy to assist elderly people regaining their mobility or home modifications such as the installation of a chairlift or a handrail in the shower.

As the number of elderly people in NCL increases, the demands on the health and care system is likely to increase. Services such as BILT can help keep people independent and well for longer, keeping them in their homes and helping them get back to normal life after spending time in hospital and could be rolled out across the NCL STP footprint.

Source: submitted by Barnet Integrated Locality Team



Exhibit 16 – Long-term admissions to residential and nursing care homes per 100,000 people

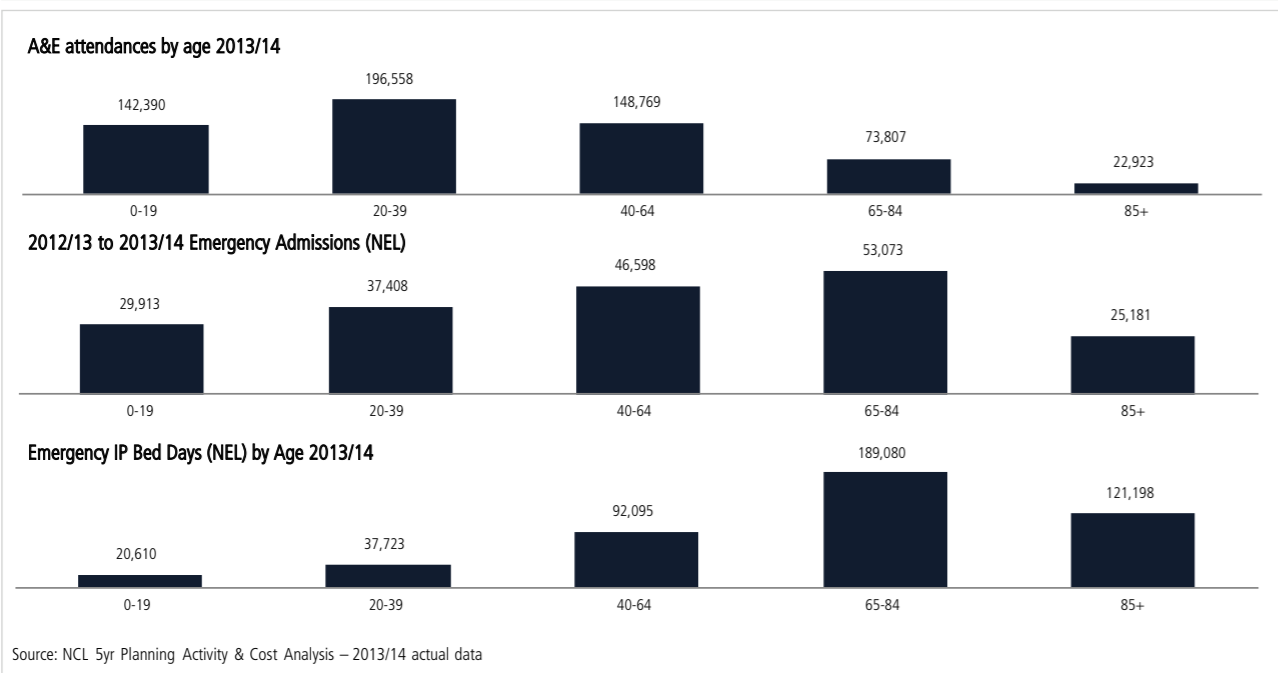


This suggests that a priority area for focus is better integration of care for those with long-term conditions, and ensuring that suitable and sufficient social care is available. There also needs to be a focus on people in residential and nursing homes.

4.5. Many people are in hospital beds who could be cared for closer to home

Most people who stay for a long time in hospital beds are elderly. Exhibit 17 shows that in 2013/14, while 41% of people admitted to hospital in an emergency were aged 65 and over, they used 67% of the beds⁵⁹. While the analysis is now slightly out of date, there is unlikely to have been significant changes to these activity patterns since 2013-14.

Exhibit 17 – Emergency activity in NCL by age



More time spent in hospital does not necessarily mean better outcomes – often the reverse – and many people could be cared for sooner, at home. Longer stays are not always driven by medical need and can be seriously harmful to health – the longer the stay, the greater the risk of getting infections, muscle decline, becoming less able to walk or do everyday tasks, less able to return home and more likely to need residential or nursing care⁶⁰. Also, fewer than 40% of people who die in NCL are able to do so at home⁶¹ even though, given a choice, most declare their home to be their preferred place of death.

Delayed discharges (people who have been declared medically fit to leave hospital but have not been discharged) are high in some hospitals in NCL⁶², but these numbers only show people who have actually been declared fit for discharge. The real number of people who could leave if services were available elsewhere is probably much higher⁶³. As an example, a recent audit of people at Plymouth Hospital found that 27% (200) beds had people in them who were medically fit to leave⁶⁴. This would mean around 600 people in local NCL hospitals if a similar pattern was found. Similarly, if 90% of all local people aged 65 and over were able to be discharged home after no more than 10 days in hospital, this would translate to 340 people every day who could be cared for closer to home⁶⁵. Ensuring services are available outside hospital would mean people are able to go home at the right time and be cared for safely in their own homes. It would support people to get back to normal life more quickly, reduce their risk from staying in hospital too long and enable hospitals to work more efficiently to care for sicker people.

Insufficiently joined up services for care homes

Edna is 84 years old and lives in a residential care home. She was unable to see a GP after contracting a chest infection, due in part to difficulties getting to the GP practice and the lack of availability of the GPs to conduct home visits. Edna was admitted to hospital as suitable support was not available in the care home. After leaving hospital, the lack of coordination between care services in the community and primary care meant Edna did not receive the support she needed to assist her recovery and she was readmitted to hospital 10 days later. Source: ICAT care home services

There are also a large number of people in local hospital beds whose admission to hospital might have been avoided altogether. Although the numbers of people who go into hospital in an emergency in NCL are similar to the England average⁶⁶, evidence from elsewhere suggests that 25-40% of these emergency admissions could be avoided if other care was available outside hospital⁶⁷. Exhibit 18 summarises a selection of the key international evidence.

Exhibit 18 – International evidence of impact of integrated care

<p>A review of the evidence base on integrated care shows a potential impact of 25–40% in cost reduction, for example</p> <ul style="list-style-type: none"> • 15–30% cost reduction through care coordination • 50% reduction in acute admissions to hospital for patients with diabetes, through case-level care-planning and active disease management • 23–40% reduction in admissions for CHD through best practice early management 	<p>Selected examples of integrated care</p>
	<p>GENERALITAT VALENCIANA</p> <ul style="list-style-type: none"> • Significant cost reductions and higher levels of productivity • 26% reduction in costs in districts with outsourced management • 76% increase in hospital productivity • 91% patient satisfaction rates
	<p>ChenMed</p> <ul style="list-style-type: none"> • ChenMed has 30% fewer emergency admissions than other primary care networks in the same geography • Compared to national averages for the population group, ChenMed reports 18% lower hospitalisation rate and 17% lower readmissions rates
	<p>NIHS South Devon and Torbay Clinical Commissioning Group</p> <ul style="list-style-type: none"> • The number of patients with a care package in place within 28 days of assessment increased by 45% • Non-elective inpatient bed use in over-65s population reduced by 29%; length of stay reduced by 19% • Delayed transfers of care from hospital significantly reduced
	<p>CAREMORE</p> <ul style="list-style-type: none"> • Reduction in A&E visits and unscheduled patient admissions • 24% lower than avg hospitalisation; 38% shorter than avg hospital stays • 60% lower than average amputation rate among diabetics • 56% reduction in CHF hospital admits in 3 months • 50% reduction in renal hospital admission rates in 5 months

¹ Dorling & Richardson, "McKinsey Evidence Base of Integrated Care", 2014

There are also already a number of places in NCL where services provide 'hospital' care outside of the hospital. These services are integrated across community services and social care, and provide proactive person-centred care. This can empower people to better manage their own health and wellbeing. However, there are differences in the availability of these services across NCL, and it is important to ensure that the services that work well are made available more widely.

This suggests that a priority area for focus is reducing the length of stay and avoidable admissions in acute hospitals, in partnership with social care.

What good looks like: in-reach services for care homes

An 'in-reach' team focused on supporting people to remain well in residential care (such as the Integrated Community Ageing Team, or ICAT) act as a liaison between community and acute hospital services. An ICAT is a consultant led multidisciplinary team (MDT) which specializes in geriatric assessment. With knowledge of each patient, and specialising in the care of elderly patients, the team is able to ensure that the needs of patients such as Edna are met upon returning to residential care homes from a spell in hospital. The team also helps to arrange appropriate palliative care to ensure that when the time comes, patients can die in their place of choice.

Demand for these types of services is likely to increase as the population ages, and NCL has an opportunity to build on examples of existing teams, such as those at the Whittington and UCLH, as part of the STP process.

Source: ICAT care home services

4.6. Hospitals are finding it difficult to meet increasingly demanding emergency standards

Local hospitals are finding it difficult to meet increasingly demanding clinical quality standards for emergency services. For example, as shown in Exhibit 19, according to a self-assessment conducted in 2015 the number of specialties where people are seen by consultants within 14 hours ranges from 20% in one hospital to 90% in another⁶⁸. Three of the five acute hospitals in NCL do not provide 16-hour consultant presence in Emergency Departments at the weekends⁶⁹. Within Emergency Departments there are shortages of middle grade doctors⁷⁰. However, there are likely to have been improvements in adherence to the standards since the self-assessment was carried out; for example, at the Whittington Intensive Therapy Unit (ITU) patients are reviewed at least twice daily.

Exhibit 19 – Assessment of four London priority national seven day service standards

Note - this data was submitted to the national self-assessment in 2015. An updated self-assessment against these standards is being carried out for the NCL STP.

Standard	Measure	Barnet Hospital	North Middlesex Hospital	Royal Free Hospital	The Whittington Hospital	University College Hospital	NCL total
Standard 2: Time to Consultant Review	Percentage of specialties where patients are seen by consultants within 14 hours	50%	30%	80%	20%	90%	45%
Standard 5: Access to Diagnostics	Percentage of diagnostic services available 7 days per week	100%	71%	79%	79%	93%	87%
Standard 6: Access to Consultant-directed Interventions	Percentage of consultant-directed interventions available 7 days per week	89%	67%	100%	100%	100%	76%
Standard 8: Ongoing review	(Where applicable) Percentage of areas in which patients are seen and reviewed by a consultant twice daily	100%	100%	100%	25%	100%	88%

Areas included:

Standard 2 - Cardiology, General Medicine, General Surgery, Geriatric Medicine, Gynaecology, Intensive Care, Obstetrics, Paediatrics, Psychiatry, Respiratory Medicine, Trauma and Orthopaedics

Standard 5 - Biochemistry, Bronchoscopy, Chemical Pathology, Computerised Tomography, Echocardiography, Haematology, Histopathology, Magnetic Resonance Imaging (MRI), Microbiology, Radiology, Lower GI Endoscopy, Upper GI Endoscopy, Ultrasound, Xray,

Standard 6 - Cardiac pacing, Critical Care, Emergency General Surgery, Interventional Endoscopy, Interventional Radiology, Percutaneous Coronary Intervention (PCI), Renal Replacement Therapy, Thrombolysis, Urgent Radiotherapy

Standard 8 - Acute medical unit, acute surgical unit, intensive care unit and other high dependency units

Source: National Seven Day Services Self-Assessment, 2015

In April 2016 none of the five Emergency Departments within NCL were consistently meeting the access standard to see people within 4 hours of arrival, as summarised in Exhibit 20 below. In particular, North Middlesex University Hospital (NMUH) had been recently issued with a Warning Notice by the Care Quality Commission that it needed to significantly improve the treatment of people attending the Emergency Department⁷¹. In April NMUH was seeing between 65-75% of A&E patients within 4 hours and was challenged in achieving key quality standards within emergency care. This was shown by the poor satisfaction ratings at NMUH; almost half of people attending the Emergency Department at the hospital would not recommend the Emergency Department to friends and family⁷².

However since April 2016, considerable progress has been made at NMUH. The launch of the Safer, Better, Faster programme in May 2016 has led to improvements in ED staffing at NMUH; the development of a 'home first approach' to support earlier discharge of medical patients who need home care; increase patient flow through assessment units; and reduced delays for patients waiting for tablets to take away. Waiting time performance at A&E in NMUH has improved steadily as a result rising to over 90% of patients seen within 4 hours in early August 2016.



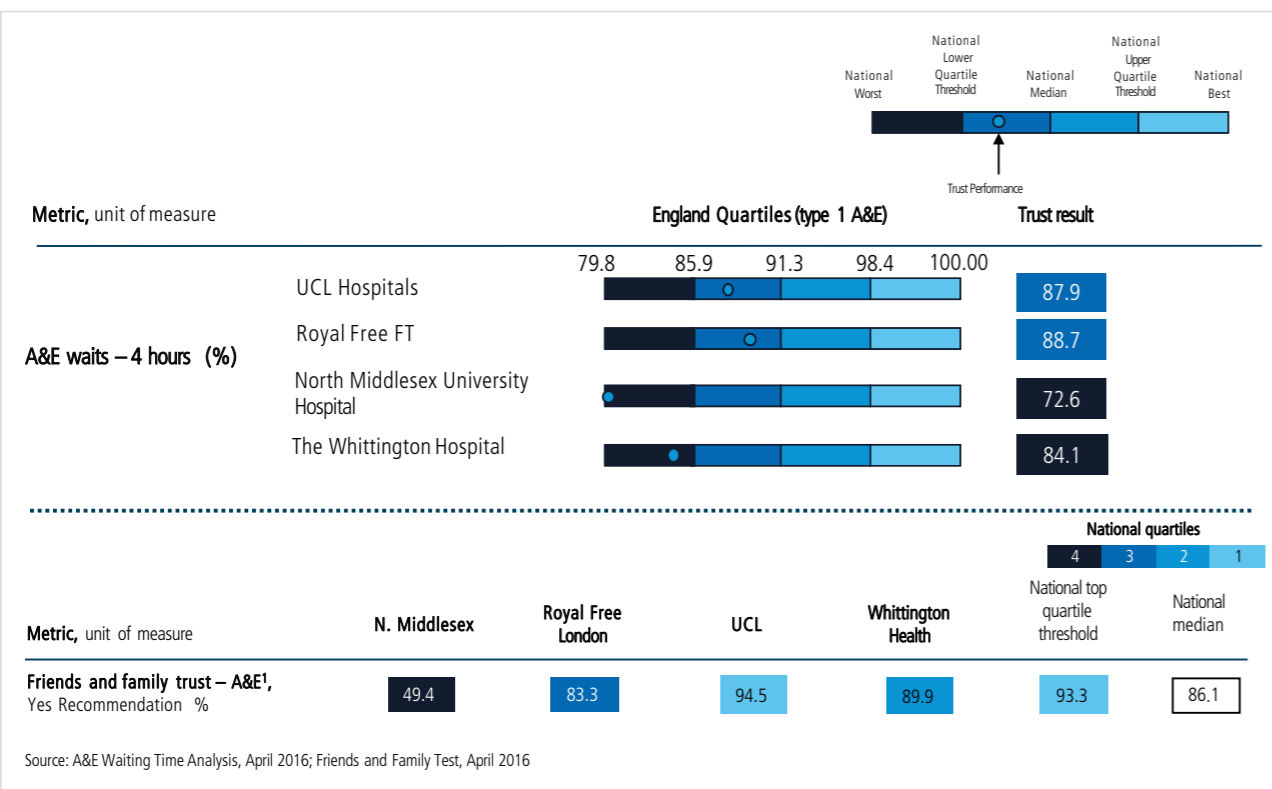
Access to secondary care

Sara had a cyst and she is still waiting for the local hospital to give her an appointment for the operation. Her English is limited and her children have to help her in interpretation, but she does not think that the hospital is giving her the best care.

Her son is helping her navigate the health services, but she feels shy having to be examined by a doctor in front of him. Especially as this cyst is on her uterus and the treatment is possibly a hysterectomy making me more anxious. Sara finds it difficult to talk about women's illnesses when there are men present, and it is especially hard when her son is also there and she has to explain everything to him. It takes a long time to get an appointment, and services need to improve the improve interpreting services available or hire some doctors who know different languages.

Source: Healthwatch Islington, Diverse Communities Health Voice

Exhibit 20 – Key A&E performance indicators

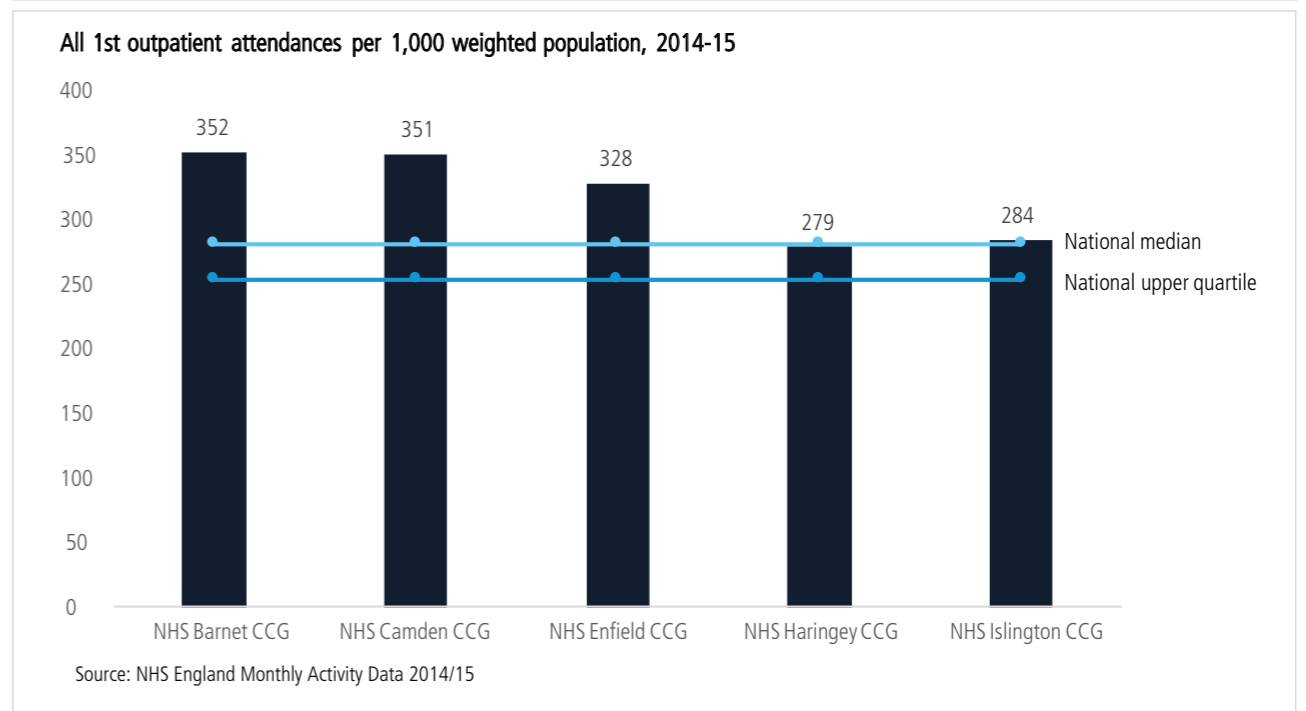


This suggests a need to focus on the delivery of emergency services in hospitals in NCL, addressing variation and, in particular, continuing attention to the Emergency Department at North Middlesex University Hospital. This should be underpinned by a NCL-wide approach to supporting all organisations to deliver, with a strong focus on the development of improving access to primary care.

4.7. There are differences in the way planned care is delivered

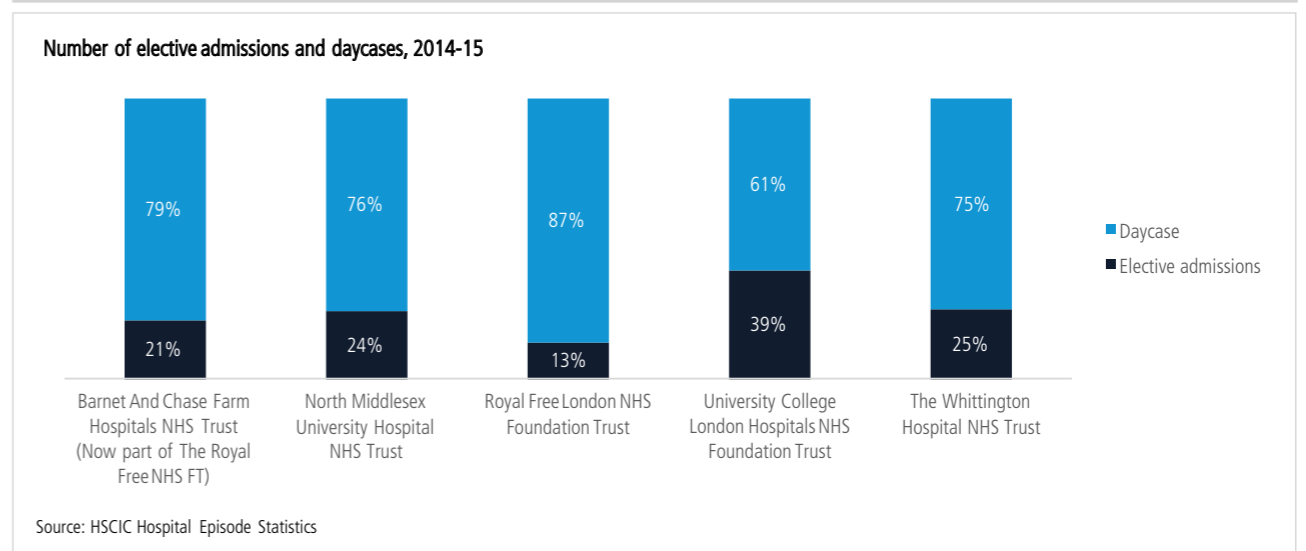
There are differences in the way planned care is delivered across NCL. This may reflect different levels of patient need, or it may be due to differences in clinical practice between doctors and nurses at any point where care is given. For example, as shown in Exhibit 21, the number of people seen as outpatients in Barnet, Camden and Enfield is high compared to other similar areas and when compared to the England average. This could be for a number of reasons, including differences in the health needs of local people, the skills and experiences of GPs, or the ability of GPs to get a specialist opinion or access diagnostics in primary care.

Exhibit 21 – Outpatient activity in NCL



There are also differences between hospitals in the delivery of planned care. For example, there are differences in the number of referrals of people between consultants (particularly at UCLH and North Middlesex), the number of follow-up appointments that people have (particularly at UCLH) and the amount of planned care that is done as a daycase without an overnight stay (shown in Exhibit 22)⁷³. Further work is being done to understand these differences and their causes in more detail.

Exhibit 22 – Daycase rates by provider in NCL

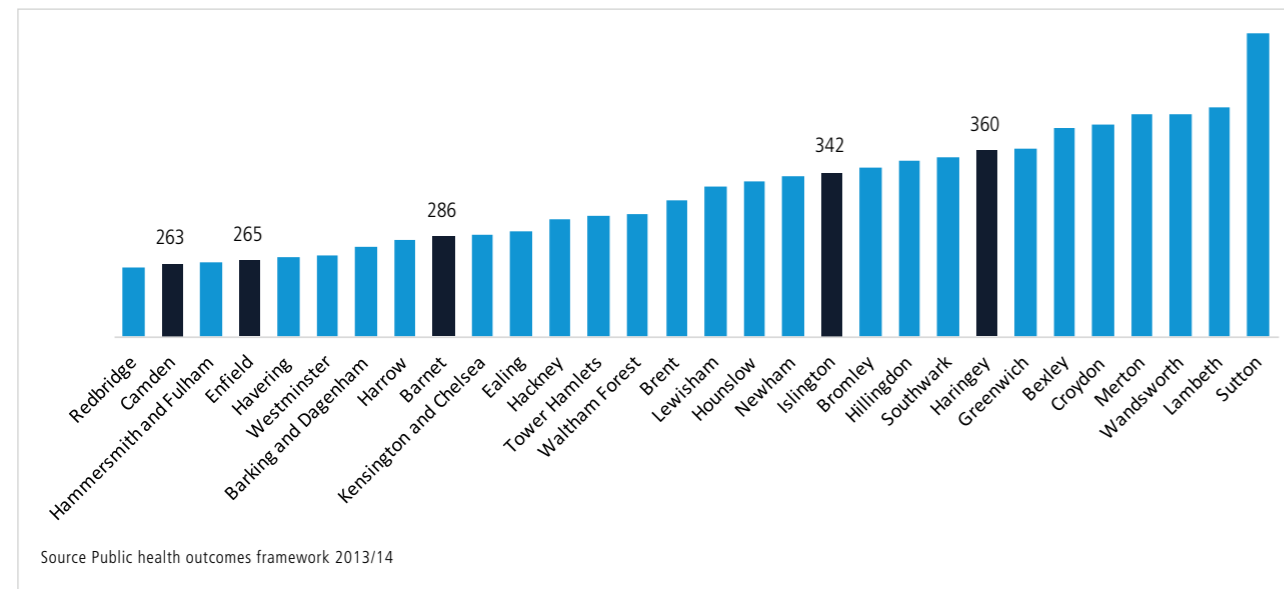


This suggests a focus on the differences in referrals into planned care, and the differences in the delivery of planned care within hospitals.

4.8. There are challenges in mental health provision

There are very high levels of mental illness in NCL, both serious mental illness and common mental health problems, with high rates of premature mortality, particularly in Haringey and Islington, as shown in Exhibit 23. While the causes of premature mortality are broader than just mental health conditions, the links between poor mental health and premature mortality are well-established.

Exhibit 23 – Premature (<75) mortality in adults with serious mental illness, rate per 100,000 people, 2013-14



There is still a lot of stigma associated with having a mental illness, and many people either do not know how, or do not want, to access mental health services. Information on help and support within local communities is not available everywhere. There are groups of people who are at higher risk of having a mental illness, such as people who are in debt, unemployed, homeless, have a long term condition, or have drug and alcohol problems.

Demand for mental health services has increased, due to social pressures related to reduced funding for public services, increasing numbers of people, higher public expectations and changes to legislation. Community-based teams cannot manage people with the most serious issues and therefore high numbers of people are admitted to hospital. During a crisis, service users prefer to be helped by teams who they know rather than being referred to a new team. Camden and Islington have amongst the smallest community mental health services per person in England⁷⁴. Community teams reduce the number of people with a mental illness ending up in hospital.

Most mental health problems are managed within primary care, and psychological therapies (IAPT) services are in place to manage mild to moderate mental health problems. However, mental health services based in primary care with specialist workers who can manage moderate to severe mental illnesses are only just beginning to develop in NCL and are limited in who they can treat. Without this expertise in primary care, more people are referred to hospital-based services who might otherwise have been managed within the community.

Access to psychological therapies

'There is a need for psychological therapies that have less restriction on who they can see, as IAPT are unable to see clients who have suicidal thoughts, have a history of drugs or alcohol abuse, or a history of longer-term mental health issues.' (Carer)

Source: Healthwatch Enfield

In recent years there has been a big increase in the numbers of people receiving a first diagnosis of a serious mental health condition in A&E, and around 38% of people admitted to inpatient hospital wards in Camden and Islington are new to mental health services⁷⁵. These issues are partly related to the large number of people moving in and out of NCL, with significant differences between daytime and night time populations. This creates a burden on both mental health and A&E services, and indicates that prevention and early detection of mental health conditions needs to improve, along with greater capacity to manage these conditions in the community. There is no high quality health-based place of safety in NCL to receive people detained by the police under Section 136.

There is variable access to liaison psychiatry, perinatal psychiatry and child and adolescent mental health services (CAMHS) within urgent care. For example, most of the liaison psychiatry and CAMHS services in hospitals in NCL do not see children within one hour at weekends and overnight⁷⁶.

What good looks like: improving access to psychological therapies

Yorkshire and Humber Commissioning Support worked on review and redesign of Hull's Improving Access to Psychological Therapies (IAPT) services and access to mental health services. A revised IAPT+ service, known as the Depression and Anxiety Service, improved choice and access to Psychological Therapies. The service involves timely, evidence-based interventions according to the needs of individuals and does not require individuals to be referred through secondary mental health services to be able to access these services. The new service model is tariff-based and incentivises both patient choice at every point on the pathway and the achievement of demonstrable clinical outcomes.

The improvements other regions have made to their IAPT services are likely to provide learning opportunities for NCL to improve the accessibility and effectiveness of its IAPT services as well.

Source: Yorkshire and Humber Commissioning Support

Although all five boroughs achieve dementia diagnosis rates above the national average, there is great variability across NCL⁷⁷. There is the expertise in NCL to achieve high diagnosis rates, as demonstrated by Islington. The availability of post-discharge treatment and support services for people with dementia varies greatly despite the good evidence for their effectiveness.

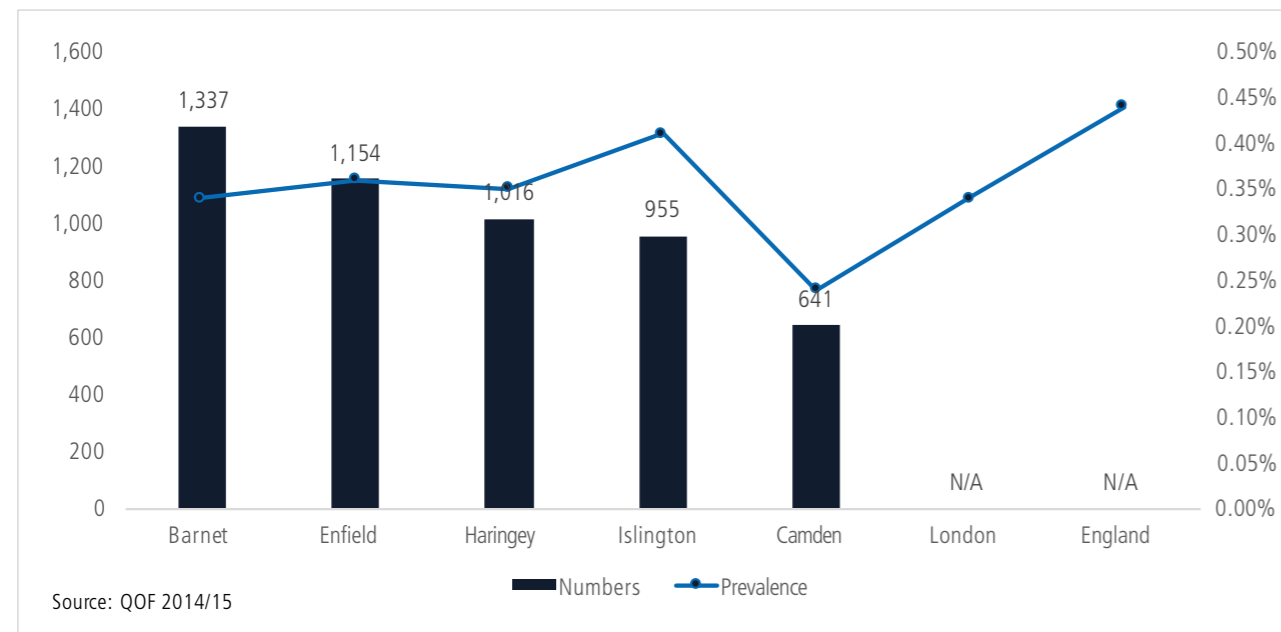
This suggests a focus on the provision of mental health services, particularly the physical health of those with a mental illness, early diagnosis, access to integrated services and child and adolescent mental health services.

4.9. There are challenges delivering services for people with learning difficulties

As shown in Exhibit 24, the number of adults with learning disabilities varies across NCL from 0.41% of people in Islington, to 0.24% in Camden. Often people are not recorded as having learning difficulties, especially when they are mild.

As elsewhere in England, the number of people with learning disabled is increasing, partly due to the rising numbers of young people with complex needs surviving into adulthood, and also due to the increased life expectancy of the learning disabled population. The rate of increase is estimated to range from 1.2% to 5.1% (average 3.2%) per year⁷⁸.

Exhibit 24 – Number of people with a learning disability, registered population, 2014/15



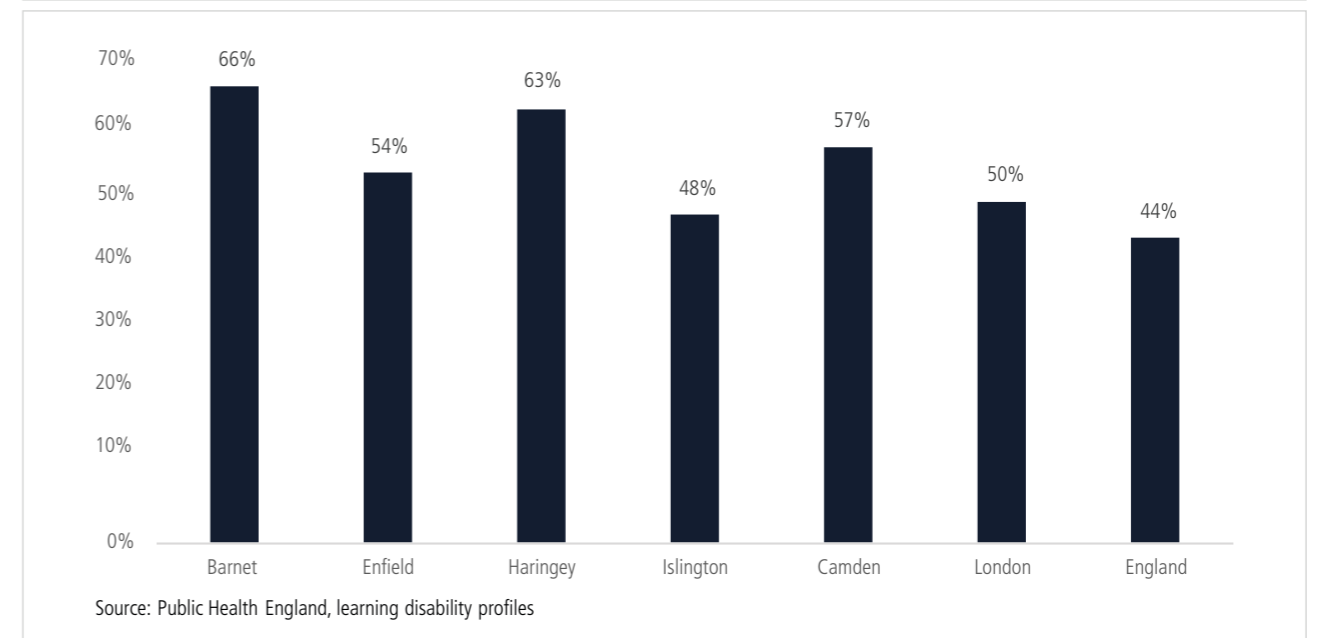
Page 72

People with learning disabilities tend to have poorer health than the rest of the population, much of which could be prevented. This is partly because of the barriers faced by people with learning disabilities in accessing timely, appropriate and effective health care. As well as having a poorer quality of life, people with learning disabilities die at a younger age than the general population⁷⁹. Men die, on average, 13 years younger than other people and women die 20 years younger.

People with learning disabilities are more likely to have specific health issues including epilepsy, sensory impairment, respiratory disease, coronary heart disease and mental illness⁸⁰.

Annual health checks for these individuals have been shown to be effective in identifying and helping to manage previously undetected health problems. As shown in Exhibit 25, the number of adults in NCL with learning disabilities who have had a health check is higher or similar to the England average; nonetheless, around half have not had one.

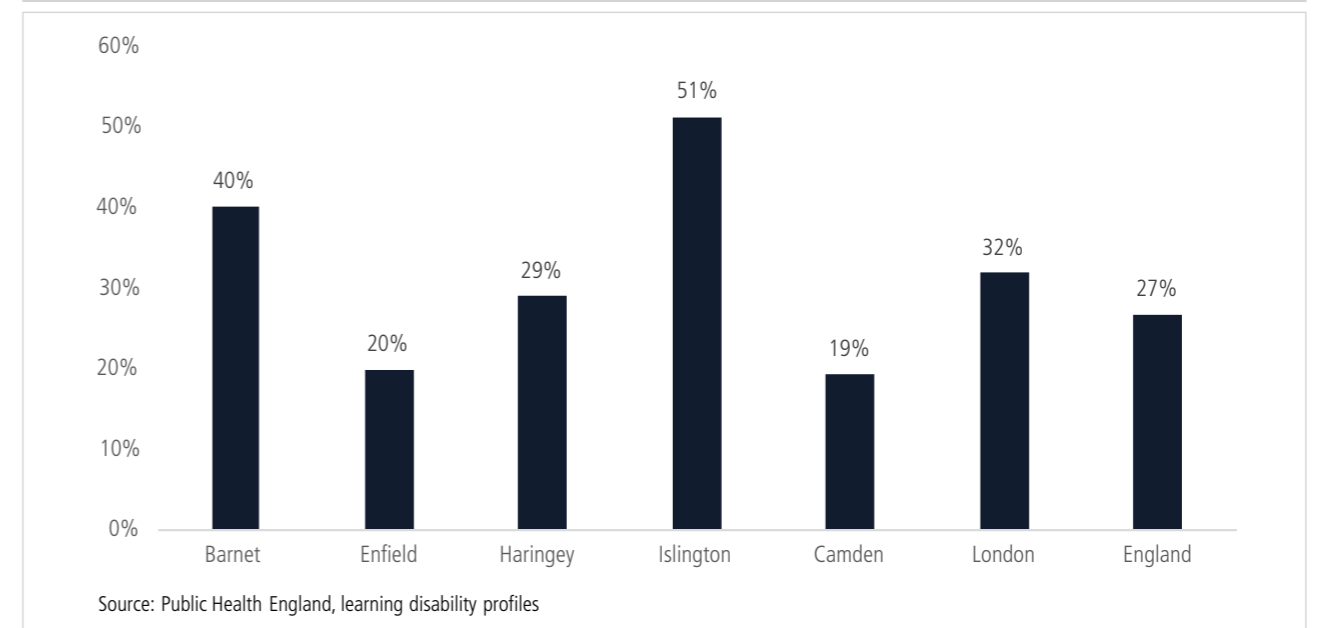
Exhibit 25 – Percentage of eligible adults with a learning disability having a GP health check



Suitable, local accommodation with care and support is required to make sure people with learning disabilities can remain part of their communities and get the health care they need. This includes accommodation that is self-contained and is suitable for people who also have physical disabilities, and young adults with complex health care needs.

As shown in Exhibit 26, the number of adults with learning disabilities receiving long term support who live in unsettled accommodation, meaning the person might be required to leave at short notice, is much higher in Barnet and Islington compared to the England average, whereas for Camden it is lower.

Exhibit 26 – Percentage of adults with learning disabilities receiving long term support living in unsettled accommodation, 2014/15



In October 2015, a national plan ('Building the Right Support') and a national service model for learning disability services was published. This was intended to help Transforming Care Partnerships (TCPs) meet national commitments to reduce the length of stay in hospitals and reduce admissions

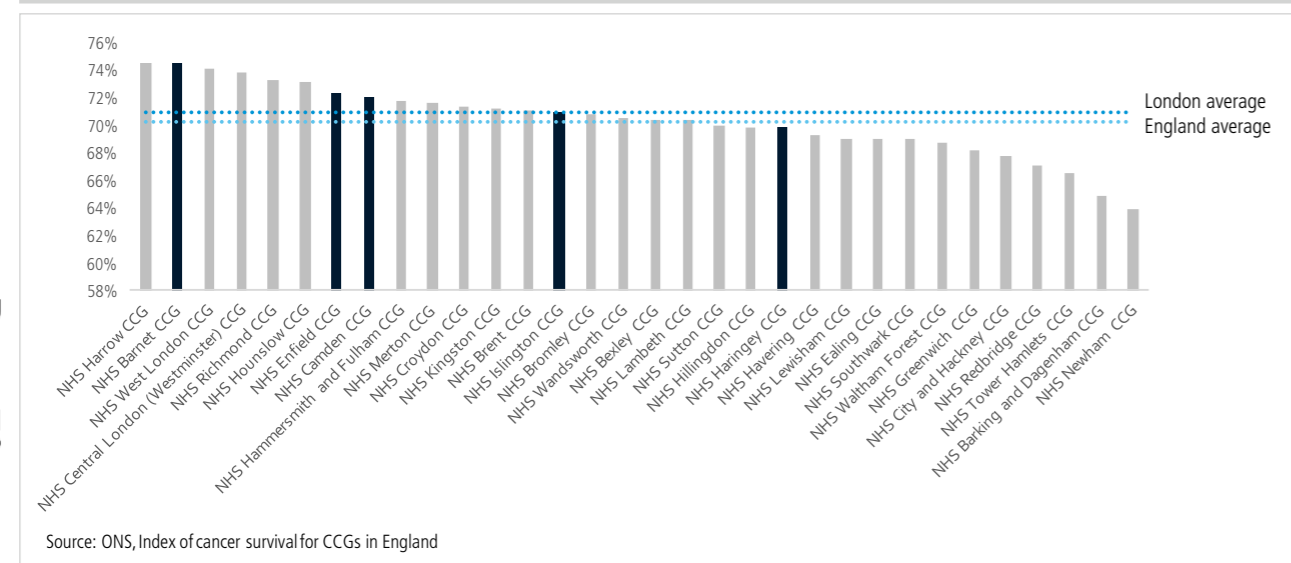
to assessment and treatment units (such as the former Winterbourne Unit) for people with learning disabilities. The NCL TCP implementation plan is currently being developed, to be in place by July 2016 for delivery by March 2019.

This suggests a focus on prevention services for the learning disabled population, such as annual health checks, and provision of more suitable accommodation for people with learning disabilities.

4.10. There are challenges in the provision of cancer care

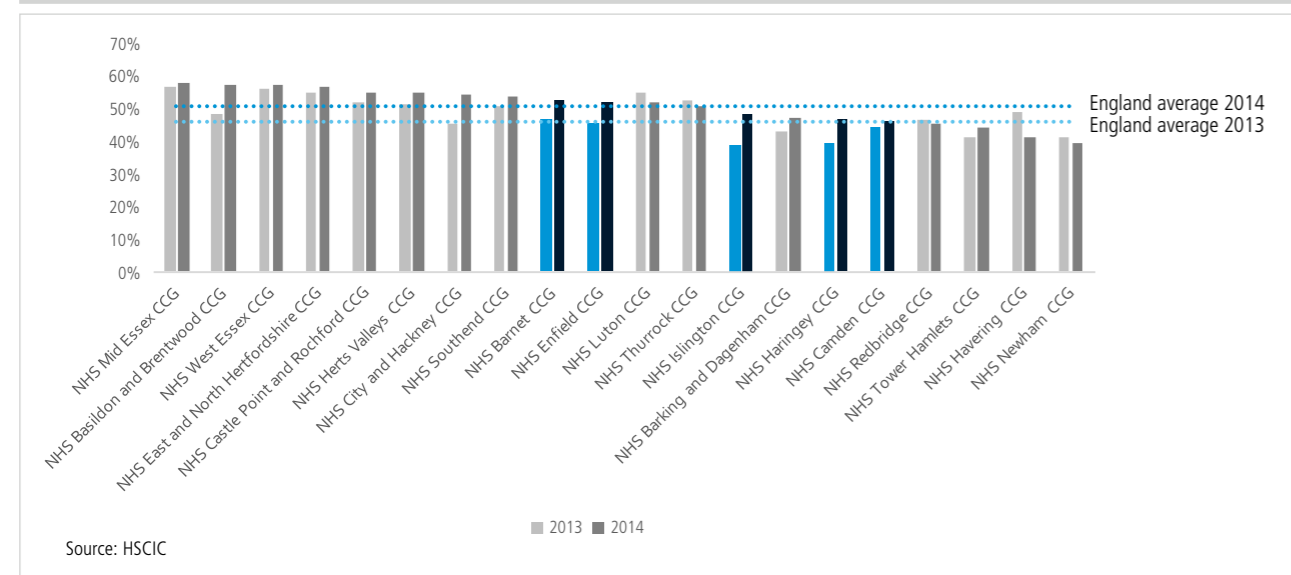
There are many opportunities to save lives and deliver cancer services more efficiently in NCL. Cancer is a major cause of death, with around 29% of deaths caused by cancer in England⁸¹. One-year survival rates in NCL are similar to other parts of London⁸², as shown by Exhibit 27. However, compared to other countries such as Sweden, the UK has much lower survival rates, suggesting that improvements could be made⁸³.

Exhibit 27 – One-year survival rates across London for all cancers, 2013 diagnoses



Late diagnosis of cancers is a particular issue that contributes to lower one-year survival rates. Exhibit 28 indicates that the percentage of cancers detected at an early stage is low, especially in Haringey, Camden and Islington, although Islington has improved significantly between 2013 and 2014⁸⁴.

Exhibit 28 – Percentage of cancers detected at stage 1 and 2 in London, 2013-14



One issue is that levels of screening for cancer are generally low. For example, in NCL less than half the target number of people get screened for bowel cancer⁸⁵. Around 20% of people do not have their cancer diagnosed until they arrive in A&E with a serious problem⁸⁶, and there is a lack of awareness of the symptoms of cancer, especially among black and minority ethnic groups⁸⁷.

What good looks like: improving early detection of cancer

The Multidisciplinary Diagnostic Centre (MDC) at UCLH offers rapid diagnostic services for patients with so-called 'vague' symptoms which do not point towards a specific underlying cancer type. GPs can refer patients to the MDC, eliminating the need to fill out referral forms for multiple specialties and diagnosis and/or management plans can be provided by the MDC to be carried out in primary care. This means patients need only visit their GP for their symptoms to be investigated rapidly.

This is one example of a service which, if replicated throughout NCL, could improve patient experience, increase early detection and cancer survival rates, and decrease the number of emergency admissions of patients with unrecognized and late stage cancer.

Source: adapted from UCLP Annual Review, June 2015

Once cancer is suspected, waiting times to see a specialist and then for treatment can be long and vary between hospitals⁸⁸, as shown in Exhibit 29.

Exhibit 29 – Cancer wait times compared to peer median and average (providers)

Metric, unit of measure	UCLH	R. Free	N. Midd.	Whitt.	National quartiles	
					National median	National upper quartile
Two week wait from GP urgent referral to first consultant appointment, %	92.9%	95.0%	93.2%	93.2%	94.7%	96.5%
Two week wait breast symptomatic (where cancer not initially suspected) from GP urgent referral to first consultant appointment, %	96.8%	99.3%	94.6%	97.2%	96.3%	97.9%
31 day wait from a decision to treat to a first treatment for cancer, %	90.5%	99.5%	97.3%	100.0%	98.6%	99.6%
31-day wait from a decision to treat to a subsequent treatment for cancer (surgery), %	87.6%	98.2%	96.9%	100.0%	98.2%	100.0%
62-day wait from GP urgent referral to a First treatment, %	72.6%	76.5%	76.0%	91.7%	85.2%	88.8%

Source: NHS England, Cancer Waiting time Statistics Q3 14/15-Q2 2015/16 by Provider. Available at: www.england.nhs.uk

The number of referrals to cancer specialists have almost doubled over the last five years⁸⁹, which may be partly due to current guidance but may also reflect difficulties accessing diagnostic tests or specialist advice in primary care. Once a person has been seen by a specialist, there are delays in transfer between hospitals and long waiting lists for diagnostics⁹⁰. There is an estimated shortfall of 17 MRI, 7 CT scanners, 149 radiographers, 43 consultants and 22 sonographers for cancer diagnosis and treatment in NCL by 2020⁹¹. Satisfaction with services is often low – there is particularly low satisfaction with how well hospital and community services work together⁹². Many community cancer services are open only 9-5 during the week and there is very little coverage during the weekend⁹³.

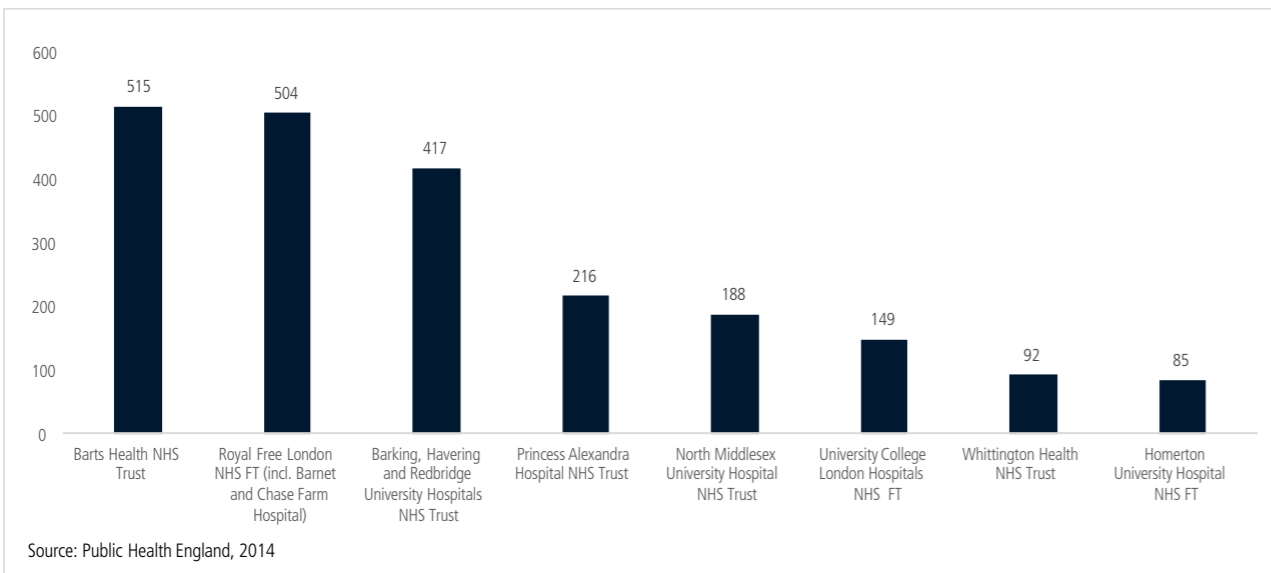
Improving early detection of cancer

Anne, 56, visited her GP complaining of abdominal pain and unexplained weight loss, and was then referred to a number of different specialties without a successful diagnosis. Four months later, she attended A&E with symptoms including jaundice, vomiting, fever and itching. After a series of tests, she was diagnosed with pancreatic cancer.

Source: adapted from UCLP Annual Review, June 2015

There are a number of issues with hospitals seeing small numbers of some types of cancer patients, lower than NICE guidelines of 150 minimum cases per year⁹⁴. For example, as shown in Exhibit 30, Whittington Health provides the second smallest breast cancer service in London, with under two patients a week on average. In addition, North Middlesex provides the second smallest lung cancer service⁹⁵, also seeing less than two patients a week on average.

Exhibit 30 – Number of new breast cancer patient treated in London cancer services



This suggests a focus on the cancer pathway across primary and acute providers.

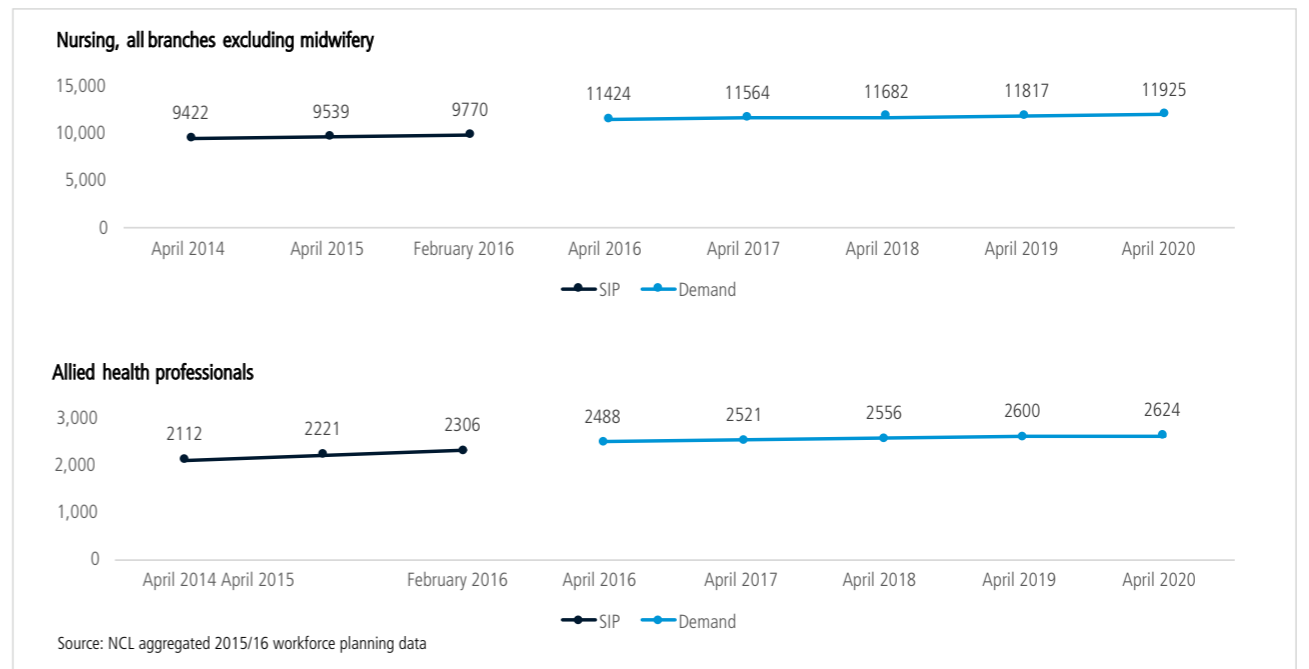
4.11. There are workforce challenges

There are a number of workforce challenges in NCL. These include attracting the right health and care professionals to NCL, retaining the existing workforce, and shortfalls in GPs, practice nurses and social workers.

Attracting healthcare professionals to NCL

There is predicted to be a 22% shortfall in nurses and a 14% shortfall in allied healthcare professionals (AHPs) across NCL by 2020⁹⁶, as shown in Exhibit 31. The high and increasing cost of living in NCL makes it difficult to attract and retain the required workforce.

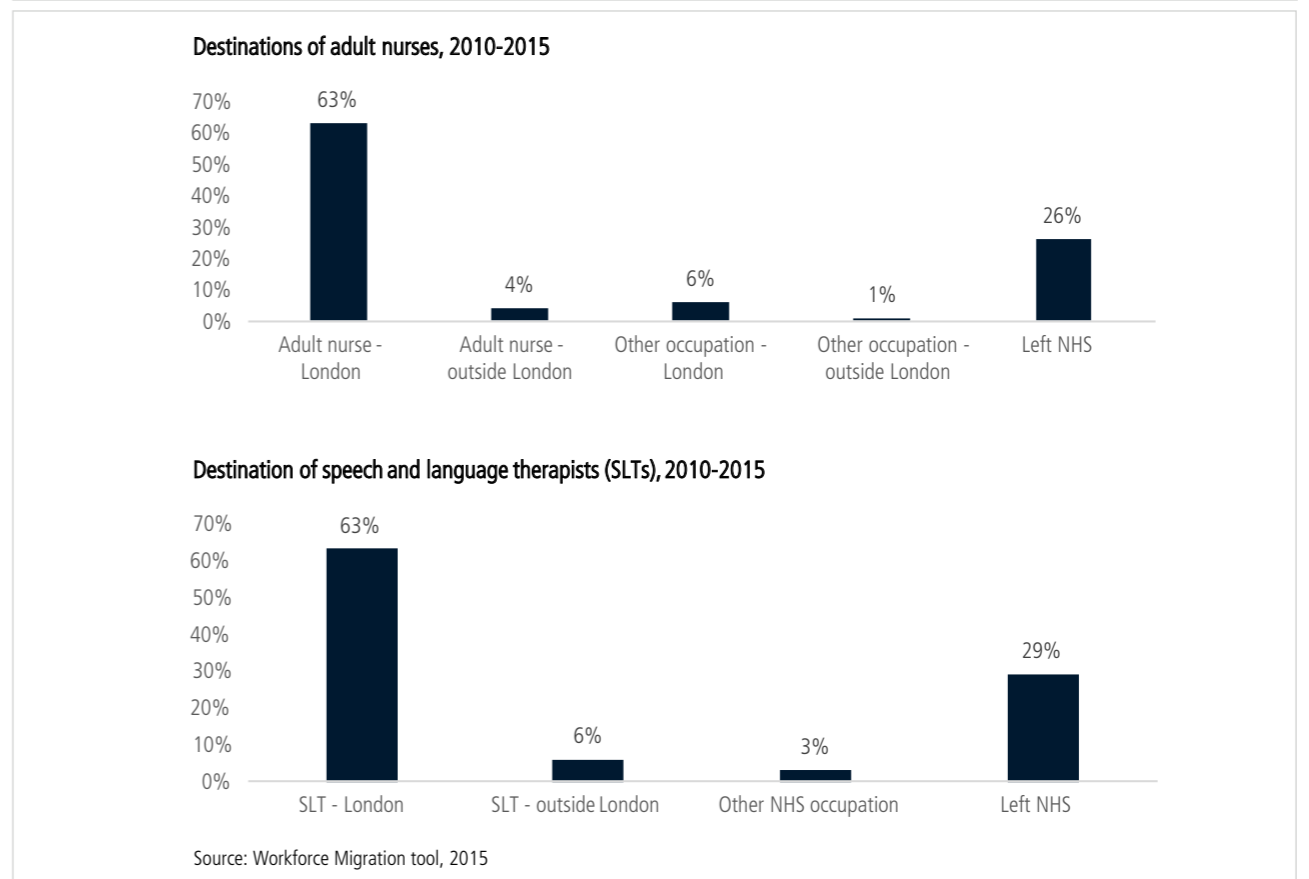
Exhibit 31 – Supply and demand for nurses and AHPs



Retaining the existing NHS workforce

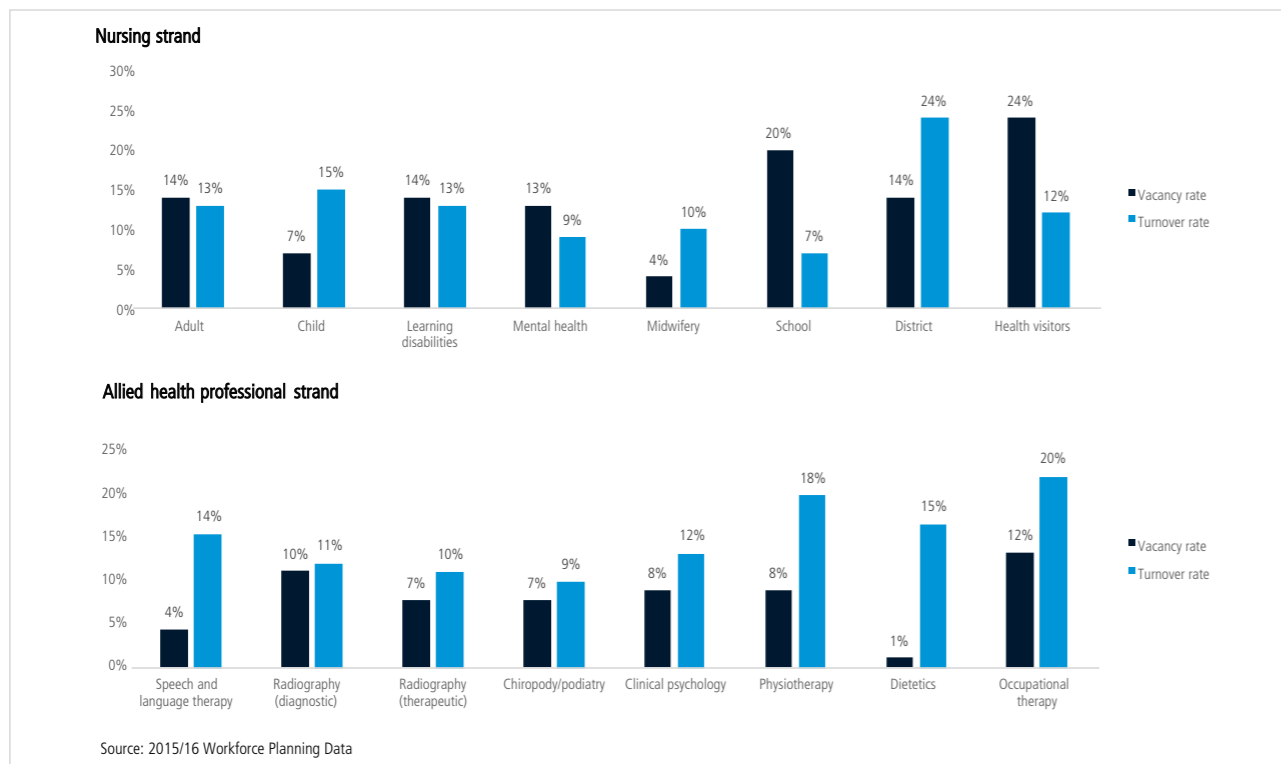
The ageing of the workforce, and increasingly attractive career opportunities outside the NHS or outside London, make the recruitment and retention of staff one of the biggest challenges. Many people leave not only the local workforce but the NHS altogether, the majority being well under retirement age. For example, Exhibit 32 shows that 26% of adult nurses and 29% of speech and language therapists left the NHS entirely between 2010 and 2015⁹⁷.

Exhibit 32 – Destinations of adult nurses and speech and language therapists



There are high vacancy and workforce turnover rates locally, as shown in Exhibit 33. A particular issue is the high turnover rates in child nursing, radiography, mental health nursing and learning disability nursing, especially given that locally there is a children's hospital, a number of specialist cancer sites, and a number of mental health trusts. There are also high turnover rates in physiotherapy, occupational therapy and district nurses, which will impact on the delivery of additional community and primary care services⁹⁸.

Exhibit 33 – Health workforce vacancy and turnover rates in NCL

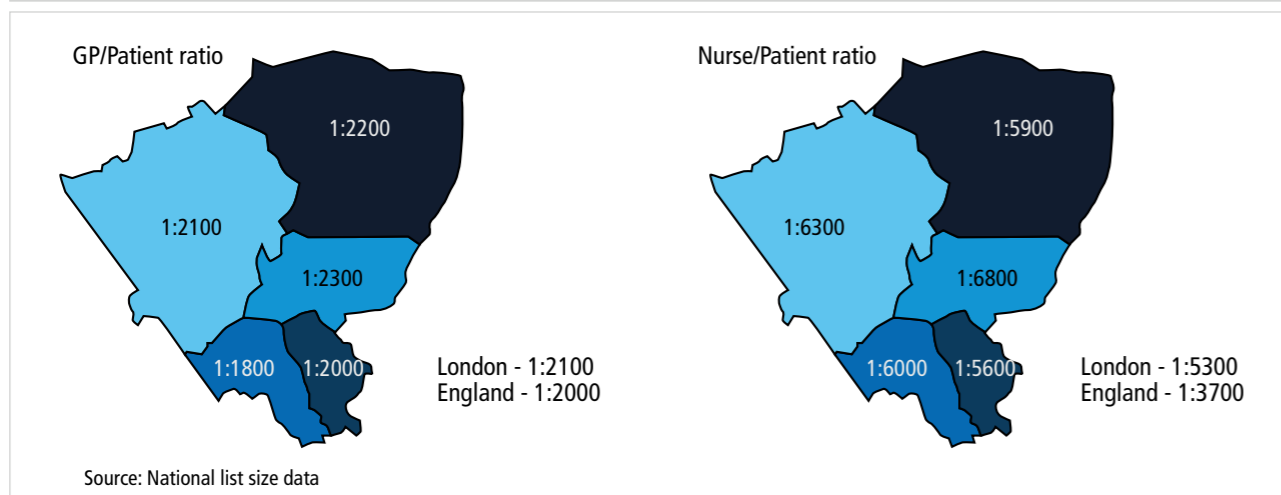


NCL and North East London spend £735m a year on temporary and overseas staff, which represents 11.45% of staffing costs⁹⁹. A reduction in staff turnover of just 1% could reduce costs by £87.6m¹⁰⁰.

GPs and practice nurses

The number of General Practitioners (GPs) and practice nurses across NCL is growing, but there is also unprecedented increase in demand¹⁰¹. As shown in Exhibit 34, there are also fewer GPs and nurses per person in some parts of NCL, especially Haringey¹⁰². Increasing the number of GPs to meet current levels of demand is not affordable, and alternative workforce models will need to be explored.

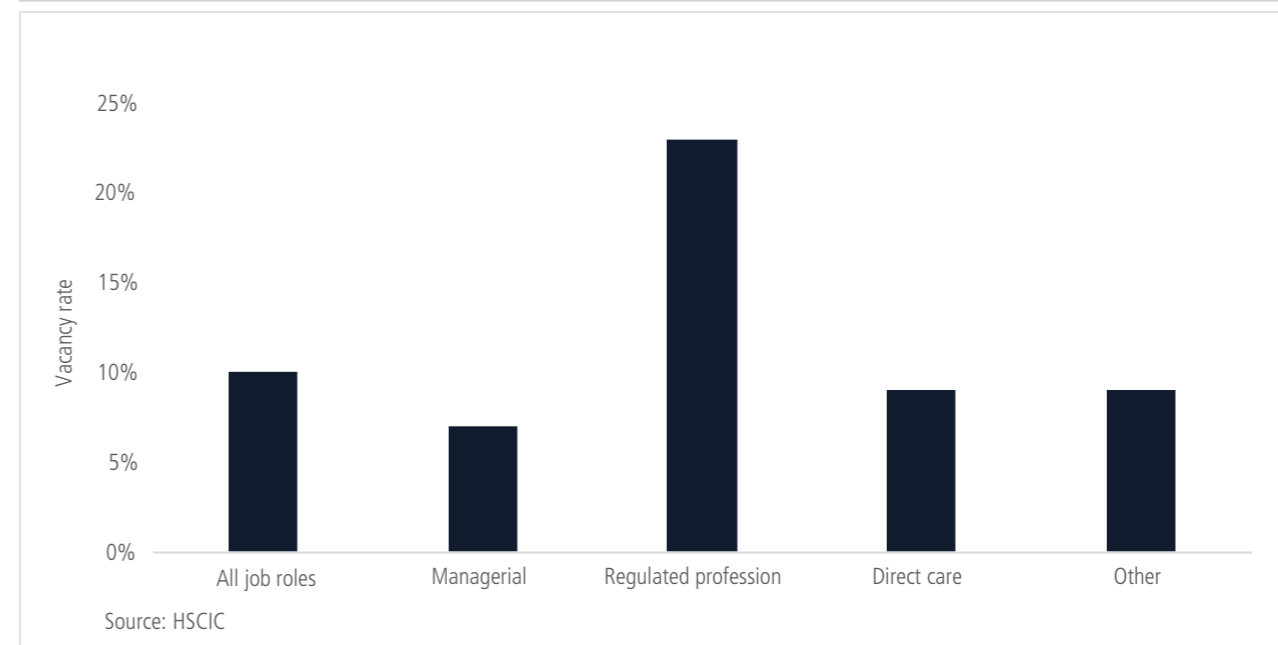
Exhibit 34 – GPs and practice nurses per person in NCL



Social care workers

There are 35,000 people working in social care in NCL, with 1,500 staff in regulated professions (such as social workers) and 25,000 others providing direct care. As shown in Exhibit 35, vacancy rates across the regulated professions are around 23.5%, higher than any NHS staff group¹⁰³. This shortfall of staff contributes to delays in discharge for people in hospital beds. There are also large differences in pay and conditions for the social care workforce, with 43% of the workforce on zero-hour contracts and many personal assistants employed directly by service users.

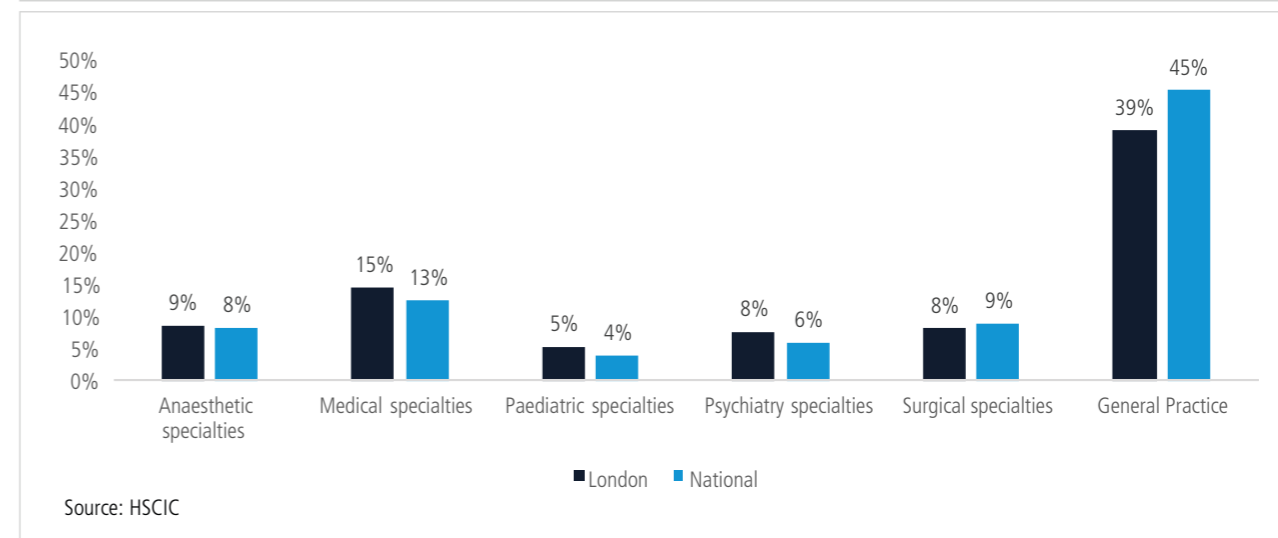
Exhibit 35 – Social care vacancy rates



Junior doctors and consultants

Between 2009 and 2014, the number of consultants in the London workforce increased by an average of 20.1% against a national average of 17.8%, and the number of Certificate of Completion of Training (CCT) holders continues to rise. As shown in Exhibit 36, London has a similar consultant workforce to the rest of the country, but a lower number in some specialties, particularly general practice¹⁰⁴.

Exhibit 36 – Proportion of the consultant workforce by selected specialty compared to England



Over the next six years, there will be a large increase in the number of CCT holders¹⁰⁵. It will be important to consider how these doctors are used to deliver more care in out of hospital settings.

This suggests a focus on recruitment and retention of the workforce, particularly where there are high vacancy and turnover rates or shortages in staff. It also suggests a focus on developing the existing workforce through new skills and ways of working, as well as adapting roles to changing requirements.

4.12. Some buildings are not fit for purpose

The availability of good quality buildings is very important in delivering new types of health and care services in NCL. Good quality buildings that are fit for purpose reduce infection and the length of time people stay in hospital, make it easier for staff to do their jobs, are a more pleasant environment for people in hospital and reduce costs¹⁰⁶.

The quality of the NHS estate is very variable. Across London, more than half of NHS hospitals are over 30 years old and more than a quarter pre-date the founding of the NHS in 1948. Addressing maintenance issues across these hospitals would cost around £658 million¹⁰⁷. These issues are particularly stark in NCL. Over the past two decades a number of major developments have taken place locally: rebuilding North Middlesex University Hospital (NMUH); rebuilding University College London Hospital (UCLH); and the development of the UCLH cancer centre. However, Chase Farm Hospital was mostly built before 1948.

Estates not fit for purpose

‘We found that patient experience is compromised by the poor environment, with some patients having to share four-bedded dormitories, and with limited access to secure outdoor space.’ (From an Enter and View visit)

Source: Healthwatch Enfield

It is thought that 15% of NHS building space in London is not actually being used¹⁰⁸. The unused NHS buildings in NCL are worth an estimated £198m and cost the NHS £20m-£24.5m to run¹⁰⁹. One example is St. Ann’s Hospital where many of the current buildings are either vacant or partially occupied and are expensive to maintain. Major changes are required to improve the health facilities at St Ann’s – planning permission has been granted to develop the site, but is subject to approval of the business case.

There are also issues in primary care, where a large number of existing primary care buildings in London are not fit for purpose. Around 33% of GP premises need replacing, whilst 44% need significant improvement to meet equalities laws¹¹⁰.

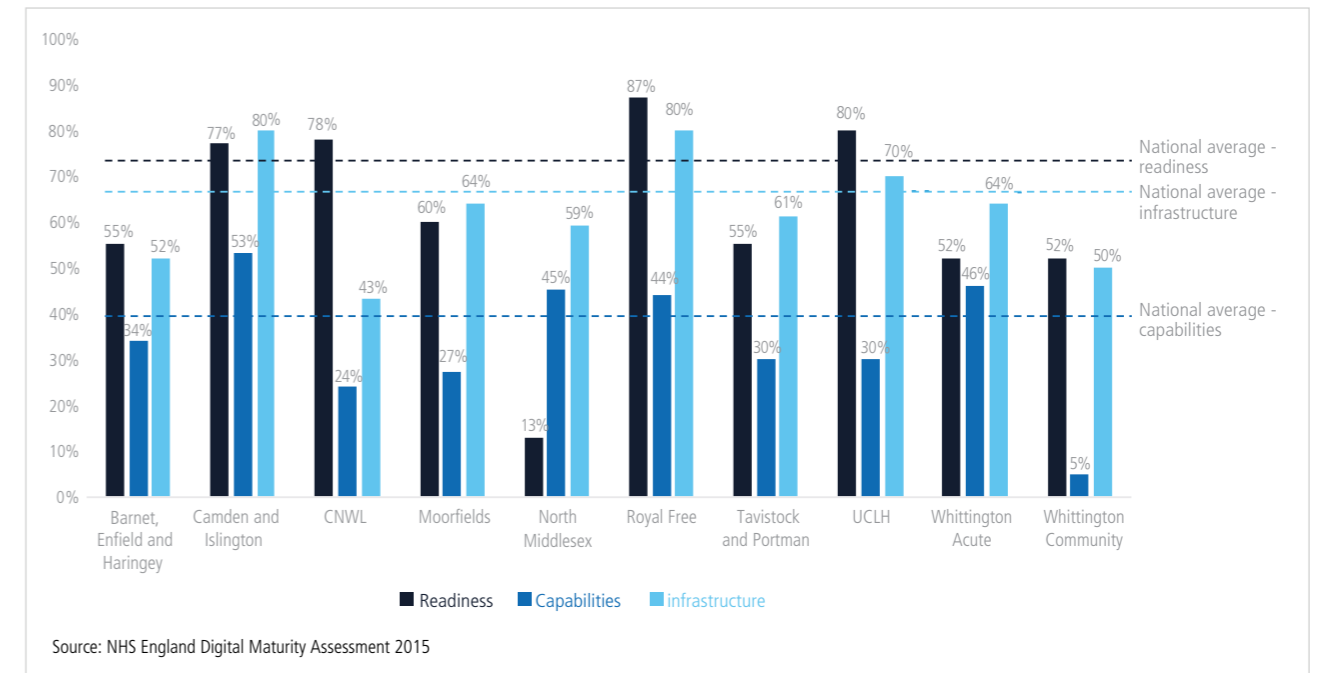
This suggests a focus on buildings that are old, expensive to run and not fit for purpose, and developing buildings that support patient and clinical needs.

4.13. Information technology needs to better support integrated care

Information sharing between people and between organisations is essential to deliver safe, effective and efficient care. Information sharing supports people to stay healthy, multi-professional teams to deliver integrated care and organisations to identify opportunities to reduce variation, waste and clinical harm. Patients and the public expect to be told who is using their information, why it needs to be shared, who has access to it and what safeguards have been put in place to keep it secure. They also increasingly expect information to be shared with them, in a format they understand, and to help them to contribute their own data and let their care preferences be known.

As shown in Exhibit 37, the level of digital maturity of provider organisations across NCL is variable, with most below the national average for digital capabilities and particularly poor in terms of their capability to share information with others and adoption of national standards¹¹¹. Data collection in primary care is much more developed than other areas of the NHS, but the quality of data and information still varies between practices, and the number of people digitally accessing their own GP records remains low¹¹². Local authorities mainly have stand-alone systems, with limited ability to digitally share information with NHS providers or with other boroughs.

Exhibit 37 – Digital maturity assessment



The workforce needs to be connected all day, every day. They need to be able to access people’s data and tools to assist clinical decision making in real time and collect and view data wherever they are working. While the use of mobile devices to view and capture data is gradually improving, there are still many areas where the workforce across NCL is not properly informed and supported¹¹³.

The current situation has mainly been developed because of the need to meet regulatory requirements. More recently, integrated digital care records have been created to facilitate integrated care within individual CCGs in Camden and Islington. However, there is no NCL-wide governance structure or leadership team to implement digital transformation across NCL, and individual organisations continue to operate independently within their own areas with resultant fragmentation, lack of joined up information flows and duplication of effort.

This suggests that a priority area for focus is developing system wide governance and leadership to support the implementation of integrated information sharing and technology.



5

Financial challenge

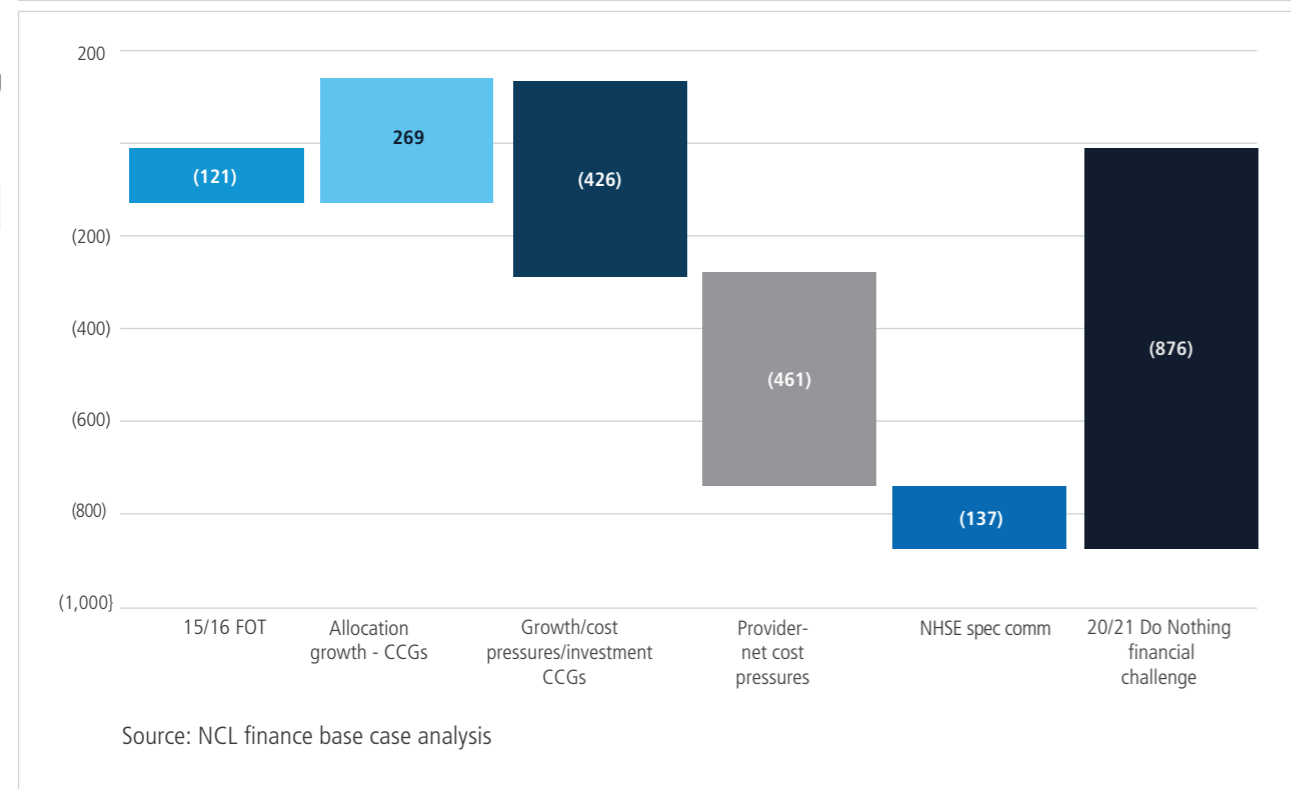
Funding increases in NCL of £269m over the next 5 years will not meet the likely increases in numbers of local people and growth in demand for health services of £426m, plus increases in the cost of delivering health care of £461m.

This means that there is a substantial financial challenge facing health organisations in NCL. Health commissioners and providers are already £121m in deficit in 2015/16 and, if nothing changes, will be £876m in deficit by 2020/21. This includes £137m in relation to specialised commissioning, where we await input from NHS England.

The health budget impact of the local authority financial challenge has not been calculated and so is not included in the 'do nothing' financial gap.

Exhibit 38 summarises the 'do nothing' financial gap for NCL.

Exhibit 38 – NCL forecast financial gap



The consequence of doing nothing is that local health and social care services would not be maintained. A new way of providing services is needed, that can be delivered within the funding available. This cannot be done by one organisation, but needs to be done across health and social care, with everyone working together.

6

Next steps

Recognising the significant scale of the challenges faced, and the urgency with which they need to be addressed, NCL has come together as a strategic planning group to create a 5-year Sustainability and Transformation Plan (STP). The aim of the STP is to meet the challenges outlined in this Case for Change, delivering clinical and financial sustainability for health and social care in NCL and, most importantly, improving the quality of care and outcomes for local people.

Leaders representing all aspects of health and social care in NCL – people that work in health commissioning, hospitals and local authorities, local GPs, and people that represent patients and the public – are working together to tackle the issues. They recognise that something radically different needs to be done in order to make sure local people have access to care when they need it, in the most appropriate place. This is about promoting independence, health and wellbeing for everybody in NCL, whether they live in Enfield or Islington. It can only be done by working together, building trust between organisations that aren't necessarily used to doing so, and considering solutions across NCL. There may be things that can be done to improve health and care which are better delivered at a local, neighbourhood level. But it is important that there is a common vision across NCL in order to deliver maximum possible impact.

There is already lots of good work to build on in NCL. For example, UCLH and the Royal Free have set up an innovative joint venture with The Doctors Laboratory to run pathology services, which is at the cutting edge of new partnerships in health. There are existing schemes in NCL that could be further developed: the first Multidisciplinary Diagnostic Centre for cancer in England opened at UCLH, for example, and GP practices across NCL are already working together in GP Federations, meaning that they can deliver more services than they would be able to alone. Nationally,

two 'vanguard' sites have been established in NCL – one looking at how hospitals can work together better, and one looking at what can be done to improve the end-to-end experience for people with cancer, from prevention to recovery. In addition, the Haringey devolution pilot, focusing on prevention, is exploring the licensing and planning powers needed to shape healthy environments; and support for people with mental health conditions who are on sickness absence but not yet unemployed¹¹⁴. In individual boroughs, great work has been done to meet the needs of local people and bring together health and care into a seamless service. This includes strengthening the role of the voluntary sector in providing services and caring for people and their families.

Local leaders are currently establishing the key pieces of work that will really make a difference and have a positive impact on lives in NCL. The ideas being explored include:

- developing new models of care for particular groups of people, making sure that they are tailored to the particular groups' needs;
- working with people from an early age through schools and communities to prevent them from getting ill;
- investing in primary care to make sure that people get to see a GP when they need and that more care can take place in the community, closer to home;
- addressing the issues that are present in hospitals, such as high infection rates and long waiting times;
- making sure that mental health and physical health are considered together and that this is reflected in the way that people with mental health problems are treated; and
- making sure that hospital treatments are delivered safely and efficiently.

The impact of these pieces of work will mean that people stay healthier for longer, and are able to play more of an active role in their own care if they want to. It will mean that more care can be provided at home or in the community, and that interactions with health

and care professionals will be different. In some cases, people might want contact with a named professional who knows them. In other cases, they might want access to a GP or the ability to make an appointment online. When people do need to go to hospital, they will only be there for as long as they need to be, and the connection between hospital professionals and community care professionals will make sure people are supported when they go home – making sure they have some food in the fridge when they get back, for example. All of this should reduce complications or difficulties that are caused from confusion, bureaucracy and lack of communication, meaning that people are less likely to end up in hospital when it could have been prevented.

Local leaders are also looking at ways to reduce avoidable costs through improving productivity and efficiency across NCL; for example, by bringing together administrative functions. This will mean that hospitals will have more money to spend on patients and care. Finally, the programme will consider what is required to deliver change. Examples of this include using technological advances to improve care, such as improving access to the latest diagnostic tools which pick up cancer at an early stage, or providing people with an electronic patient record that they can share with any health and care professionals they come into contact with so that their full history is known. Local leaders will also review the health and care buildings across NCL, identifying those that are not fit for purpose or not being used fully, and finding the best way to get maximum value out of these in order that they support new ways of working – or developing new, accessible buildings that are paid for by the money released from unsuitable sites. It will also be essential to develop the leaders of tomorrow – making it attractive and affordable for talented people to live and work in NCL, rather than depending on temporary staff, who can often be expensive.

The initial, high-level Sustainability and Transformation Plan will be developed by the end of June 2016, and further work at a more detailed level will continue to the end of 2016. Improvements will start to be made immediately, and completed by 2020/21. To get this right, patients, people who use services, carers and local residents will be involved in producing this plan. This Case for Change provides a platform for transformation, and will be referred back to over the coming years to ensure any proposed change is heading in the right direction. The data analysed in this document represents a point in time, and will be updated as required. Should new key issues, themes or gaps in care be identified as a result of this, local leaders will work together to respond to these.



Appendix 1: data segmentation methodology

Method

- Use Monitor Care Spend Tool as the structure of model, which allocates spend to cluster and then across age and condition bands
- Splits spend by POD by age band
- Assigns each individual to a condition in descending rank order of intensity
- Applies pattern of resource consumption intensity by segment based on previous applications of matched patient-level data sets

Inputs

- Population by year and age band (ONS)
- Distribution of condition by age band (Monitor tool)
- Prevalence of health conditions in the locality (QOF)
- Mapping of conditions by age band making use of Monitor peer group and QOF
- CCG spend by POD for 2015/16
- LA spend by ASC

Outputs

- Breakdown by age and condition at with population, spend per capita, total spend plus breakdown by POD and segment for per capita and total spend
- Locality level output dependent on data availability

Limitations

- Monitor peer group analysis limited to set age bands, does not have perfect match for the locality population and is therefore based on archetypal comparator areas
- The analysis excludes children's social care
- Is not actual patient level data specific to the locality

Endnotes

<p>1 An estimated 181,000 in total in NCL by 2020, an additional 26,000 over 5 years</p> <p>2 https://www.gov.uk/government/uploads/system/uploads/attachment_data/file/198033/National_Service_Framework_for_Older_People.pdf</p> <p>3 PHE 2015, HSCIC 2015</p> <p>4 CQC care directory</p> <p>5 All numbers from ONS unless otherwise referenced.</p> <p>6 http://patient.info/doctor/diseases-and-different-ethnic-groups</p> <p>7 GLA 2014 Round SHLAA Capped Ethnic Group Borough Projections (October 2015)</p> <p>8 Census 2011</p> <p>9 Census 2011</p> <p>10 Nomis official labour market statistics, November 2015</p> <p>11 Public Health Profiles Data Tool, PHE, 2014/15</p> <p>12 IMD 2015, ONS</p> <p>13 All numbers from ONS unless otherwise referenced.</p> <p>14 http://www.lse.ac.uk/geographyAndEnvironment/research/London/pdf/populationmobilityandserviceprovision.pdf</p> <p>15 https://www.gov.uk/government/statistical-data-sets/live-tables-on-homelessness</p> <p>16 https://www.gov.uk/government/statistical-data-sets/live-tables-on-homelessness</p> <p>17 https://www.gov.uk/government/uploads/system/uploads/attachment_data/file/216096/dh_127424.pdf</p> <p>18 Camden and Islington GP Linked Dataset projected to NCL level</p> <p>19 Public Health Profiles Data Tool, PHE, 2014-15</p> <p>20 Local analysis using Camden and Islington GP Dataset, 2012</p> <p>21 http://ash.org.uk/files/documents/ASH_107.pdf</p> <p>22 http://www.phoutcomes.info/public-health-outcomes-framework#page/3/gid/1000042/pat/6/par/E1200007/ati/102/are/E09000019/iid/91414/age/1/sex/4</p> <p>23 http://www.phoutcomes.info/public-health-outcomes-framework#page/3/gid/1000042/pat/6/par/E1200007/ati/102/are/E09000019/iid/22401/age/27/sex/4</p> <p>24 Public Health Profiles Data Tool, PHE, 2014-15</p> <p>25 2014 Round of Demographic Projections - SHLAA-based population projections, Capped Household Size model, short-term migration scenario</p> <p>26 ONS, mid-year population estimates</p> <p>27 Public Health Outcome Data Tool, PHE, 2013</p> <p>28 Public Health England 2015</p>	<p>29 Public Health England 2014</p> <p>30 QOF 2014-15</p> <p>31 http://www.ash.org.uk/current-policy-issues/health-inequalities/smoking-and-mental-health/the-stolen-years</p> <p>32 NHS England Dementia Diagnosis Monthly Workbook, April 2016</p> <p>33 NHS England Dementia Diagnosis Monthly Workbook, April 2016</p> <p>34 Camden and Islington GP Linked Dataset, 2015, projected to NCL level</p> <p>35 Camden and Islington GP Linked Dataset projected to NCL level</p> <p>36 Based on 2015/16 public health budget of each NCL council</p> <p>37 http://www.tobaccoprofiles.info</p> <p>38 Public Health Profiles Data Tool, PHE, 2012-14</p> <p>39 NHS Right Care, 2015 NHS Atlas of Variation</p> <p>40 APHO modelled expected prevalence (2011)</p> <p>41 Local audit of hospital admissions at the Whittington</p> <p>42 APHO modelled expected prevalence (2011)</p> <p>43 Quality and outcomes framework, 2014-15,</p> <p>44 Quality and outcomes framework, 2014-15,</p> <p>45 HSCIC, General Practice Census 2014 at Practice Level. Populations are unweighted.</p> <p>46 GP Patient Survey (Q4; 2014-15)</p> <p>47 NCL Primary Care Joint Committee, March 2016</p> <p>48 NCL Primary Care Joint Committee, March 2016</p> <p>49 RightCare Atlas of Variation in Healthcare, September 2015</p> <p>50 NHS England Monthly Activity Data 2014-15</p> <p>51 SLAM Data (2014/15); provided by NEL CSU (analysis undertaken for Enfield CCG only)</p> <p>52 NHS Right Care, 2015 NHS Atlas of Variation</p> <p>53 HES 2013-14</p> <p>54 Office for National Statistics, HSCIC CCG Indicator 2.6, 2014-15</p> <p>55 Office for National Statistics, HSCIC CCG Indicators, 2014-15</p> <p>56 Office for National Statistics, HSCIC CCG Indicators, 2014-15</p> <p>57 ASCOF 2013-14</p> <p>58 ASCOF 2013-14, HSCIC 2014-15</p> <p>59 NCL 5yr Planning Activity and Cost Analysis – 2013-14 actual data</p> <p>60 For example, regional geriatric programme of Toronto</p>	<p>61 People who die in their usual place of residence, ONC, 2014-15</p> <p>62 NHS England Delayed Transfers of Care Data, 2014-15</p> <p>63 Carter Review, 2016</p> <p>64 Devon acuity audit, October 2015</p> <p>65 SUS 2014/15. 10-day trim applied to all NCL CCG patients aged 65 and over staying more than 10 days. 90% bed occupancy assumed based on actual average bed occupancy 2014-15.</p> <p>66 NHS England HES Data 2013-14</p> <p>67 McKinsey evidence base of integrated care 2014</p> <p>68 Assessment of 4 London priority National Seven Day Service standards, 2015</p> <p>69 Urgent and emergency care service stocktake, July 2015, NHSE (London)</p> <p>70 NCL clinical workshop, 20 April 2016</p> <p>71 https://www.cqc.org.uk/content/north-middlesex-university-hospital-nhs-trust-told-improve-services-emergency-department. Full report to follow.</p> <p>72 Friends and Family Test, January 2016</p> <p>73 HSCIC Hospital Episode Statistics 2014-15</p> <p>74 Walker, S and Page, Z (2016), Mental Health data & intelligence for Camden and Islington, Benchmarking Network, Manchester</p> <p>75 Kirchner, V et al. (2016), Clinical Strategy 2016-2021: A vision for the transformation of mental health services, Camden and Islington NHS Foundation Trust, London</p> <p>76 Mental health crisis care ED audit, NHS England (London), 2015</p> <p>77 NHS England Dementia Diagnosis Monthly Workbook, April 2016</p> <p>78 Emerson E and Hatton C, Estimating future need for social care among adults with learning disabilities in England: an update. 2011</p> <p>79 http://fingertips.phe.org.uk/profile/learning-disabilities</p> <p>80 Emerson E and Baines S, Health inequalities and people with learning disabilities in the UK. 2010</p> <p>81 ONS, national population projections, 2015</p> <p>82 ONS, Index of cancer survival rates, 2012 diagnosis</p> <p>83 International cancer benchmarking partnership 2000-2 to 2005-7</p> <p>84 39.4% in Haringey and 38.9% in Islington in 2013 compared to 46.7% in Barnet, HSCIC CCG outcome indicator set 1.18: percentage of cancers detected at stage 1 and 2.</p> <p>85 Open Exeter / national screening service, December 2014</p> <p>86 For example, over 25% of people with colorectal cancer in UCLH Vanguard diagnosed in an emergency presentation between 2006 and 2013: NCIN, Public Health England</p> <p>87 http://www.cancerresearchuk.org/sites/default/files/public_awareness_of_cancer_in_britain_dh_report.pdf</p>	<p>88 NHS England, Cancer Waiting time Statistics Q3 14-15-Q2 15-16 by Provider</p> <p>89 National cancer intelligence network, 2009-10 to 2014-15</p> <p>90 UCLH cancer vanguard: imaging demand and capacity, 2020 Delivery, December 2015</p> <p>91 UCLH cancer vanguard: imaging demand and capacity, 2020 Delivery, December 2015</p> <p>92 National patient experience survey, 2014</p> <p>93 As at 31 March 2014. A review of specialist palliative care provision and access across London, September 2015, London Cancer Alliance (Appendix 4)</p> <p>94 NICE guidance</p> <p>95 Number of new lung cancer patients treated (patient first seen in 2013), Lucada</p> <p>96 NCL aggregated 2015-16 workforce planning data</p> <p>97 Workforce Migration tool, Health Education England 201</p> <p>98 Workforce Planning Data, Health Education England, 2015-16</p> <p>99 An economic analysis of the North Central and North East London workforce, Health Education England 2016</p> <p>100 An economic analysis of the North Central and North East London workforce, Health Education England 2016</p> <p>101 General Practice and Workforce statistics, Health and Social Care Information Centre workforce data, Sept 2015</p> <p>102 General Practice and Workforce statistics, Health and Social Care Information Centre workforce data, Sept 2015</p> <p>103 Workforce Census, Skills for Care, July 2015</p> <p>104 General Practice and Workforce statistics, Health and Social Care Information Centre workforce data, Sept 2015</p> <p>105 HEE (London) trainee numbers, February 2016</p> <p>106 For example, Health and Care Infrastructure Research and Innovation Centre, 2010</p> <p>107 RIC returns, 2014-15 - significant, high and moderate risk backlog maintenance</p> <p>108 http://www.londonhealthcommission.org.uk/wp-content/uploads/Unlocking-the-value-of-NHS-estates-in-London-.pdf</p> <p>109 Carnall Farrar, 2016, based on 14-15 ERIC data for acute/MH and 12-13 data for community</p> <p>110 Better Health for London</p> <p>111 NHS England Digital Maturity Assessment 2015</p> <p>112 NHS England Digital Maturity Assessment 2015</p> <p>113 NHS England Digital Maturity Assessment 2015</p> <p>114 London Health and Care Devolution Bulletin, June 2016</p>
---	---	--	--






North Central London
Sustainability and
Transformation Plan



*North Central London
Clinical Commissioning Group*



Joint Health Overview & Scrutiny Committee

Agenda Item: 10	
Subject:	Residential & Nursing Care Homes – support including primary care support
Date Of Meeting	30th September 2016
Report Of:	NCL CCGs
Contact Officer:	Cassie Williams, Assistant Director of Primary Care, Quality and Performance
E mail:	Cassie.williams@haringeyccg.nhs.uk

EXECUTIVE SUMMARY

This paper provides an update to the Joint Health Overview and Scrutiny Committee in relation to the support provided to residents of nursing and residential care homes by CCGs across North Central London (NCL).

It highlights any changes that have been made in the provision of care since the initial report was presented to the committee on 11th March 2016.

RECOMMENDATIONS

The Joint Health Overview and Scrutiny Committee (JHOSC) is asked to note the contents of this report.

1. BACKGROUND

The CCGs across North Central London have very different populations and care home markets in their boroughs. In Barnet and Enfield there are significantly more nursing and residential homes than in Camden, Islington or Haringey. Each borough has therefore developed different plans to support patients in care homes, ensuring that they have access to primary, community, secondary and other health services, including the right to be registered with a GP.

On 11th March 2016, the CCGs across NCL reported to JHOSC the type of provision which is provided in each borough. This report now provides an update. It describes any changes

in the type of service provided in each borough noting how the patients are accessing general practice and highlighting any changes since the last report.

2. Haringey CCG

2.1 Context

The London Borough of Haringey currently has 12 care homes for frail older people; 10 residential care homes and 2 nursing homes with a total of 436 beds. 9 have been rated good by the CQC, 2 are noted as requiring improvement and one is awaiting their updated results. The two requiring improvement are residential homes; Spring Lane a 62 bedded home and Stirling Park a 5 bedded care home.

2.2 Ongoing Support

The CCG has been supporting care homes through its Quality Assurance Team for several years. This service is made up of 2 nurses who conduct various activities to gain assurance on the quality of care but also to support quality improvement. These activities include: visits, audits, forums and training. A harm free care group works with care homes to reduce the number of falls, pressure ulcers and urinary tract infections in care homes.

2.3 Primary Care Arrangements

GPs provide care to patients as part of their NHS England contract. Some care homes have also entered into private arrangements with a GP practice to conduct weekly ward rounds. In general, most care homes have one or two nearby GP practices that have patients registered at the care home, and this is the model the CCG promotes as it can be difficult logistically for all parties if a large number of practices are involved in residents' care.

2.4 New Developments since 11th March 2016

In addition to the services provided above Haringey has initiated some new support as described below:

Rapid Response care home pilot: the Rapid Response service, which is designed to avoid hospital admissions for people with complex health and social care needs, has been given additional capacity to provide more support to care homes. This will include telephone advice and face-to-face assessments within two hours. This initiative is currently being piloted at a nursing and a residential home with a view to extending it across Haringey following an evaluation.

Enhanced Discharge Summary pilot: the CCG is working with an acute palliative care consultant to improve the transfer of information from hospital to care home which can support better care being provided on discharge and reduce unnecessary hospital re-admissions.

Locality Team Extension: multi-disciplinary locality teams are extending their work to supporting residential care patients who are most at risk of admissions. They provide additional care coordination and ensure care plans provide the best support for this cohort of patients.

Advanced Care Planning Facilitator: The service, led by an Advanced Care Planning facilitator, aims to proactively identify care home residents who would benefit from Advanced Care Planning and End of Life Care and to support care home staff provide the appropriate care for residents approaching end of life. The primary outcome is intended to be an improvement in the quality of life and wellbeing for residents nearing the end of life with a related reduction in non-elective hospital admissions.

3. Islington CCG

3.1 Context

Islington has 9 care homes for older people with a total of 505 bed spaces.

3.2 Ongoing Support

Joint commissioning arrangements between Islington Council and Islington CCG ensure that there is a joined up approach to health and care services. The Council and CCG jointly commissions £80m+ of prioritised care services annually. Islington CCG also works with key partners in the voluntary sector to provide support and advice and have recently commissioned Healthwatch to carry out a resident feedback exercise across all care homes. The Care Quality Commission, as the regulator, has a role in reviewing standards of care and in this role meets regularly with council commissioners.

3.3 Primary Care Arrangements

A key part of the input from Islington CCG is the Care Homes Locally Commissioned Service (LCS). This provides for additional input from local GP's to support the care homes population, above and beyond the core GP services provided by local Practices. This additional nature ensures that this input to care homes does not detract from other services.

3.4 New Developments since 11th March 2016

Islington CCG are current reviewing the KPIs for this contract and are currently finalising this list. The focus is to ensure that Primary Care has capacity to respond quickly, delivers regular support and is holistic in it's approach to supporting this group of vulnerable residents. We intend to reprocur this service from 2017/18.

Islington CCG, together with key local partners and with patient representation, is currently reviewing this LCS. The intention is to ensure that General Practice continues to support excellent patient care in Islington care homes, to improve joined up approaches to patient care, and to deliver greater clarity about impact and value for money. This reprourement has been closely informed by Healthwatch's analysis of the broad range of services.

4 Camden CCG

4.1 Context

Camden has a total of 11 care homes with 460 beds and 4 extra care schemes with a total of 125 flats.

4.2 Ongoing Support

The CCG and the LA work in a collaborative way to quality assure the care homes in Camden. We work closely with the voluntary sector to help integrate our care homes into their local communities. We maintain a good relationship with the CQC.

4.3 Primary Care Arrangements

Our locally commissioned services (LCS) offers enhanced GP support in care homes and extra care schemes in Camden to ensure improved physical, mental and social care of the Borough's care homes residents. Currently 6 GP practices are signed up to the Care Homes Locally commissioned service covering the 10 care homes/extra care schemes in Camden. We have monthly multi-disciplinary meetings in each of the care homes to effectively case manage residents. The community geriatrician service helps manage complex cases in care homes.

4.4 New Developments since 11th March 2016

We are currently reviewing all of our locally commissioned services to bring them together under a universal offer. We will continue with the service for care homes and will review the KPI's and service offer to ensure we are offering the most effective possible service.

We are working with our care home and extra care providers in an attempt to reduce call outs to the London Ambulance service. Our rapid response admissions avoidance service (Rapids) is working closely with the homes to avoid unnecessary hospital admissions.

Our falls prevention team is offering additional training, information and support to care homes to help mitigate against the risk of falls, using methods including assistive technology. We are targeting the homes with the highest instances of falls initially.

Our local healthwatch are working with independent age to test qualitative tool to assess care homes. The tool will assess areas from the level of involvement residents and families have in developing a care plan to the aesthetics of the home.

5 Enfield CCG

5.1 Context

There are 104 care homes in Enfield, including nursing, residential Learning Disability and Mental Health.

5.2 Ongoing Support

The CCG and the London Borough of Enfield work closely through the Integrated Care programme and Continuing Healthcare team to ensuring patients are receiving high quality care. In addition, the CCG works closely with community, acute and third sector providers in meeting the needs of the residents of Enfield. The CCG commissions a multi-disciplinary team working directly with our care homes to improve quality and reduce emergency admissions. The Care Homes Assessment and Treatment (CHAT) team currently works across all care homes in Enfield.

5.3 New Developments since 11th March 2016

There have been no changes in the provision since the last report was written.

6 Barnet CCG

6.1 Context

Barnet has 79 residential homes, 21 Nursing Homes and are significant net importer of residents with health needs moving to Barnet from other areas.

6.2 Ongoing Support

Barnet CCG and the Barnet Local Authority work closely through Integrated Quality Advisors and our Continuing HealthCare team in ensuring patients are receiving high quality care. In addition, Barnet CCG works closely with both Acute, Community and Third Sector providers in meeting the needs of the residents of Barnet.

6.3 Primary Care Arrangements

Following the completion of the GP Care Home Local Commissioned Service pilot in September 2015; GP's continue to provide care to patients as part of their General Medical and Personal Medical Service Contracts.

6.4 New Developments since 11th March 2016

The Care Homes Project has the following schemes of work and has been operational since July and September respectively.

Scheme 1: Rolling Programme of Training to trained and untrained staff.

1a: Workforce Training and Development, a key deliverable in the Barnet Integrated Care Home Strategy (2015), highlighted the issues of high turnover in the Care Sector workforce. A training needs analysis was carried out in Quarter 1 in collaboration with London Borough of Barnet and resulted in key training identified to be delivered. The areas identified are: Dementia Awareness, End of Life Care (including Advanced Care Planning) and Communication skills. The training program is delivered to all staff in the Care Sector in Barnet in improving their competence in care delivery.

1b: Significant Seven (S7), a training tool implemented in Barnet to support staff in the early

identification of the deteriorating patient. Barnet CCG, through collaborative working with the Local Authority-Integrated Quality Team in Care Homes is piloting the tool in 10 Care Homes (different homes to the homes in Scheme 2). This training tool has the potential to further scale up to include other Care Homes once the evaluation is completed in December 2016. Informal positive feedback has been received in the homes already trained in improving staff confidence and competence.

Scheme 2: Care Homes Enhanced Support Service (CHESS)

CHESS-an integrated care model to deliver timely care to older people in care homes, to reduce avoidable hospital admissions, use of unplanned care and improve the quality of care for the patients.

CHESS is made up of a multi-disciplinary team: Geriatrician, Pharmacists, Nursing, Therapist and the GP as the accountable clinician.

This model of Care is being piloted in 10 homes with the highest LAS conveyances and the smallest amount of admission conversion. The cohort of patients will be identified through the use of the RISC stratification tool in identifying the patients most at risk through preventative pathway management as well as early identification of the deteriorating patients.

7. Conclusion

This report describes the various approaches to ensuring that the care received in by residents of care homes in North Central London is of a high quality and is proactively managing their health.

North Central London Joint Health Overview and Scrutiny Committee

Work Planning 2016-17

Future Items

Date of meeting	Potential Items	Lead Organisation
30 September 2016	<ul style="list-style-type: none"> Lower Urinary Tract Clinic; Lead – Councillor Martin Klute <i>To report on the outcome of the review into the clinic.</i> 	Whittington Hospital
	<ul style="list-style-type: none"> NCL Strategic Transformation Programme; Lead – Councillor Alison Kelly <i>To provide an update including details of the submission, outline risks and strategic approach to NHS estates</i> 	CCGs/Local authorities
	<ul style="list-style-type: none"> GP provision in Care Homes; Lead – Councillor Abdul Abdullahi <i>To report on progress by each CCG since the last presentation on the issue including what has been done to address areas where improvement in provision was required and how has best practice been incorporated.</i> 	CCGs
	<ul style="list-style-type: none"> Whittington Hospital – Development of Estates: Update; Lead – Councillor Martin Klute 	Whittington Hospital
25 November 2016	<ul style="list-style-type: none"> Royal Free – Relationship with North Middlesex 	Royal Free/NMUH

	<ul style="list-style-type: none"> Whittington Hospital – Development of Estates: Update; Lead – Councillor Martin Klute 	Whittington Hospital
	<ul style="list-style-type: none"> NCL Strategic Transformation Programme; Lead – Councillor Alison Kelly 	CCGs/Local authorities
	<ul style="list-style-type: none"> Reducing A&E Attendance During the Winter Period (including the role of local authorities) 	Acute providers/CCGs
	<ul style="list-style-type: none"> Dementia Pathway; Lead – Councillor Graham Old <i>To report on provision within each borough including relevant statistics and work with acute providers. (Deferred from 30 September meeting)</i> 	
3 February 2017	<ul style="list-style-type: none"> Whittington Hospital – Development of Estates: Update; Lead – Councillor Martin Klute 	Whittington Hospital
	<ul style="list-style-type: none"> NCL Strategic Transformation Programme; Lead – Councillor Alison Kelly 	CCGs/Local authorities
	<ul style="list-style-type: none"> NHS England Adult Screening Annual Report 	NHS England
24 March 2017	<ul style="list-style-type: none"> Health Tourism at the Royal Free; Lead – Councillor Alison Cornelius 	Royal Free

	<ul style="list-style-type: none"> • UCLH; Lead – Councillor Alison Kelly 	UCLH
	<ul style="list-style-type: none"> • CAMHS; Lead - Councillor Pippa Connor 	CCGs
	<ul style="list-style-type: none"> • LAS Update 	LAS
	<ul style="list-style-type: none"> • Whittington Hospital – Development of Estates: Update; Lead – Councillor Martin Klute 	Whittington Hospital
	<ul style="list-style-type: none"> • NCL Strategic Transformation Programme; Lead – Councillor Alison Kelly 	CCGs/Local authorities

To be arranged:

- Quality Accounts:
 - a. Royal Free
 - b. UCLH
 - c. Whittington
- Patient safety
- NMUH – Achievement of Foundation Status
- 7 day NHS;

- Stop Gap Services (Maternity)
- Sexual Health Services