

Planning Committee 7 December 2009

DEVELOPMENT MANAGEMENT PERFORMANCE STATISTICS

NATIONAL INDICATOR NI 157 - DETERMINING PLANNING APPLICATIONS

October 2009 Performance

In October 2009 there were 140 planning applications determined, with performance in each category as follows -

There were no major applications were determined in October

59% of minor applications were determined within 8 weeks (16 out of 27 cases)

80% of other applications were determined within 8 weeks (90 out of 113 cases)

For an explanation of the categories see Appendix I

Year Performance – 2009/10

In the financial year 2009/10, up to the end of October, there were 982 planning applications determined, with performance in each category as follows -

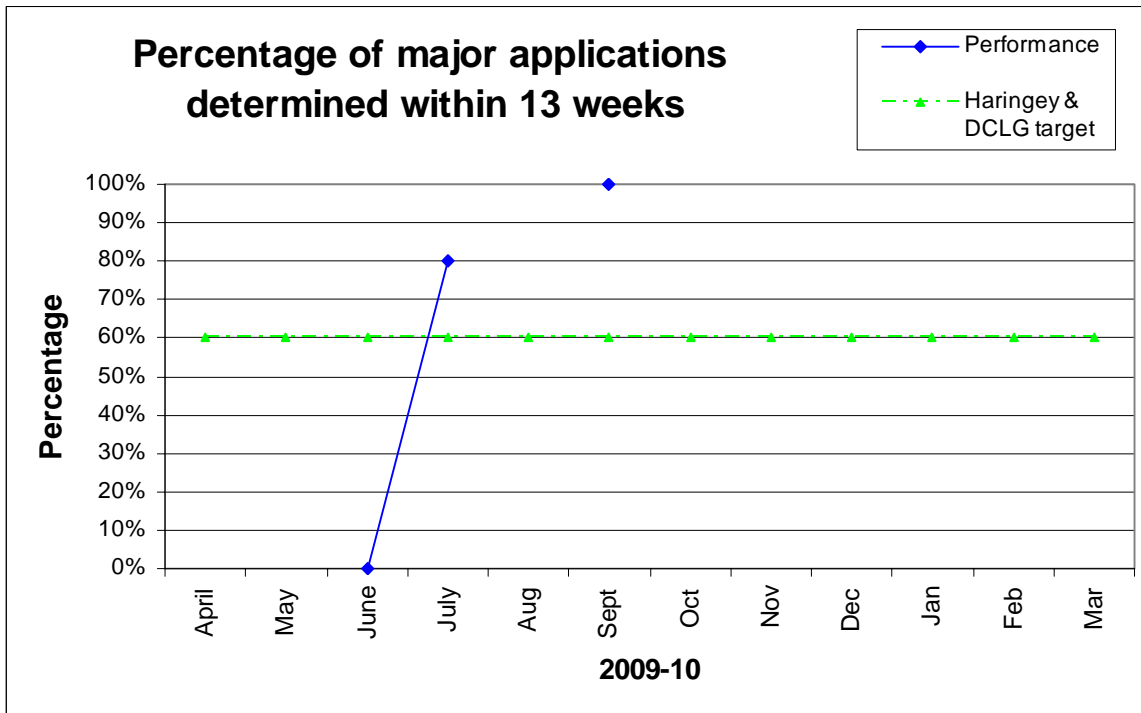
75% of major applications were determined within 13 weeks (6 out of 8)

75% of minor applications were determined within 8 weeks (159 out of 212 cases)

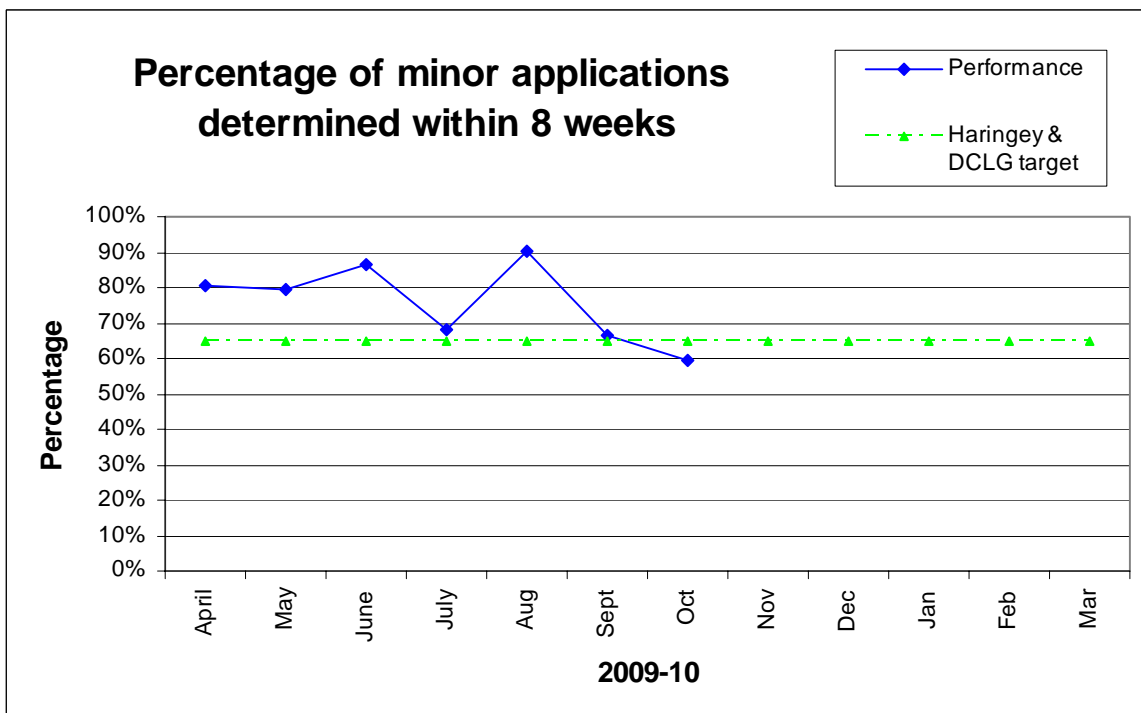
87% of other applications were determined within 8 weeks (661 out of 762 cases)

The monthly performance for each of the categories is shown in the following graphs:

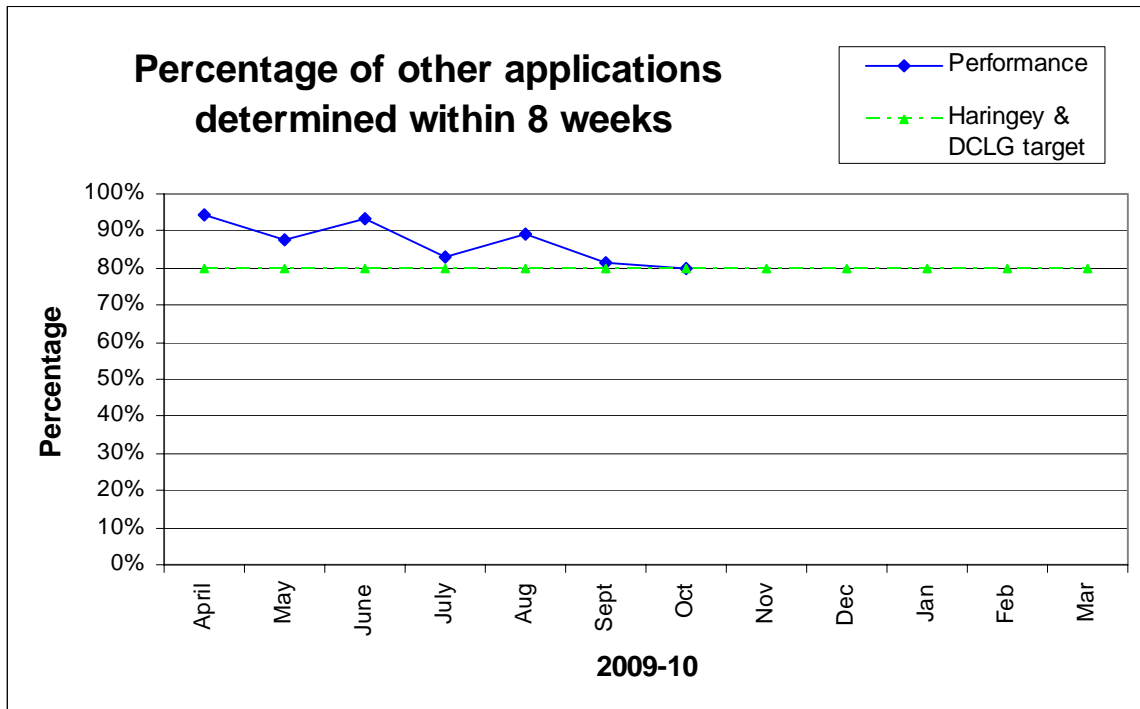
Major Applications 2009/10



Minor Applications 2009/10



Other applications 2009/10



Last 12 months performance – November 2008 to October 2009

In the 12 month period November 2008 to October 2009 there were 1648 planning applications determined, with performance in each category as follows -

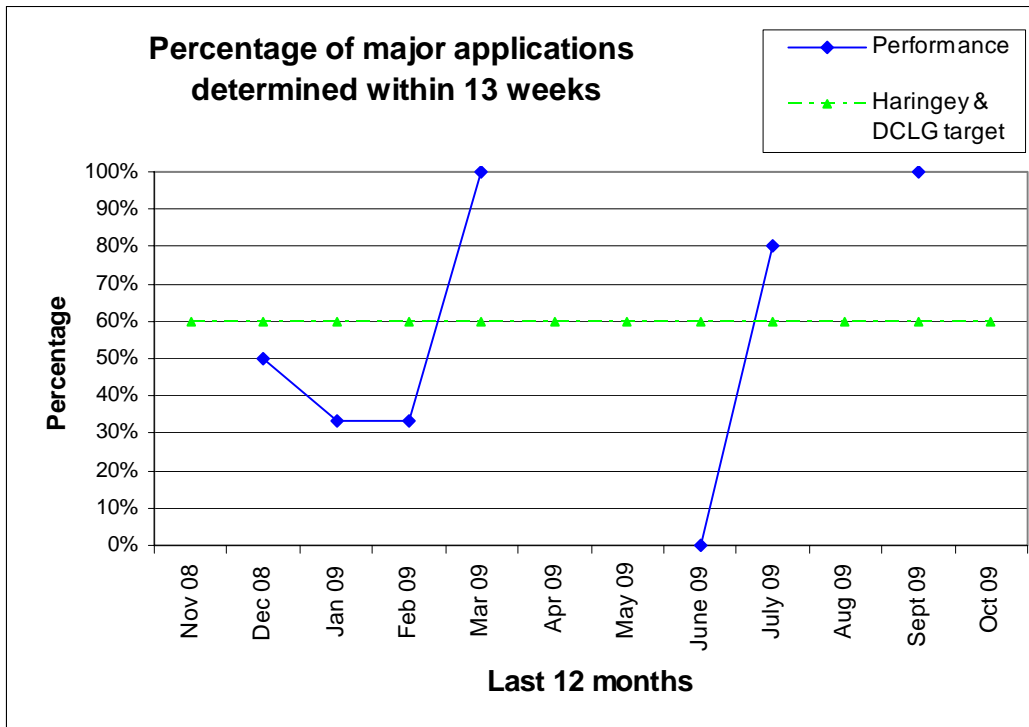
61% of major applications were determined within 13 weeks (11 out of 18)

77% of minor applications were determined within 8 weeks (302 out of 393 cases)

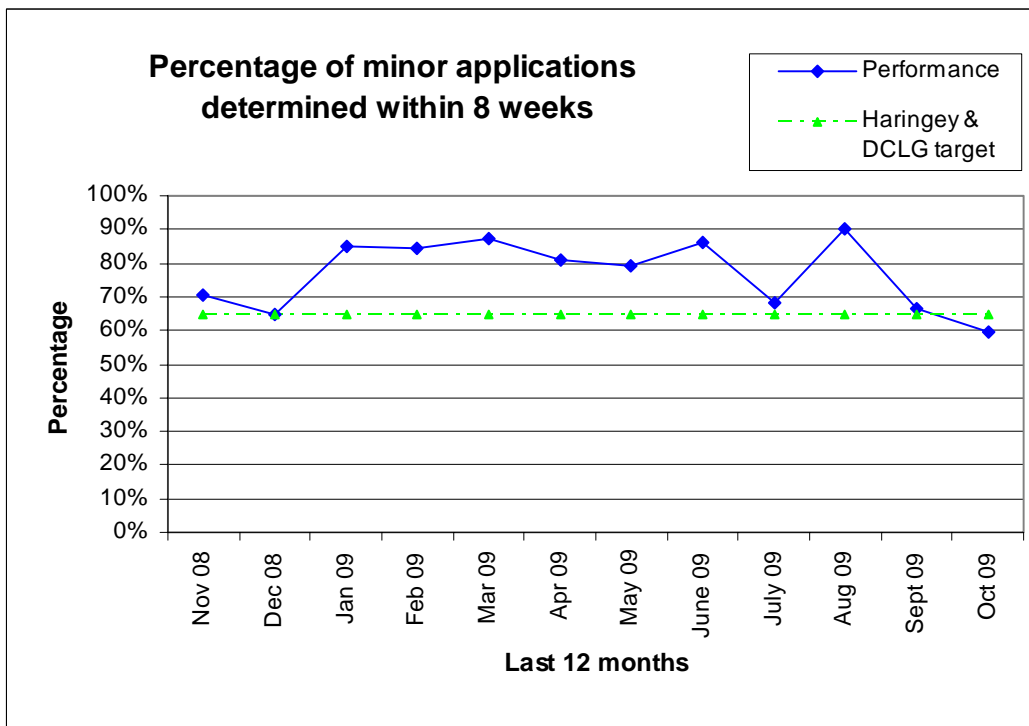
86% of other applications were determined within 8 weeks (1067 out of 1237 cases)

The 12 month performance for each category is shown in the following graphs:

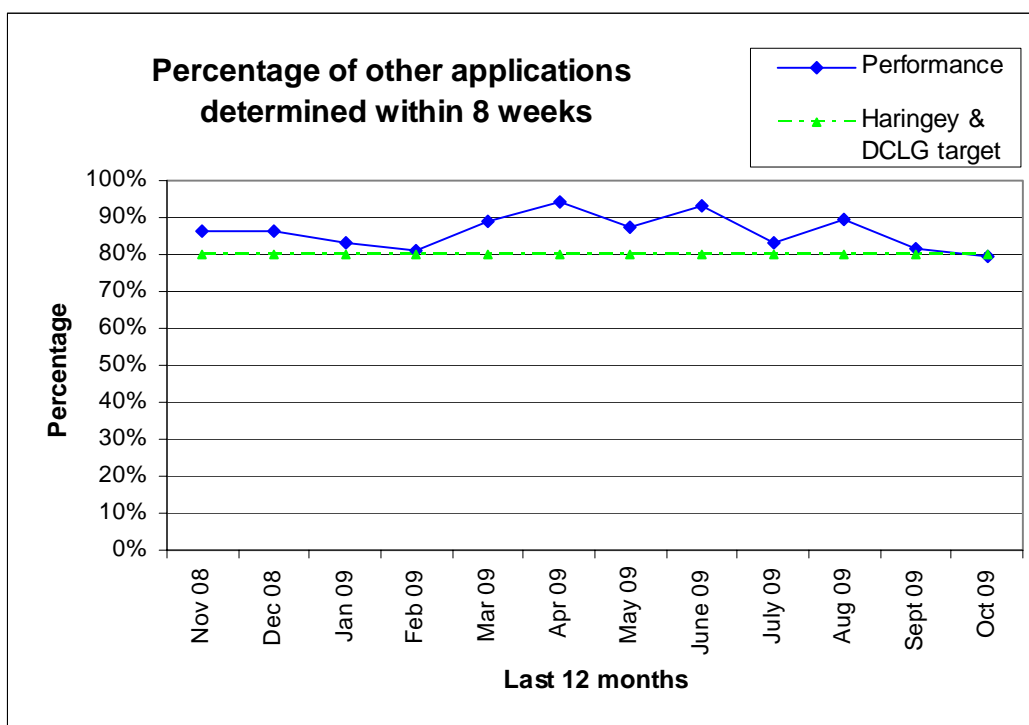
Major applications – last 12 months



Minor applications – last 12 months



Other applications – last 12 months



Background/Targets

NI 157 (formerly BV 109) is one of the Department for Communities and Local Government (DCLG) National Indicators for 2009/10.

It sets the following targets for determining planning applications:

- a. 60% of major applications within 13 weeks
- b. 65% of minor applications within 8 weeks
- c. 80% of other applications within 8 weeks

Haringey has set its own targets for 2009/10 in relation to NI 157. These are set out in Planning & Regeneration (P&R) Business Plan 2009-12 and are to determine:

- a. 60% of major applications within 13 weeks
- b. 65% of minor applications within 8 weeks
- c. 80% of other applications within 8 weeks

Appendix I

Explanation of categories

The NI 157 indicator covers planning applications included in the DCLG PS1/2 statutory return.

It *excludes* the following types of applications - TPO's, Telecommunications, Reserve Matters and Observations.

The definition for each of the category of applications is as follows:

Major applications -

For dwellings, where the number of dwellings to be constructed is 10 or more
For all other uses, where the floorspace to be built is 1,000 sq.m. or more, or where the site area is 1 hectare or more.

Minor application -

Where the development does not meet the requirement for a major application nor the definitions of Change of Use or Householder Development.

Other applications -

All other applications, *excluding* TPO's, Telecommunications, Reserve Matters and Observations.

DEVELOPMENT CONTROL PERFORMANCE STATISTICS

GRANTED / REFUSAL RATES FOR DECISIONS

October 2009 Performance

In October 2009, excluding Certificate of Lawfulness applications, there were 118 applications determined of which:

81% were granted (95 out of 118)

19% were refused (23 out of 118)

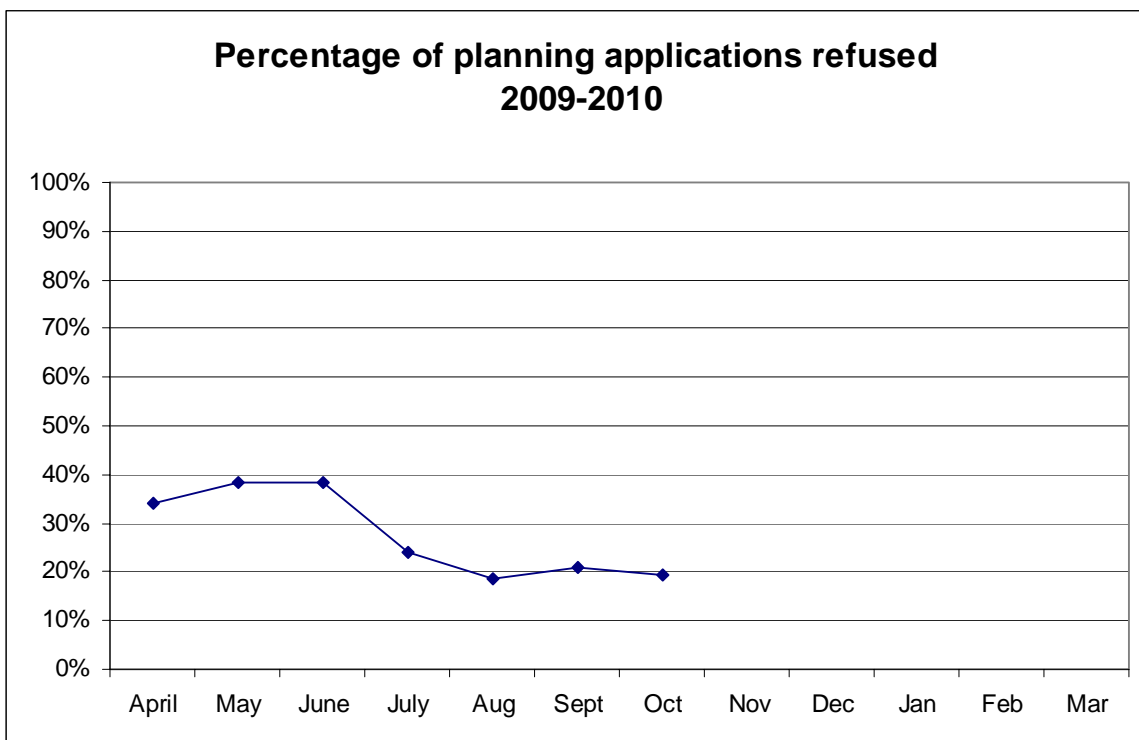
Year Performance – 2009/10

In the financial year 2009/10 up to the end of October, excluding Certificate of Lawfulness applications, there were 834 applications determined of which:

73% were granted (608 out of 834)

27% were refused (226 out of 834)

The monthly refusal rate is shown on the following graph:



DEVELOPMENT MANAGEMENT PERFORMANCE STATISTICS

LOCAL INDICATOR (FORMERLY BV204) - APPEALS AGAINST REFUSAL OF PLANNING PERMISSION

October 2009 Performance

In October 2009 there were 18 planning appeals determined against Haringey's decision to refuse planning permission, with performance being as follows -

28.0% of appeals allowed on refusals (5 out of 18 cases)

72.0% of appeals dismissed on refusals (13 out of 18 cases)

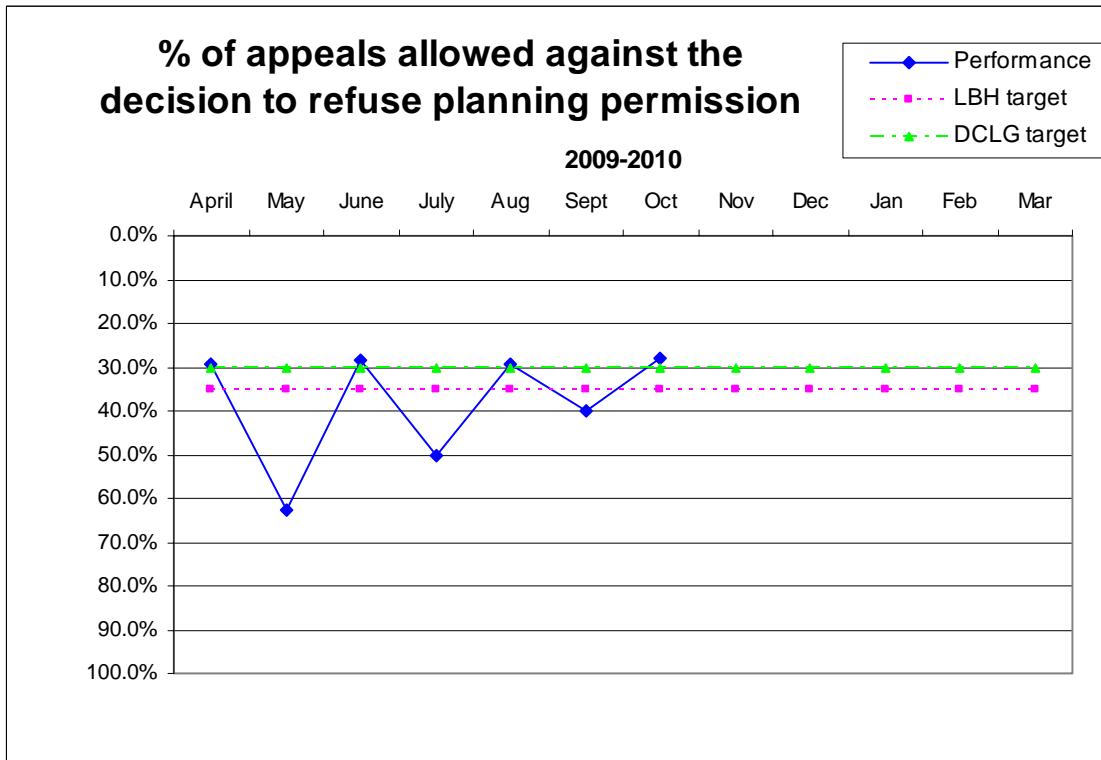
Year Performance – 2009/10

In the financial year 2009/10, up to the end of October, there were 78 planning appeals determined against Haringey's decision to refuse planning permission, with performance being as follows -

34.6% of appeals allowed on refusals (27 out of 78 cases)

65.4% of appeals dismissed on refusals (51 out of 78 cases)

The monthly performance is shown in the following graph:



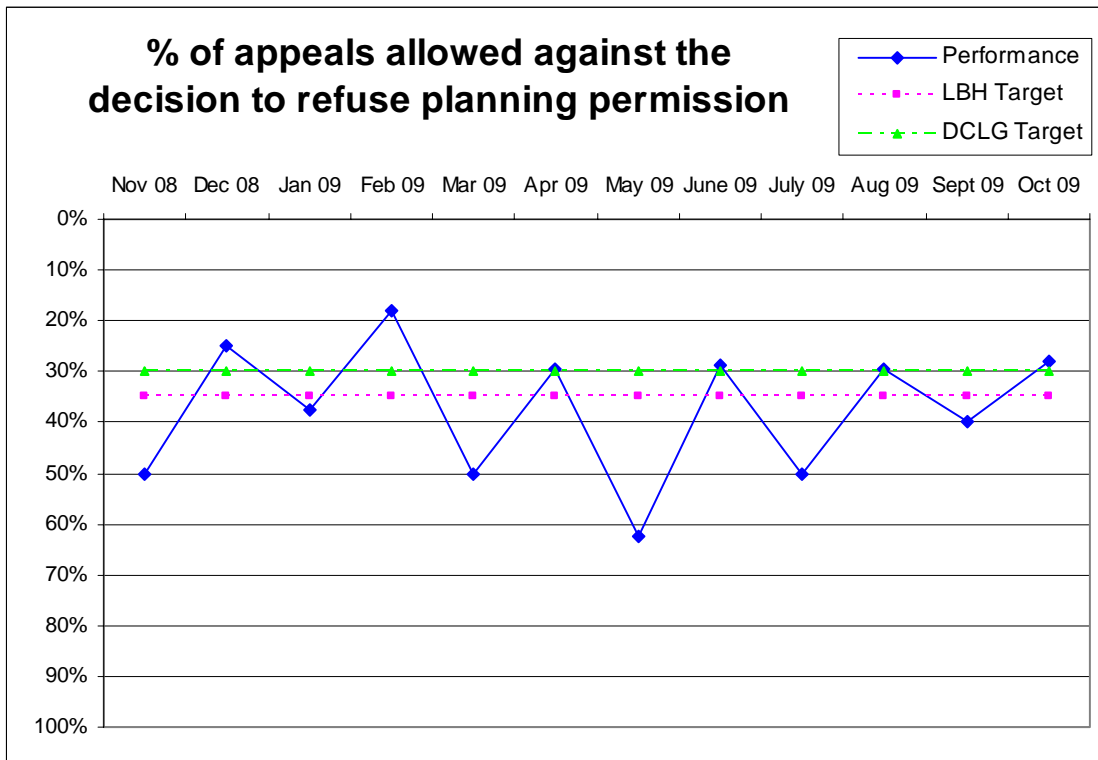
Last 12 months performance – November 2008 to October 2009

In the 12 month period November 2008 to October 2009 there were 136 planning appeals determined against Haringey's decision to refuse planning permission, with performance being as follows -

33.8% of appeals allowed on refusals (46 out of 136 cases)

66.2% of appeals dismissed on refusals (90 out of 136 cases)

The monthly performance for this period is shown in the following graph:



Background/Targets

This is not included in DCLG's National Indicators for 2009/10. However it has been retained as a local indicator.

It sets a target for the percentage of appeals allowed against the authority's decision to refuse planning permission.

The target that was set by DCLG in 2007/08 was 30%^

Haringey has set its own target for 2009/10 in relation to this local indicator. This is set out in P&R Business Plan 2009-12.

The target set by Haringey for 2009/10 is 35%

(^ The lower the percentage of appeals allowed the better the performance)