

**Report for:** Children and Young People’s Scrutiny Panel - 29 July 2024

**Item number:**

**Title:** Performance for Quarter 4 2023/24 with updates to April/May 2024 where available

**Report**

**Authorised by:** Ann Graham, Director Children’s Services

**Lead Officer:** Richard Hutton, Performance and Business Intelligence  
[richard.hutton@haringey.gov.uk](mailto:richard.hutton@haringey.gov.uk)

**Ward(s) affected:** All

**Report for Key/**

**Non Key Decision:** Non key

## 1. Describe the issue under consideration

- 1.1. This report provides an analysis of the performance data and trends for an agreed set of measures relating to looked after children on behalf of the Corporate Parenting Advisory Committee.
- 1.2. Section 2 contains performance highlights and key messages identifying areas of improvement and areas for focus. It provides an overall assessment relating to Children in Care so that Members can assess progress in key areas within the context of the Local Authority’s role as Corporate Parent.
- 1.3. The report covers the fourth quarter of the year 2023/24 with updates for April and May 2024 where appropriate.

## 2. Recommendations

- 2.1. For members to note.

## 3. Reasons for decision

N/A

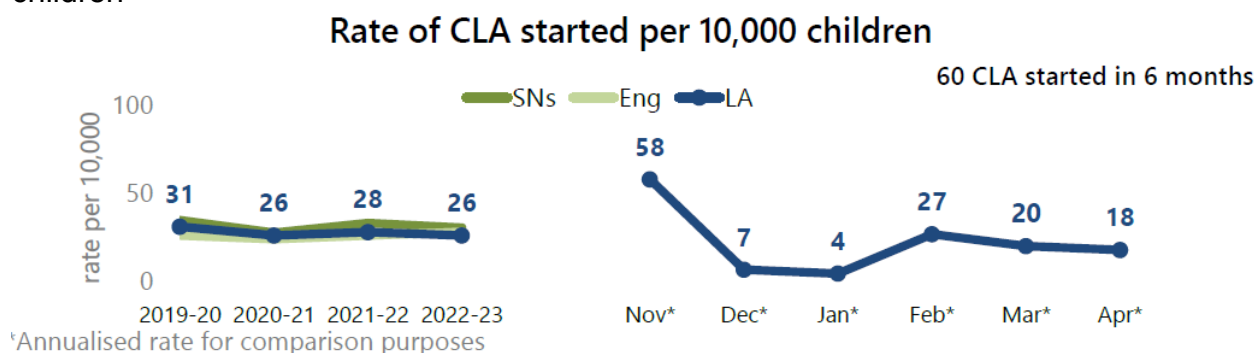
## 4. Background information

- 4.1. As at March 2024 there were 334 **children in care** (rate of 63 per 10,000). This is 29 fewer children than was reported in March 2023 and whilst still within the interquartile range of our statistical neighbours latest published rates of 60-69

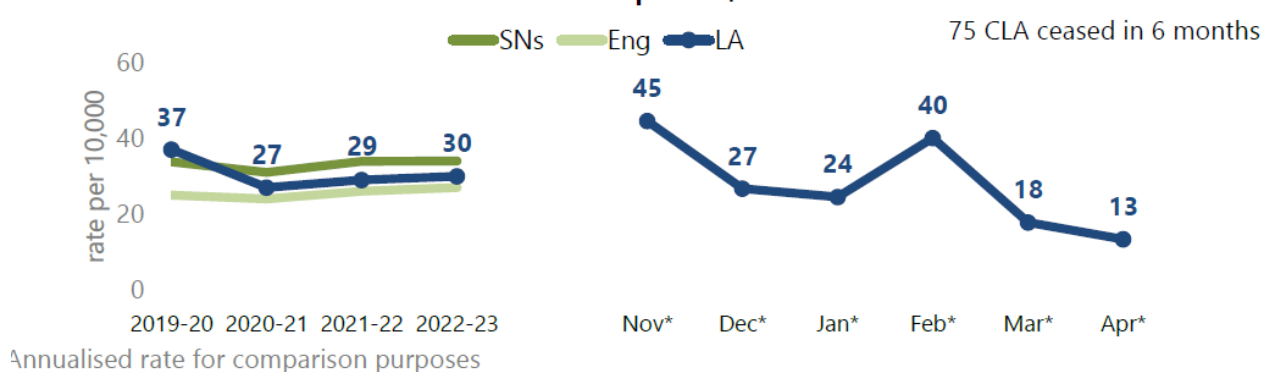
represents a change in rate of 10% since 2020 it is now the lowest rate for many years. This is a direct result of a combination of intentional work to enhance the support for children and their families.

- 4.2. The number of unaccompanied asylum seeker children (**UASC**) has fallen further to 24 0.04% 0-17 population, now some 30 children below the national transfer scheme threshold.

The rate of children becoming looked after over the past 6 months equates to 60 children. This is well below the rate for the 12 months 2022/23 with 141 children



- 4.3. 75 children (rate 28.0) ceased to be looked after over the 6 months to April 202
- Rate of CLA ceased per 10,000 children**



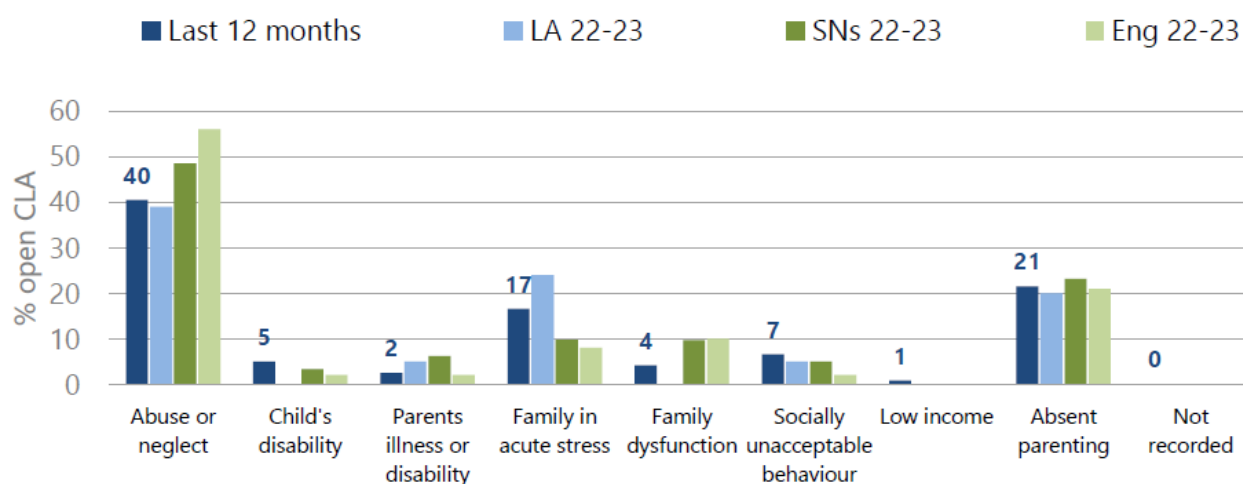
- 4.4. Of the 361 children looked after as at the end of December, 40 are aged 3 or under (20 fewer than in March 2022). Eight of these are placed with parents or family & friends and 3 with potential adoptive parents

CLA aged 3 or under

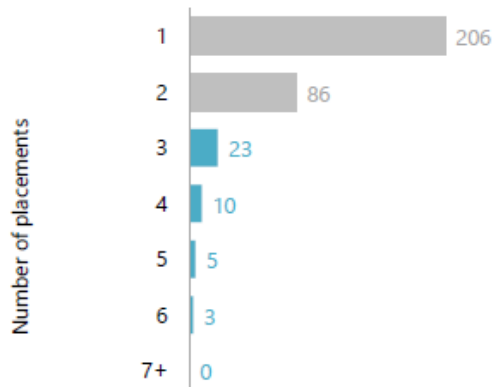
March 2020	March 2021	March 2022	March 2023	May 2023	Jul 2023	Dec 2023	March 2024
49	67	60	54	56	51	43	40

- 4.5. Family in acute stress has fallen as a reason **for starting to be looked after** from an unusually high percentage last year. Over the past 6 months only 17% of new Children Looked After fell into this category down from 21% in the 6 months to October and closer to our statistical neighbours' rate of 10%.

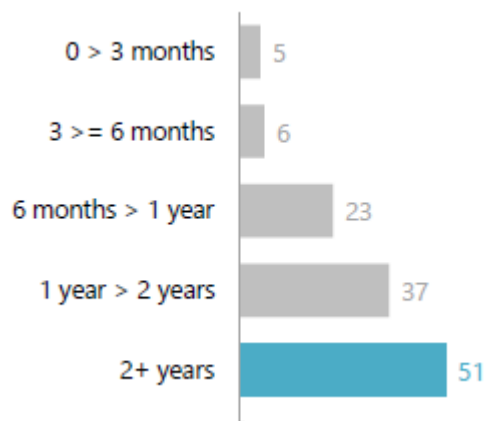
## Comparing the primary need of CLA starters



- 4.6. As of May 2024, 77% of looked after children aged under 16 had an up-to-date Care Plan.
- 4.7. Of the 112 children in care aged 16 & 17 who require a pathway plan, 63% had up to date plans. Of children new in to care 64% (66) had their first (28 day) review of their care plan on time.
- 4.8. Personal education plans (PEPs) have performed well this year, with PEPs achieved during summer term reaching 95%, this dipped to 86% at Christmas but was 92% at the end of the spring term. Focus continues on the quality and impact of the plans, progress on which will be featured in future reports.
- 4.9. At the end of April, 10% (33) of children with an open episode of care had three or more placement moves in the last 12 months. This matches 2022/23 but is down on the previous 6 months and matches the London and statistical neighbour average.
- 4.10. Number of children and moves in placements are usually as part of the child's care plan and can be a positive benefit. For example, a 17-year-old moving into semi supported accommodation as part of their pathway to adulthood or a baby may from foster care to a mother and baby assessment unit, and then on to being placed with their permanent arrangements. 87% (292) of our looked after children have stayed in the same placement or have had only one move in past 12 months.



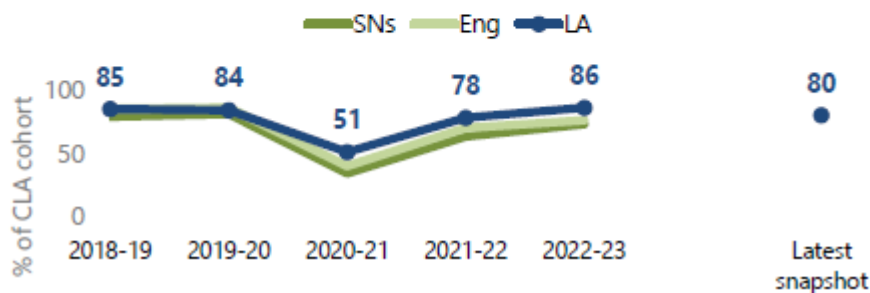
Children under 16 who had been in care for at least 2.5 years in the same placement for at least 2 years, is now 51% (46% 6 months ago %). This indicator and the three or more placements indicator should be viewed together to gain a view of placement stability for Haringey's children in care.



- 4.11. At the end of December, 88% of children who were looked after for at least 12 months had an **up-to-date health assessment, this improved to 93% for April** in line with levels of our statistical neighbours' (92%).
- 4.12. At the end of March 2021 only 51% of eligible children had up to date **dental visits**. This is now 80%. Unfortunately, dental checks have always been a challenging area.

## Dental checks

Current open CLA who have been looked after for at least 12 months who have had a dental check in the last 12 months.

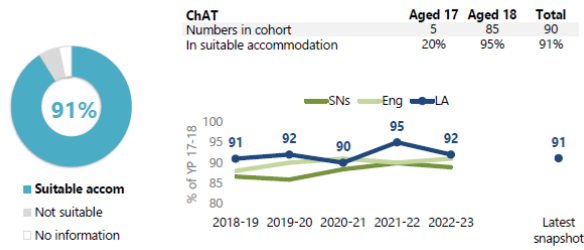


- 4.13. There are now 921 **care leavers** in receipt of or eligible for leaving care services, an increase of 15 since the last quarter reported figure. In line with the latest clarifications from Ofsted, the figure includes young people who are:

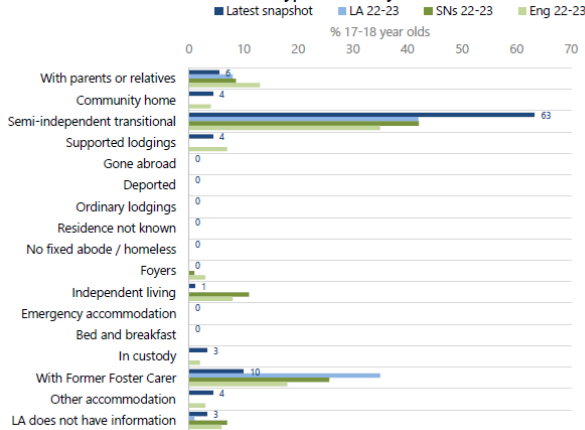
<b>Eligible</b>	Age 16 or 17 Has been looked after for at least 13 weeks since age 14 (can be multiple periods) Currently looked after
<b>Relevant</b>	Age 16 or 17 Has been looked after for at least 13 weeks since age 14 (can be multiple periods) Looked after on or after their 16th birthday are no longer looked after
<b>Former Relevant</b>	Aged between 18 and 25 Previously an eligible or relevant child (see above definitions)
<b>Qualifying</b>	Aged between 16 and 21 (or 25 if in education) Looked after on or after their 16th birthday Not looked after for at least 13 weeks since age 14 or privately fostered after the age of 16 but before the age of 18 or were looked after prior to becoming subject to a SGO.

- 113 young people under the age of 18 who will be Eligible when they leave care,
  - 207 who are classed as “qualifying” (all but 37 are aged over 18)
  - 595 Former relevant
  - 6 Relevant
- 4.14. **97% of those aged 17–18 year-olds** were considered as **in touch with the local authority** up from 90% at the end of December. This increase was predicted once the changes to system and recording were fully embedded.
- 4.15. **92% of those aged 19–21 year-olds** were considered as **in touch with the local authority** down from 96 % at the end of December.

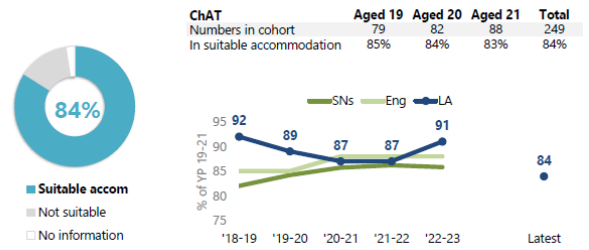
Accommodation suitability of 17-18 year olds (relevant/former relevant)



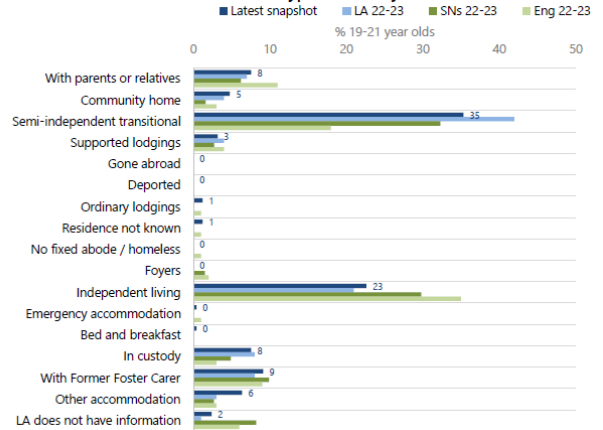
Accommodation types of 17-18 year olds



Accommodation suitability of 19-21 year olds (former relevant)

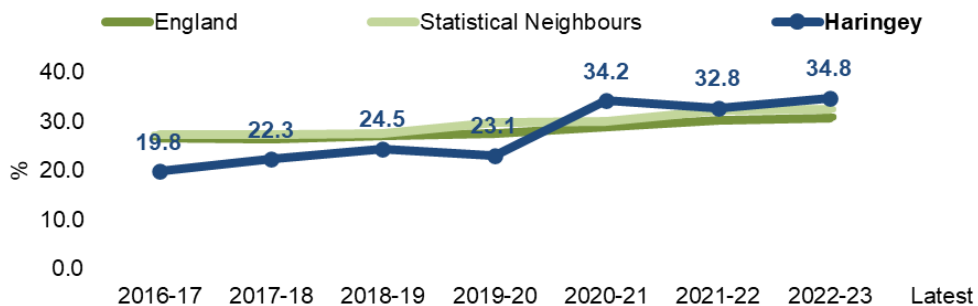


Accommodation types of 19-21 year olds

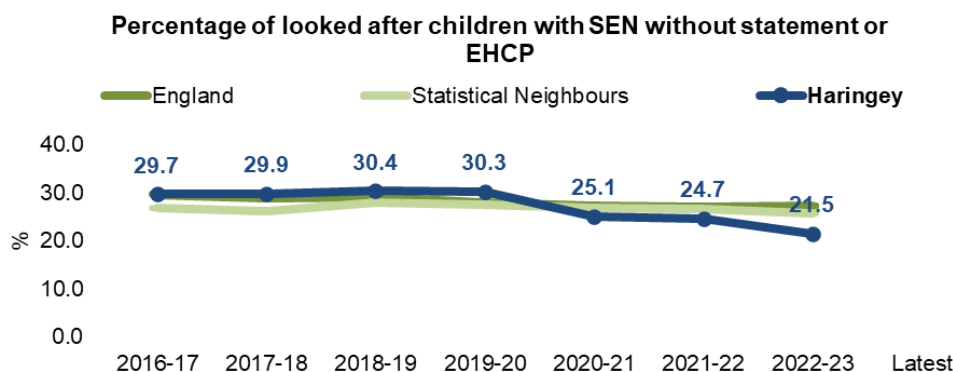


- 4.16. 30% of the 19–21-year-olds and 50% of 17–18-year-olds were known to be in **Education Employment or Training (EET)**.
- 4.17. 84% of **19–21-year-old care leavers** were known to be in **suitable accommodation** and 91% of 17–18-year-olds, up from 85% reported in December
- 4.18. **Education Health Care Plans (EHCP)**  
Both the overall number of children with an EHCP and the percentage of CLA with a plan has increased steadily over time.

Percentage of looked after children with a statement or EHCP



There has also been a steady decrease in the percentage of CLA who have SEN but have not been assessed as requiring a EHCP plan

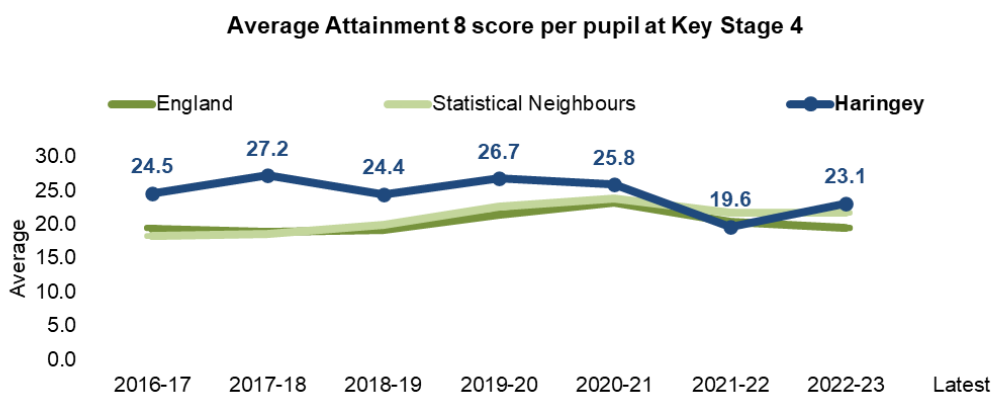


4.19. Of the 89 CLA currently with a EHCP plan 63% are currently placed at schools outside of Haringey

4.20. **Virtual school**

To support the champions model in future this report will include more details on specific issues relating to our CLA’s Educational progress.

**Attain 8 score for CLA at key stage 4**



4.21. **Youth Justice Service**

As of the end of March 2024 there were 68 active young people on the YJS caseload. This has increased to 73 as of the beginning of May 2024, and compares to 77 at the end of March 2023. Of the 73:

- 24% of the current cohort are also Children in Care,
- 7% are currently Children in Need and
- 7% have an active Child Protection Plan

**5. Contribution to strategic outcomes**

N/A

**6. Use of Appendices**

**7. Local Government (Access to Information) Act 1985**