

DEVELOPMENT CONTROL PERFORMANCE STATISTICS

**NATIONAL INDICATOR NI 157 -
DETERMINING PLANNING APPLICATIONS**

May 2009 Performance

In May 2009 there were 126 planning applications determined, with performance in each category as follows -

There were no major applications determined in May 2009

79% of minor applications were determined within 8 weeks (23 out of 29 cases)

88% of other applications were determined within 8 weeks (85 out of 97 cases)

For an explanation of the categories see Appendix I

Year Performance – 2009/10

In the financial year 2009/10 there were 260 planning applications determined, with performance in each category as follows -

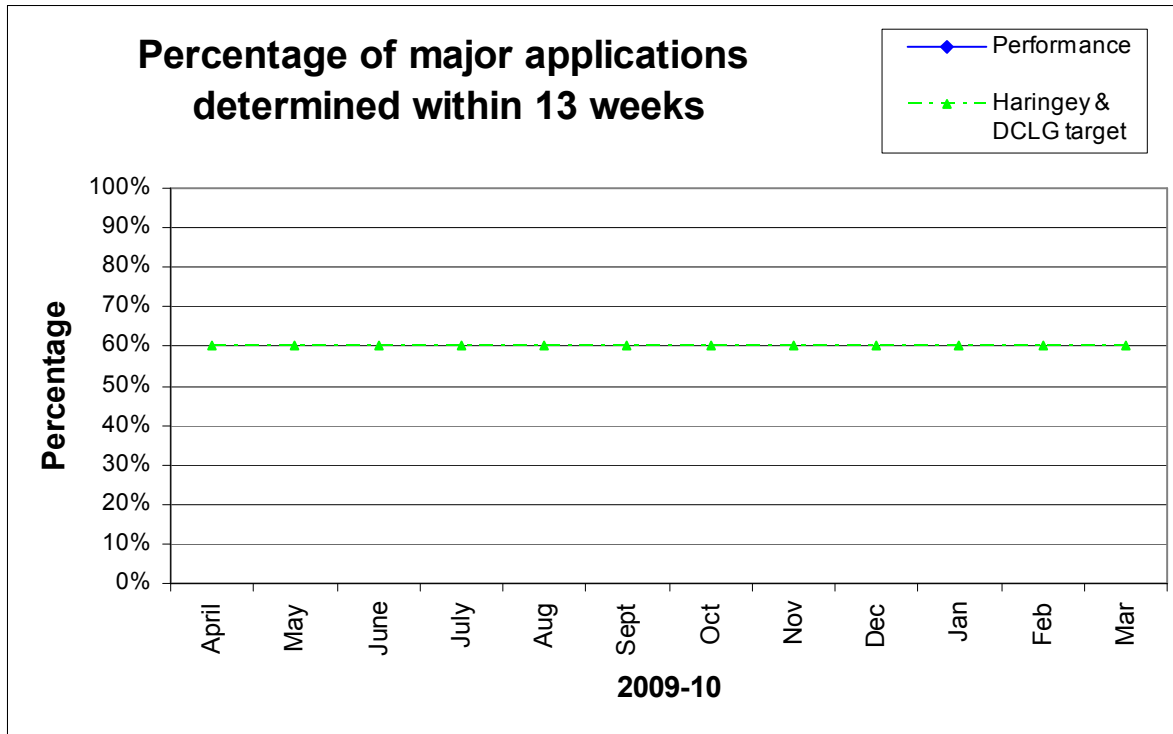
There were no major applications determined so far in 2009/10

80% of minor applications were determined within 8 weeks (44 out of 55 cases)

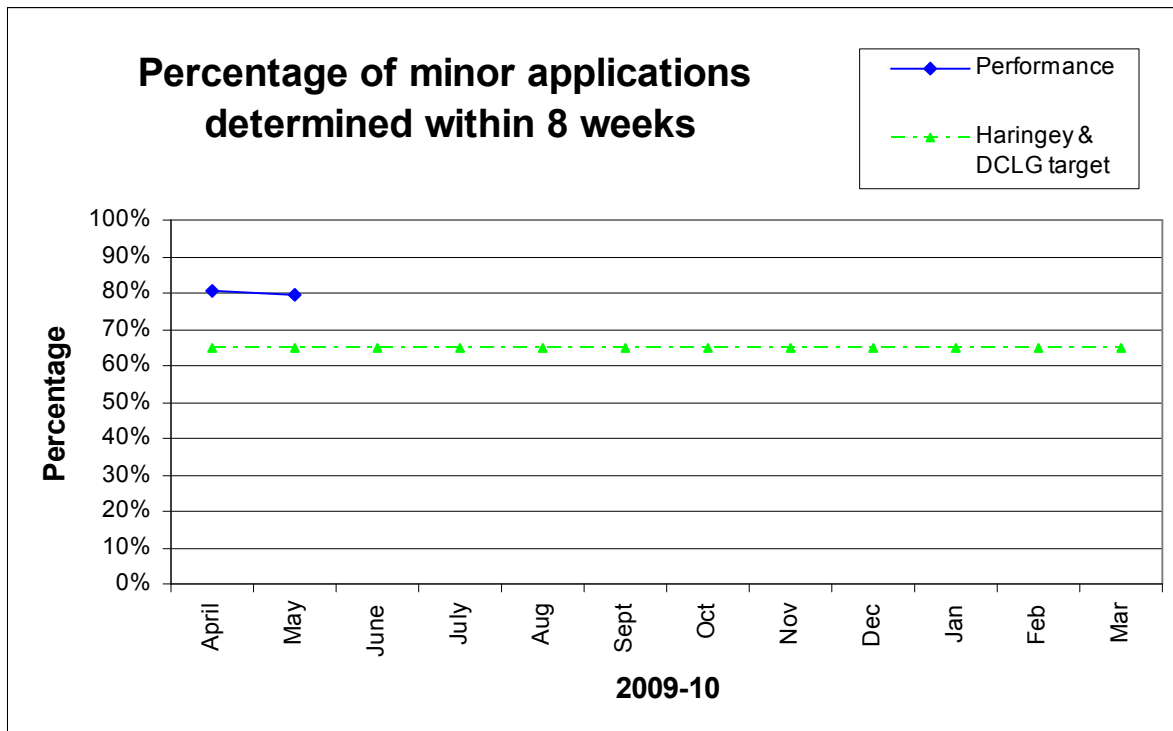
91% of other applications were determined within 8 weeks (187 out of 205 cases)

The monthly performance for each of the categories is shown in the following graphs:

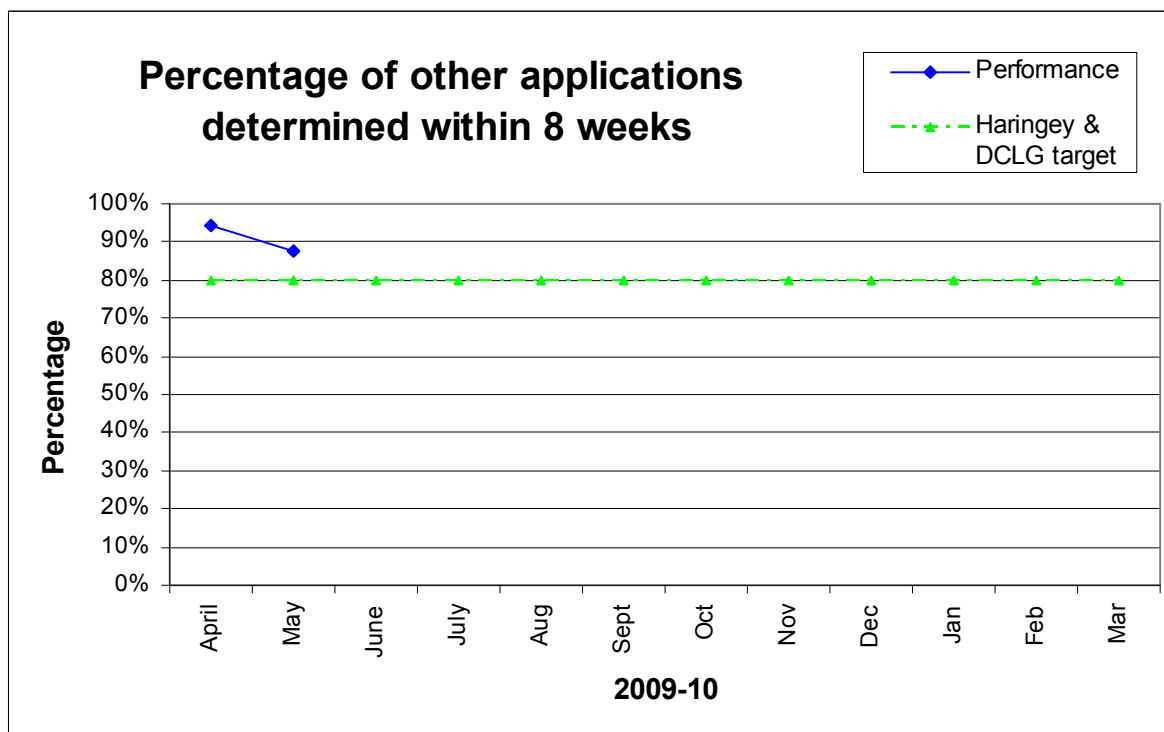
Major Applications 2009/10



Minor Applications 2009/10



Other applications 2009/10



Last 12 months performance – June 2008 to May 2009

In the 12 month period June 2008 to May 2009 there were 1781 planning applications determined, with performance in each category as follows -

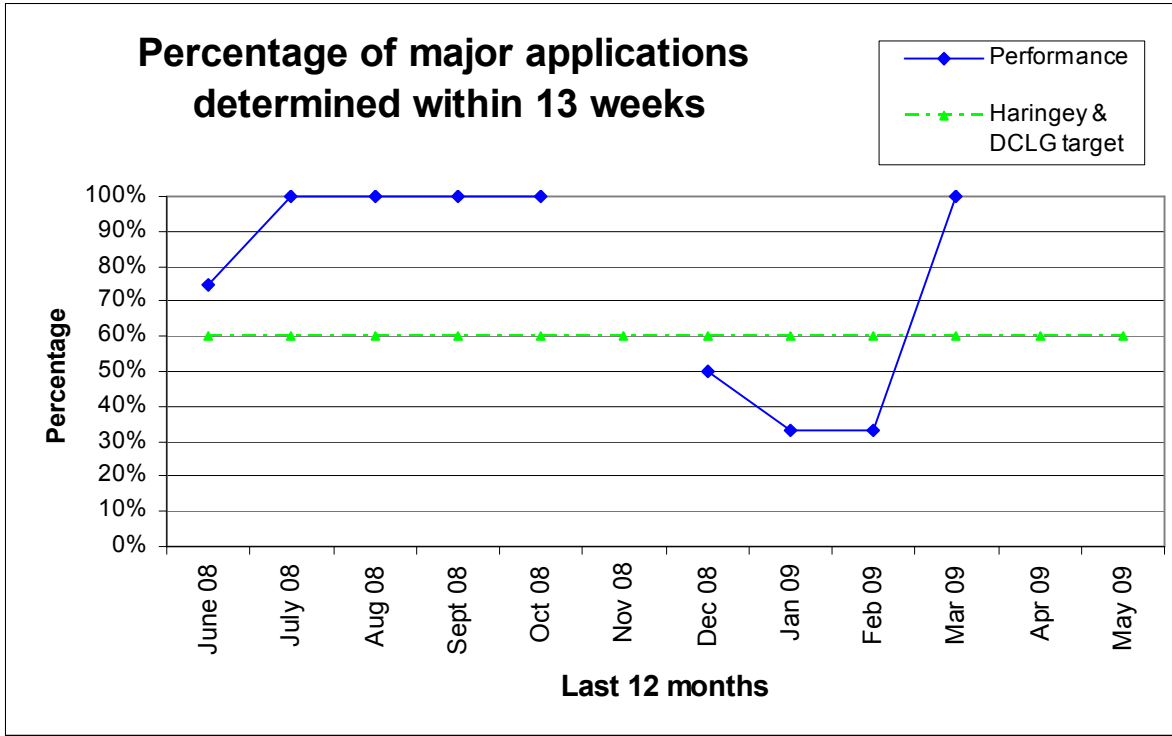
75% of major applications were determined within 13 weeks (18 out of 24)

80% of minor applications were determined within 8 weeks (371 out of 462 cases)

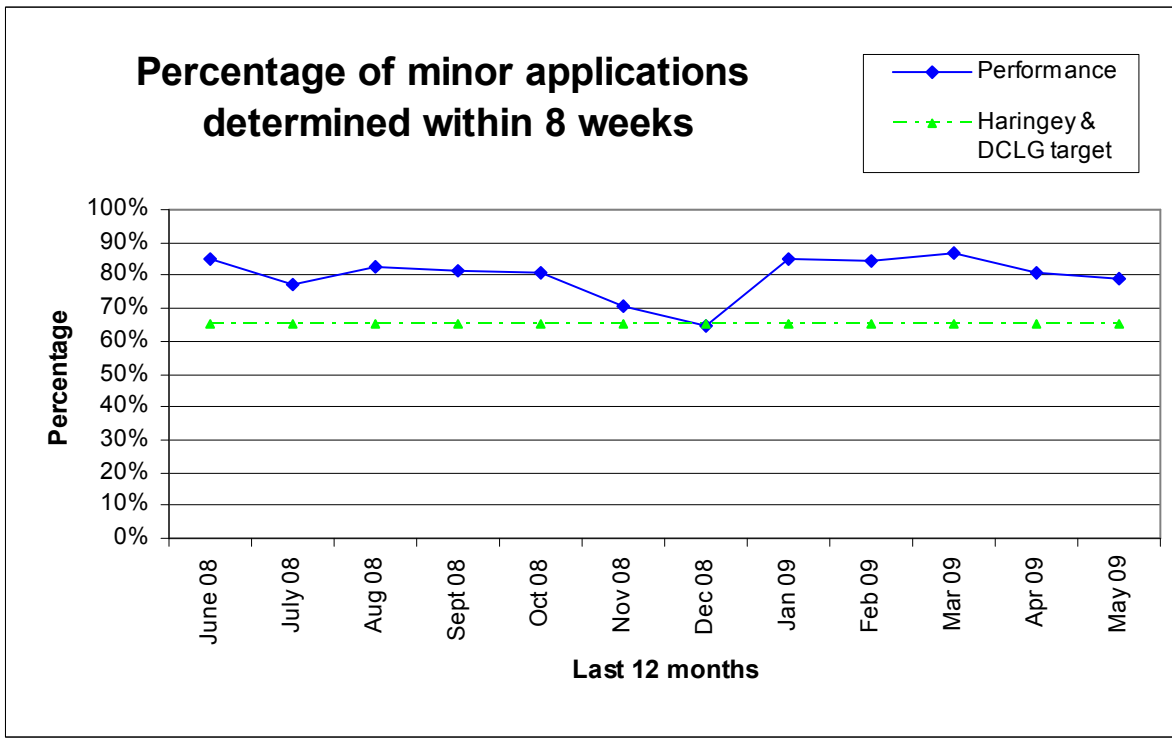
89% of other applications were determined within 8 weeks (1153 out of 1295 cases)

The 12 month performance for each category is shown in the following graphs:

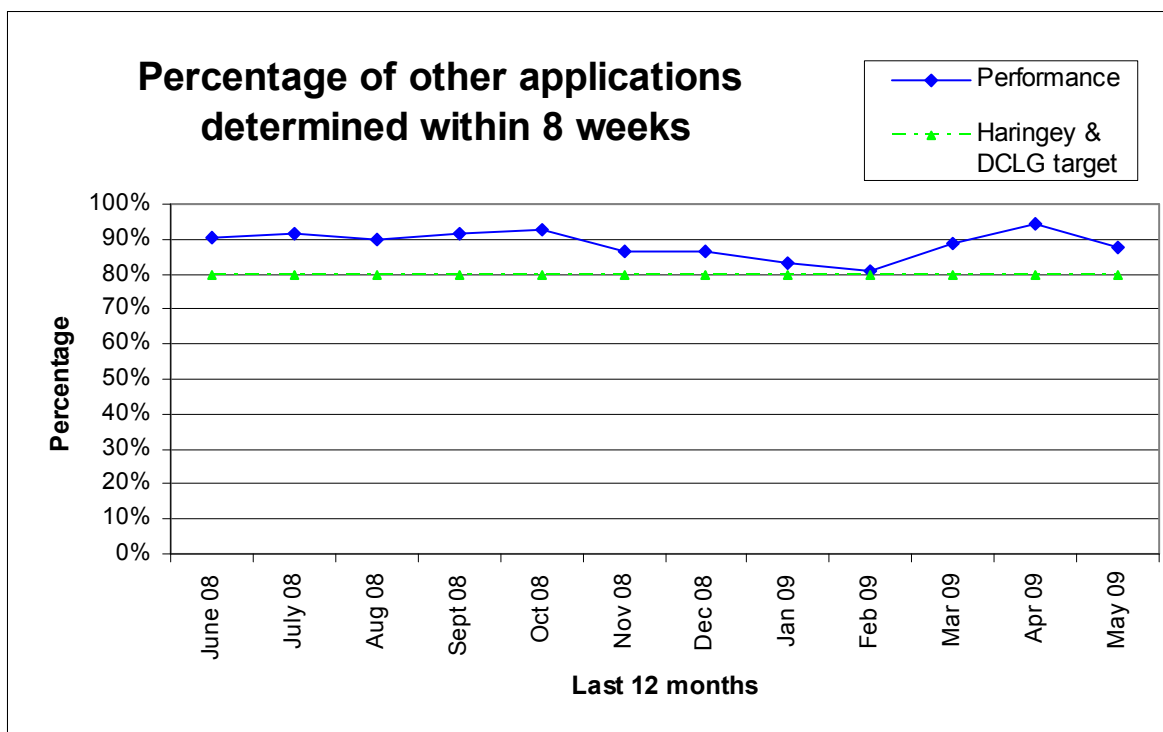
Major applications – last 12 months



Minor applications – last 12 months



Other applications – last 12 months



Background/Targets

NI 157 (formerly BV 109) is one of the Department for Communities and Local Government (DCLG) National Indicators for 2009/10.

It sets the following targets for determining planning applications:

- a. 60% of major applications within 13 weeks
- b. 65% of minor applications within 8 weeks
- c. 80% of other applications within 8 weeks

Haringey has set its own targets for 2009/10 in relation to NI 157. These are set out in Planning & Regeneration (P&R) Business Plan 2009-12 and are to determine:

- a. 60% of major applications within 13 weeks
- b. 65% of minor applications within 8 weeks
- c. 80% of other applications within 8 weeks

Appendix I

Explanation of categories

The NI 157 indicator covers planning applications included in the DCLG PS1/2 statutory return.

It *excludes* the following types of applications - TPO's, Telecommunications, Reserve Matters and Observations.

The definition for each of the category of applications is as follows:

Major applications -

For dwellings, where the number of dwellings to be constructed is 10 or more
For all other uses, where the floorspace to be built is 1,000 sq.m. or more, or where the site area is 1 hectare or more.

Minor application -

Where the development does not meet the requirement for a major application nor the definitions of Change of Use or Householder Development.

Other applications -

All other applications, *excluding* TPO's, Telecommunications, Reserve Matters and Observations.

DEVELOPMENT CONTROL PERFORMANCE STATISTICS

GRANTED / REFUSAL RATES FOR DECISIONS

May 2009 Performance

In May 2009, excluding Certificate of Lawfulness applications, there were 110 applications determined of which:

62% were granted (68 out of 110)

38% were refused (42 out of 110)

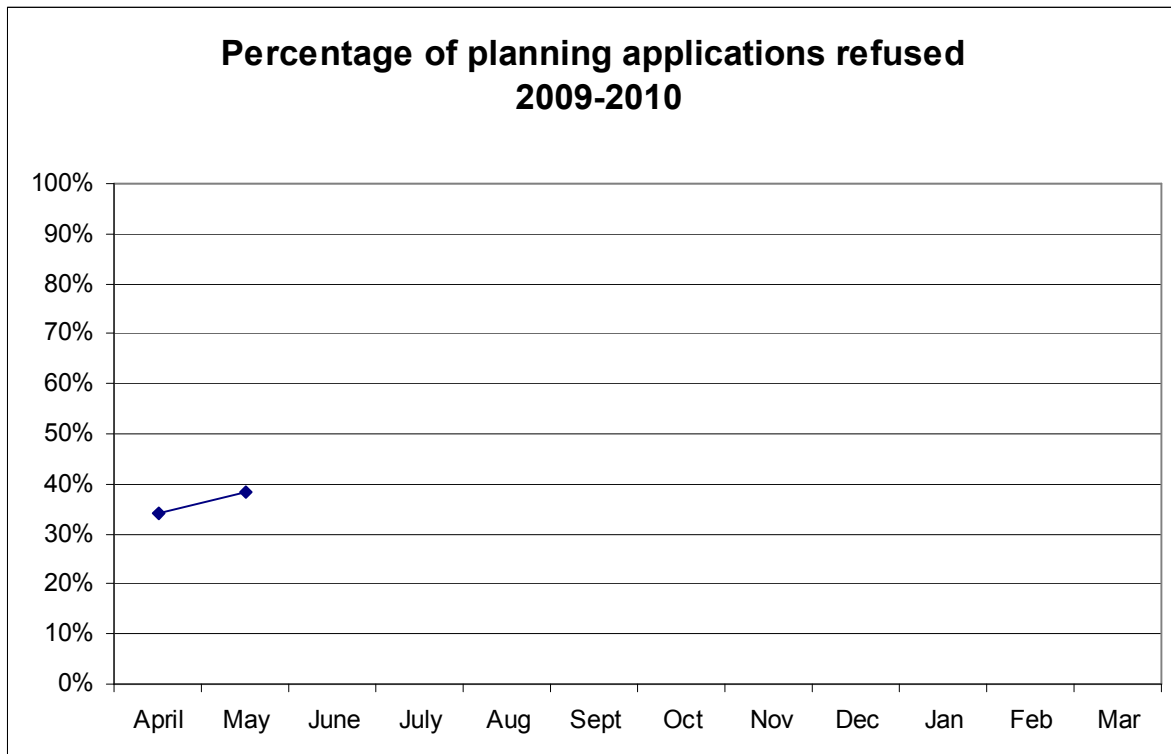
Year Performance – 2009/10

In the financial year 2009/10, excluding Certificate of Lawfulness applications, there were 216 applications determined of which:

64% were granted (138 out of 216)

36% were refused (78 out of 216)

The monthly refusal rate is shown on the following graph:



DEVELOPMENT CONTROL PERFORMANCE STATISTICS

LOCAL INDICATOR (FORMERLY BV204) - APPEALS AGAINST REFUSAL OF PLANNING PERMISSION

May 2009 Performance

In May 2009 there were 8 planning appeals determined against Haringey's decision to refuse planning permission, with performance being as follows -

62.5% of appeals allowed on refusals (5 out of 8 cases)

37.5% of appeals dismissed on refusals (3 out of 8 cases)

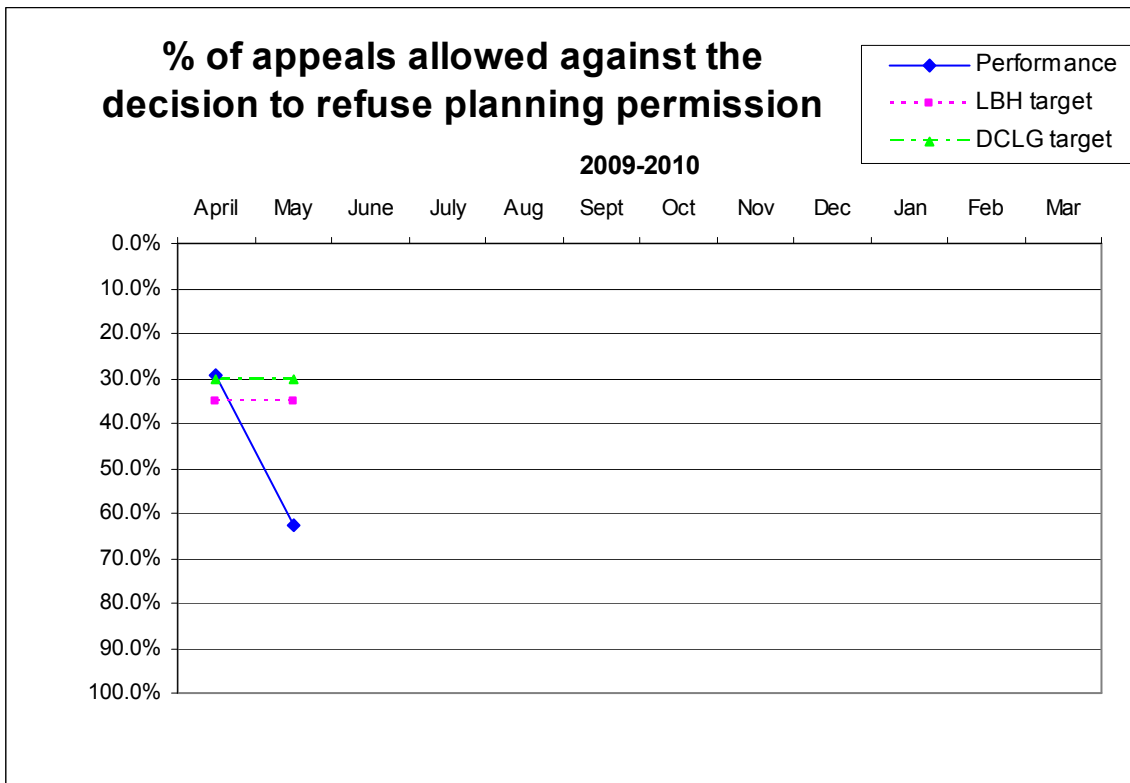
Year Performance – 2009/10

In the financial year 2009/10 there were 25 planning appeals determined against Haringey's decision to refuse planning permission, with performance being as follows -

40.0% of appeals allowed on refusals (10 out of 25 cases)

60.0% of appeals dismissed on refusals (15 out of 25 cases)

The monthly performance is shown in the following graph:



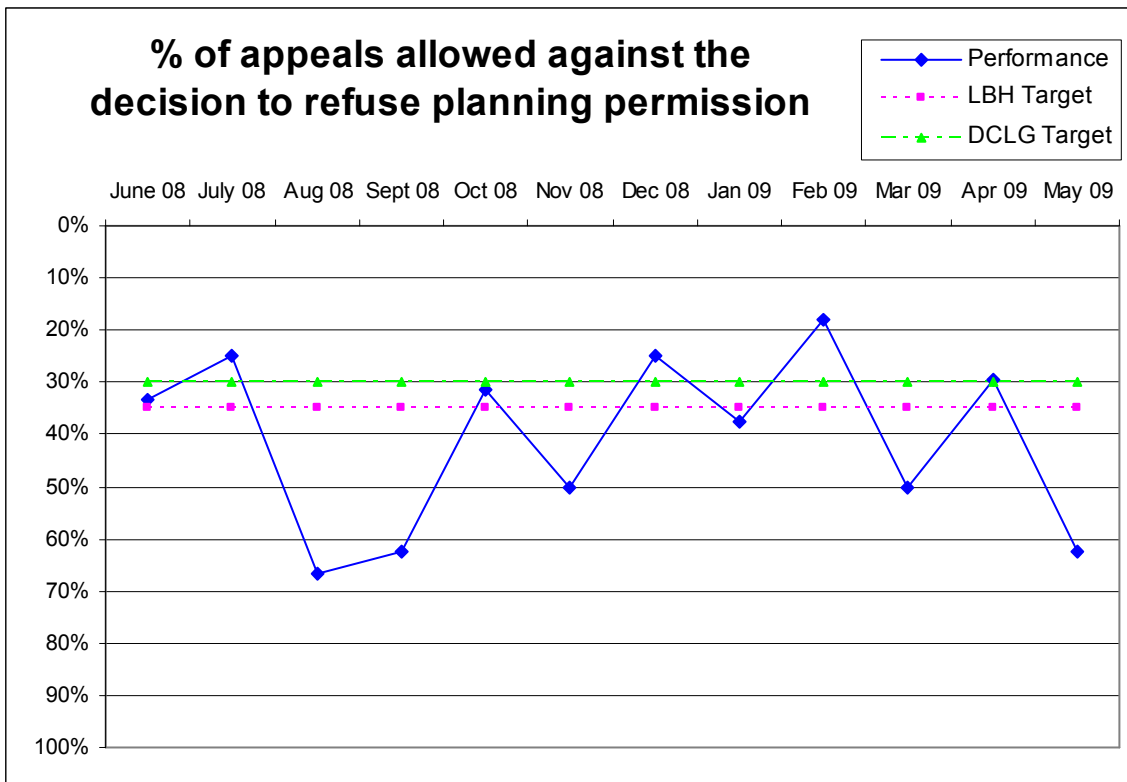
Last 12 months performance – June 2008 to May 2009

In the 12 month period June 2008 to May 2009 there were 129 planning appeals determined against Haringey's decision to refuse planning permission, with performance being as follows -

37.2% of appeals allowed on refusals (48 out of 129 cases)

62.8% of appeals dismissed on refusals (81 out of 129 cases)

The monthly performance for this period is shown in the following graph:



Background/Targets

This is not included in DCLG's National Indicators for 2009/10. However it has been retained as a local indicator.

It sets a target for the percentage of appeals allowed against the authority's decision to refuse planning permission.

The target that was set by DCLG in 2007/08 was 30%^

Haringey has set its own target for 2009/10 in relation to this local indicator. This is set out in P&R Business Plan 2009-12.

The target set by Haringey for 2009/10 is 35%

(^ The lower the percentage of appeals allowed the better the performance)