

DEVELOPMENT CONTROL PERFORMANCE STATISTICS

**NATIONAL INDICATOR NI 157 (FORMERLY BV 109) -
DETERMINING PLANNING APPLICATIONS**

March 2009 Performance

In March 2009 there were 140 planning applications determined, with performance in each category as follows -

100% of major applications were determined within 13 weeks (2 out of 2)

87% of minor applications were determined within 8 weeks (27 out of 31 cases)

89% of other applications were determined within 8 weeks (95 out of 107 cases)

For an explanation of the categories see Appendix I

Year Performance – 2008/09

In the financial year 2008/09 there were 1879 planning applications determined, with performance in each category as follows -

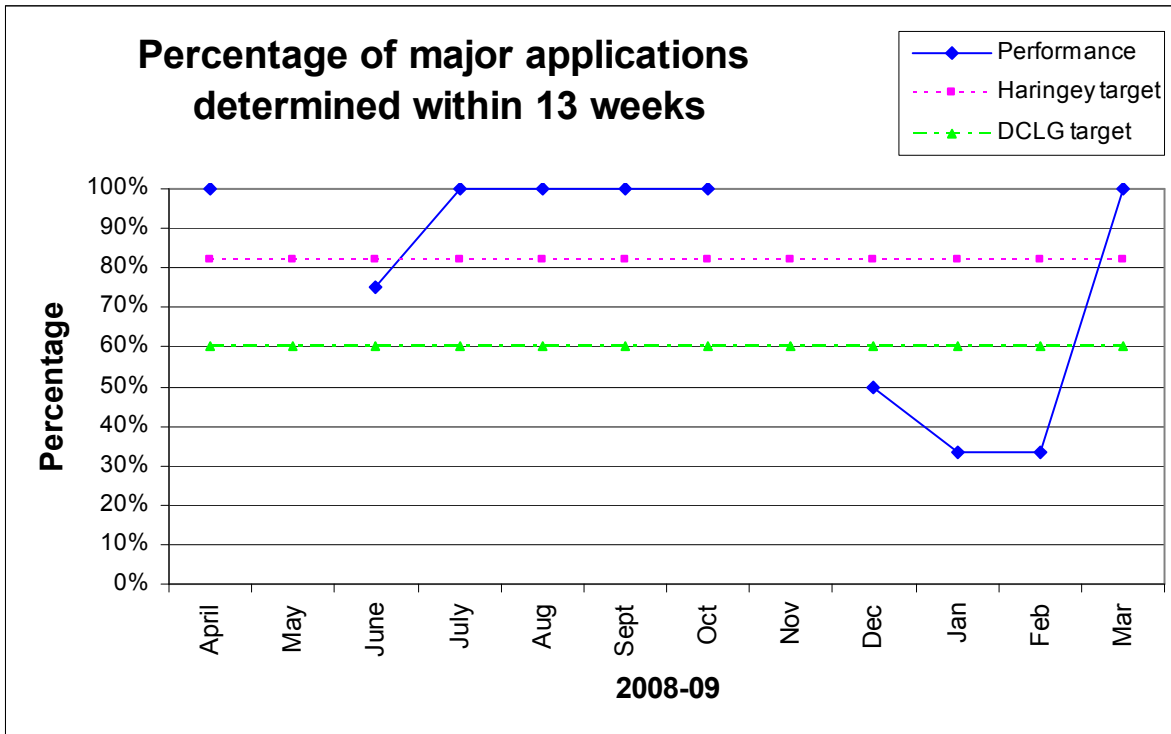
78% of major applications were determined within 13 weeks (21 out of 27 cases)

81% of minor applications were determined within 8 weeks (406 out of 504 cases)

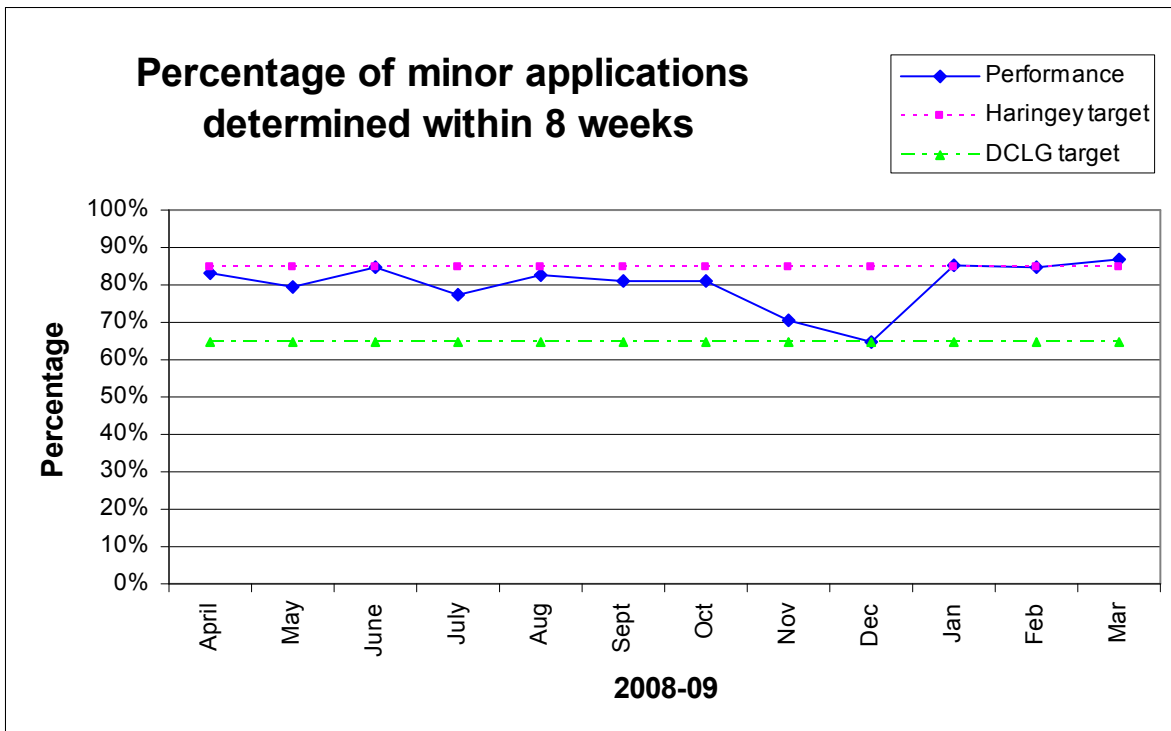
89% of other applications were determined within 8 weeks (1205 out of 1348 cases)

The monthly performance for each of the categories is shown in the following graphs:

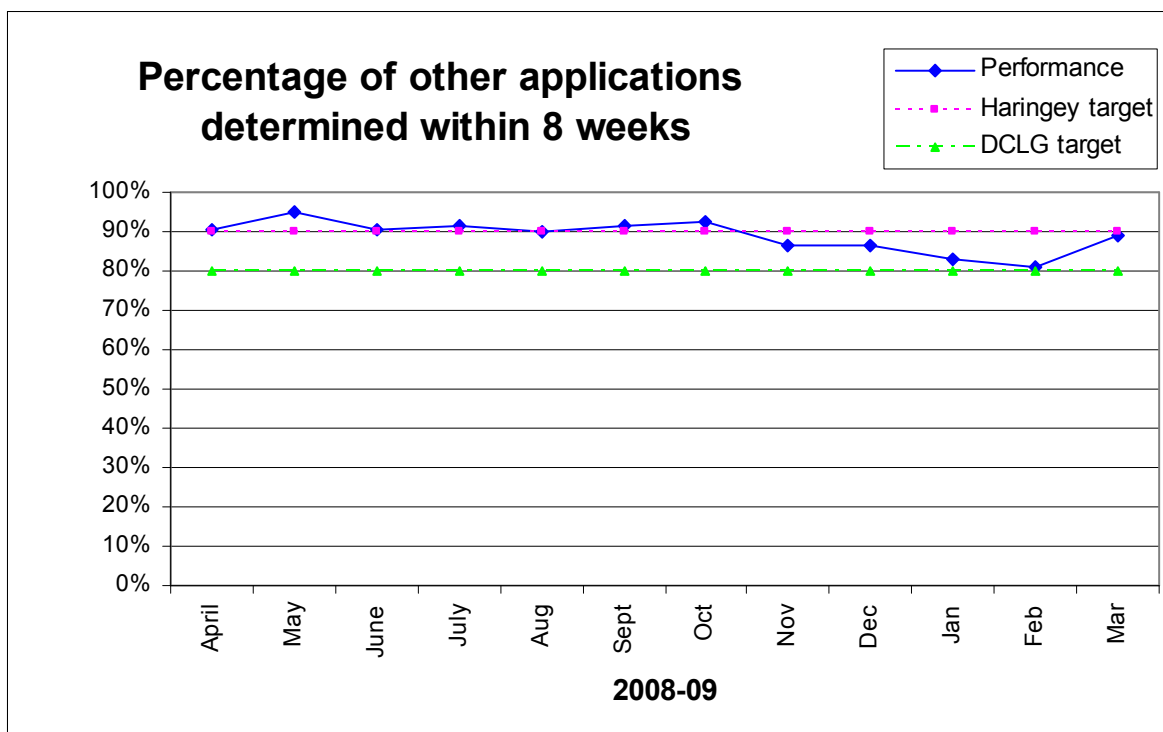
Major Applications 2008/09



Minor Applications 2008/09



Other applications 2008/09



Background/Targets

NI 157 (formerly BV 109) is one of the Department for Communities and Local Government (DCLG) National Indicators for 2008/09.

It sets the following targets for determining planning applications:

- a. 60% of major applications within 13 weeks
- b. 65% of minor applications within 8 weeks
- c. 80% of other applications within 8 weeks

Haringey has set its own challenging targets for 2008/09 in relation to NI 157. These are set out in Planning Policy & Development (PPD) Business Plan 2008-11 and are to determine:

- a. 82% of major applications within 13 weeks
- b. 85% of minor applications within 8 weeks
- c. 90% of other applications within 8 weeks

Appendix I

Explanation of categories

The NI 157 indicator covers planning applications included in the DCLG PS1/2 statutory return.

It *excludes* the following types of applications - TPO's, Telecommunications, Reserve Matters and Observations.

The definition for each of the category of applications is as follows:

Major applications -

For dwellings, where the number of dwellings to be constructed is 10 or more
For all other uses, where the floorspace to be built is 1,000 sq.m. or more, or where the site area is 1 hectare or more.

Minor application -

Where the development does not meet the requirement for a major application nor the definitions of Change of Use or Householder Development.

Other applications -

All other applications, *excluding* TPO's, Telecommunications, Reserve Matters and Observations.

DEVELOPMENT CONTROL PERFORMANCE STATISTICS

GRANTED / REFUSAL RATES FOR DECISIONS

March 2009 Performance

In March 2009, excluding Certificate of Lawfulness applications, there were 112 applications determined of which:

76% were granted (85 out of 112)

24% were refused (27 out of 112)

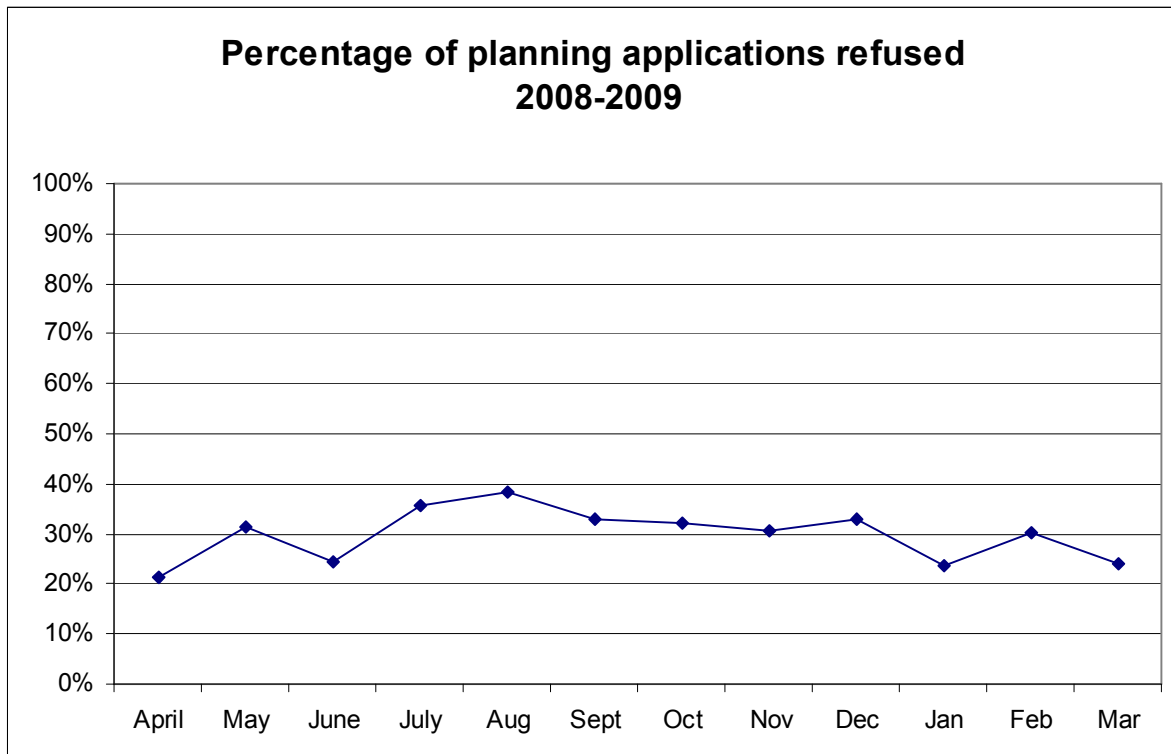
Year Performance – 2008/09

In the financial year 2008/09, excluding Certificate of Lawfulness applications, there were 1546 applications determined of which:

70% were granted (1085 out of 1546)

30% were refused (461 out of 1546)

The monthly refusal rate is shown on the following graph:



DEVELOPMENT CONTROL PERFORMANCE STATISTICS

LOCAL INDICATOR (FORMERLY BV204) - APPEALS AGAINST REFUSAL OF PLANNING PERMISSION

March 2009 Performance

In March 2009 there were 8 planning appeals determined against Haringey's decision to refuse planning permission, with performance being as follows -

50% of appeals allowed on refusals (4 out of 8 cases)

50% of appeals dismissed on refusals (4 out of 8 cases)

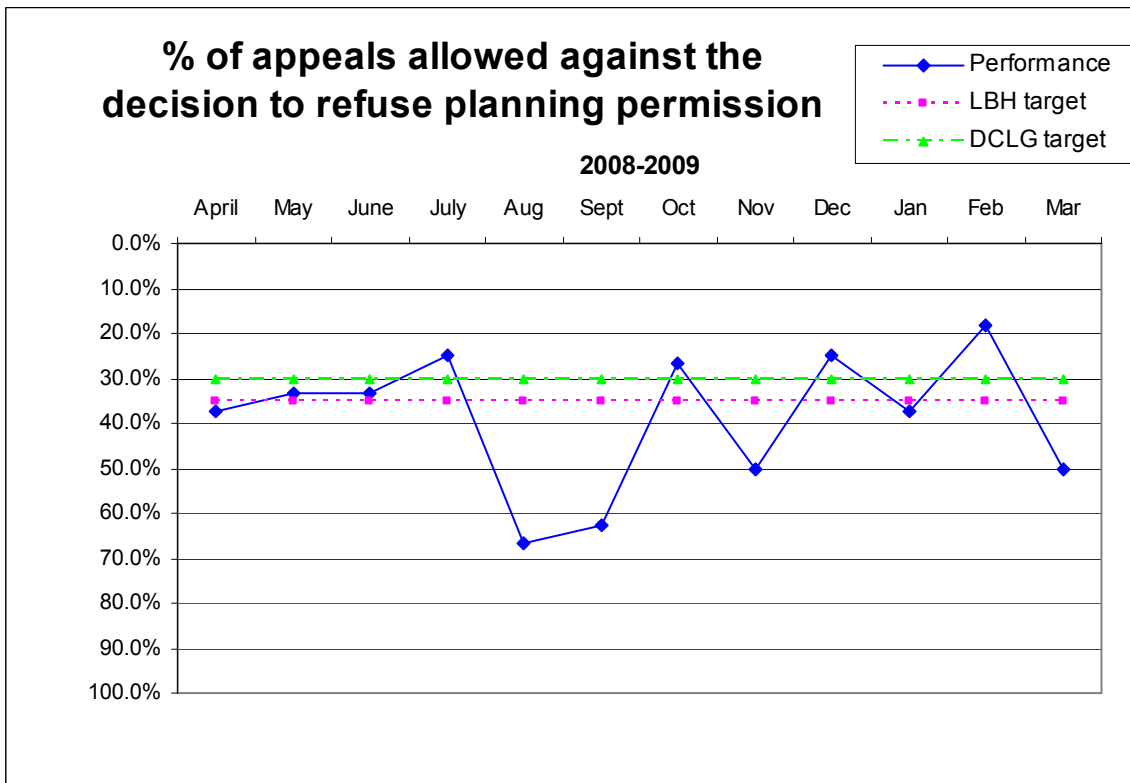
Year Performance – 2008/09

In the financial year 2008/09 there were 116 planning appeals determined against Haringey's decision to refuse planning permission, with performance being as follows -

36.2% of appeals allowed on refusals (42 out of 116 cases)

63.8% of appeals dismissed on refusals (74 out of 116 cases)

The monthly performance is shown in the following graph:



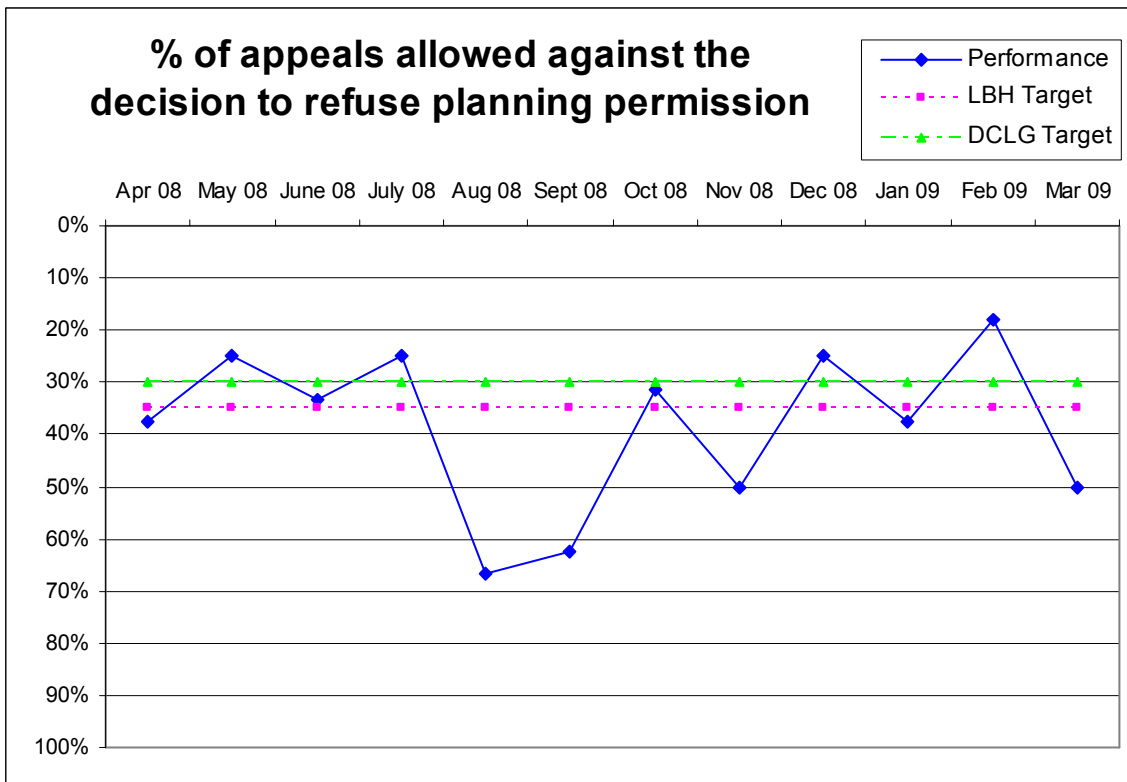
Last 12 months performance – April 2008 to March 2009

In the 12 month period April 2008 to March 2009 there were 116 planning appeals determined against Haringey's decision to refuse planning permission, with performance being as follows -

36.2% of appeals allowed on refusals (42 out of 116 cases)

63.8% of appeals dismissed on refusals (74 out of 116 cases)

The monthly performance for this period is shown in the following graph:



Background/Targets

BV204 is not included in DCLG's National Indicators for 2008/09. However it has been retained as a local indicator.

It sets a target for the percentage of appeals allowed against the authority's decision to refuse planning permission.

The target that was set by DCLG in 2007/08 was 30%^

Haringey has set its own target for 2008/09 in relation to this local indicator. This is set out in PPD Business Plan 2008-11.

The target set by Haringey for 2008/09 is 35%

(^ The lower the percentage of appeals allowed the better the performance)