

DEVELOPMENT CONTROL PERFORMANCE STATISTICS

**NATIONAL INDICATOR NI 157 (FORMERLY BV 109) -  
DETERMINING PLANNING APPLICATIONS**

**November 2008 Performance**

In November 2008 there were 122 planning applications determined, with performance in each category as follows -

There were no major applications were determined in November 2008

70% of minor applications were determined within 8 weeks (19 out of 27 cases)

86% of other applications were determined within 8 weeks (82 out of 95 cases)

For an explanation of the categories see Appendix I

**Year Performance – 2008/09**

In 2008/09 up to the end of November there were 1335 planning applications determined, with performance in each category as follows -

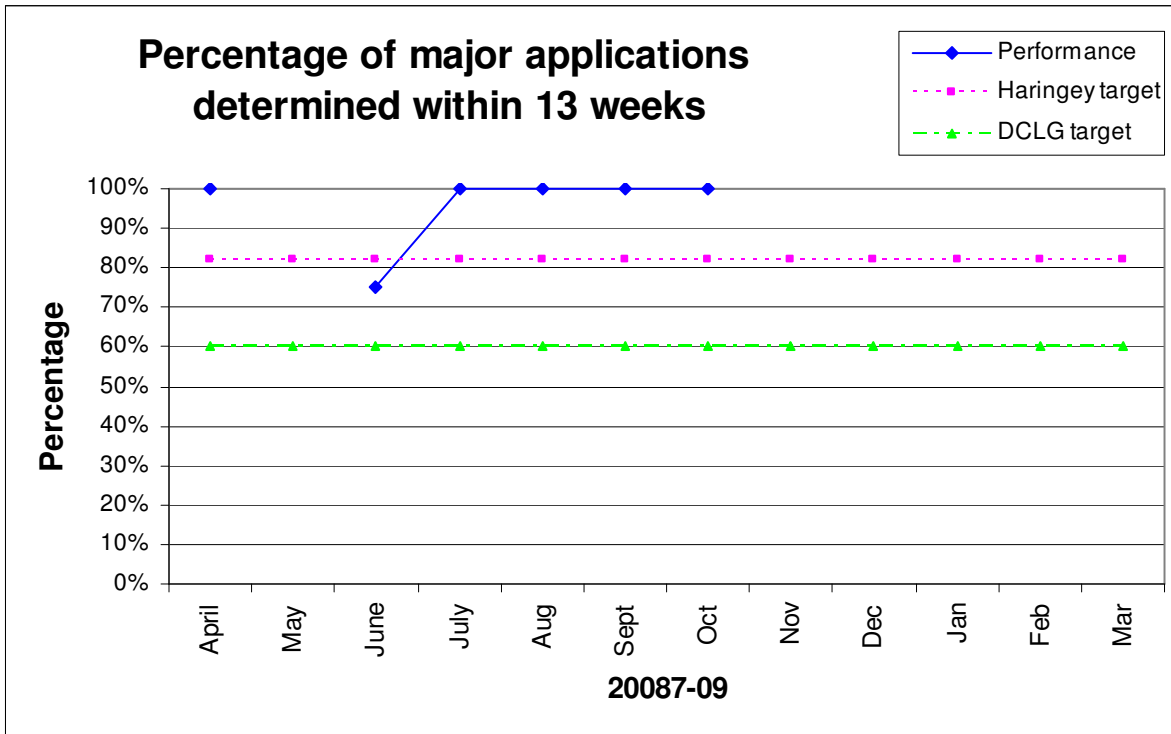
94% of major applications were determined within 13 weeks (16 out of 17 cases)

81% of minor applications were determined within 8 weeks (282 out of 350 cases)

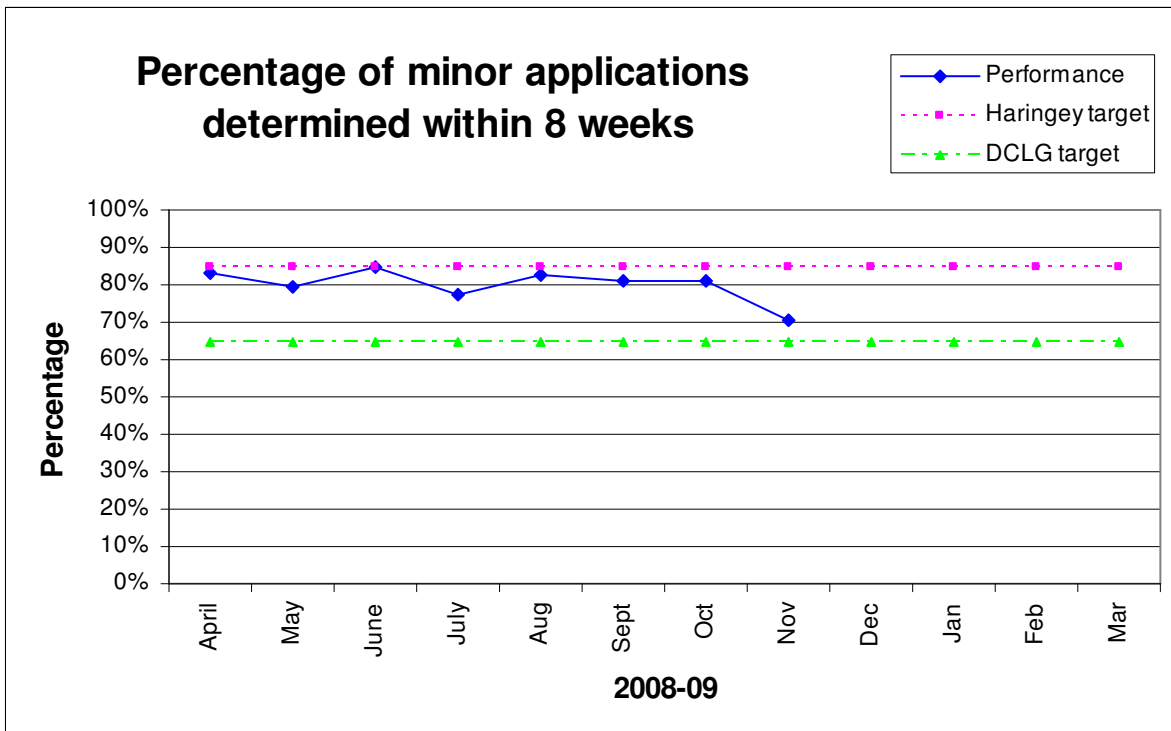
91% of other applications were determined within 8 weeks (881 out of 968 cases)

The monthly performance for each of the categories is shown in the following graphs:

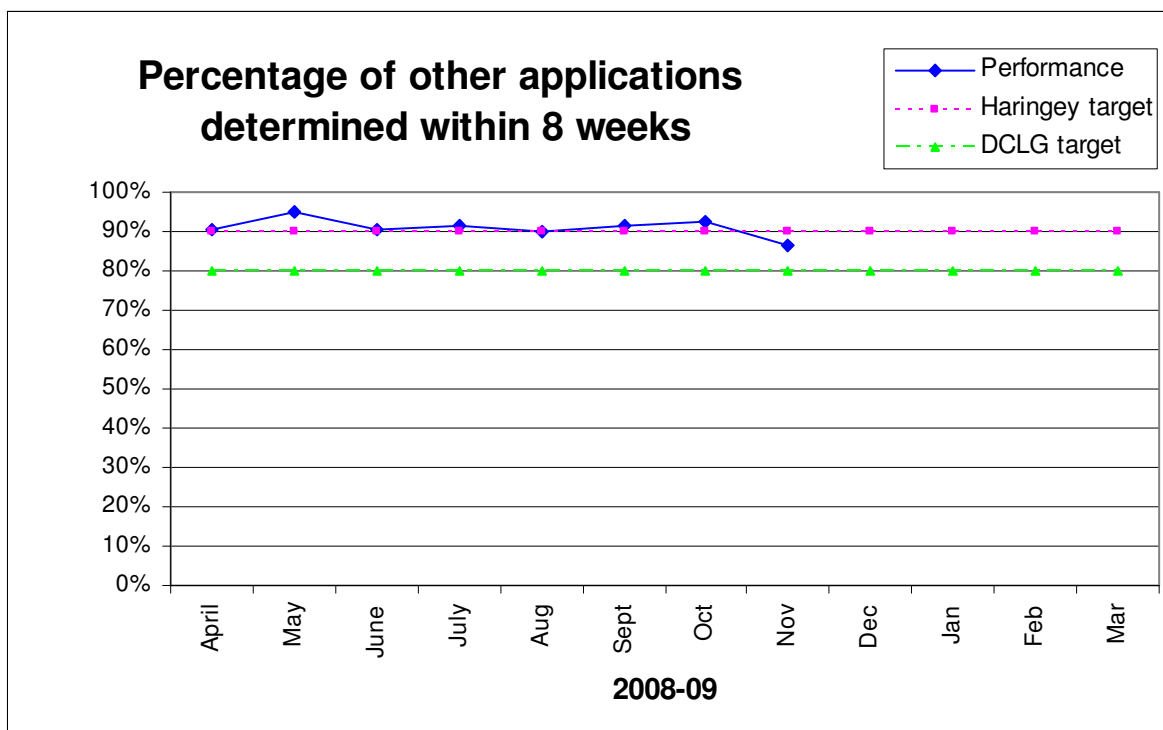
## Major Applications 2008/09



## Minor Applications 2008/09



## Other applications 2008/09



### Background/Targets

NI 157 (formerly BV 109) is one of the Department for Communities and Local Government (DCLG) National Indicators for 2008/09.

It sets the following targets for determining planning applications:

- a. 60% of major applications within 13 weeks
- b. 65% of minor applications within 8 weeks
- c. 80% of other applications within 8 weeks

Haringey has set its own challenging targets for 2008/09 in relation to NI 157. These are set out in Planning Policy & Development (PPD) Business Plan 2008-11 and are to determine:

- a. 82% of major applications within 13 weeks
- b. 85% of minor applications within 8 weeks
- c. 90% of other applications within 8 weeks

## **Appendix I**

### **Explanation of categories**

The NI 157 indicator covers planning applications included in the DCLG PS1/2 statutory return.

It *excludes* the following types of applications - TPO's, Telecommunications, Reserve Matters and Observations.

The definition for each of the category of applications is as follows:

Major applications -

For dwellings, where the number of dwellings to be constructed is 10 or more  
For all other uses, where the floorspace to be built is 1,000 sq.m. or more, or where the site area is 1 hectare or more.

Minor application -

Where the development does not meet the requirement for a major application nor the definitions of Change of Use or Householder Development.

Other applications -

All other applications, *excluding* TPO's, Telecommunications, Reserve Matters and Observations.

## DEVELOPMENT CONTROL PERFORMANCE STATISTICS

### GRANTED / REFUSAL RATES FOR DECISIONS

#### November 2008 Performance

In November 2008, excluding Certificate of Lawfulness applications, there were 101 applications determined of which:

69% were granted (70 out of 101)

31% were refused (31 out of 101)

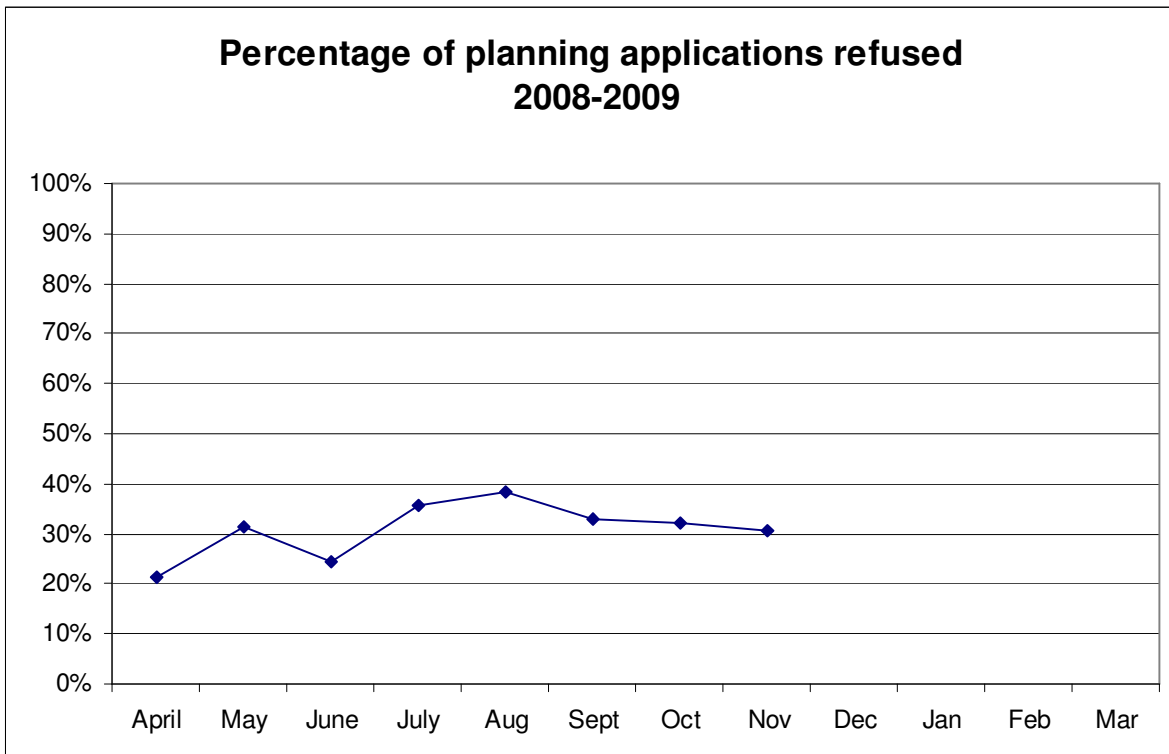
#### Year Performance – 2008/09

In 2008/09 up to the end of November, excluding Certificate of Lawfulness applications, there were 1090 applications determined of which:

69% were granted (755 out of 1090)

31% were refused (335 out of 1090)

The monthly refusal rate is shown on the following graph:



## DEVELOPMENT CONTROL PERFORMANCE STATISTICS

### LOCAL INDICATOR (FORMERLY BV204) - APPEALS AGAINST REFUSAL OF PLANNING PERMISSION

#### November 2008 Performance

In November 2008 there were 8 planning appeals determined against Haringey's decision to refuse planning permission, with performance being as follows -

50% of appeals allowed on refusals (4 out of 8 cases)

50% of appeals dismissed on refusals (4 out of 8 cases)

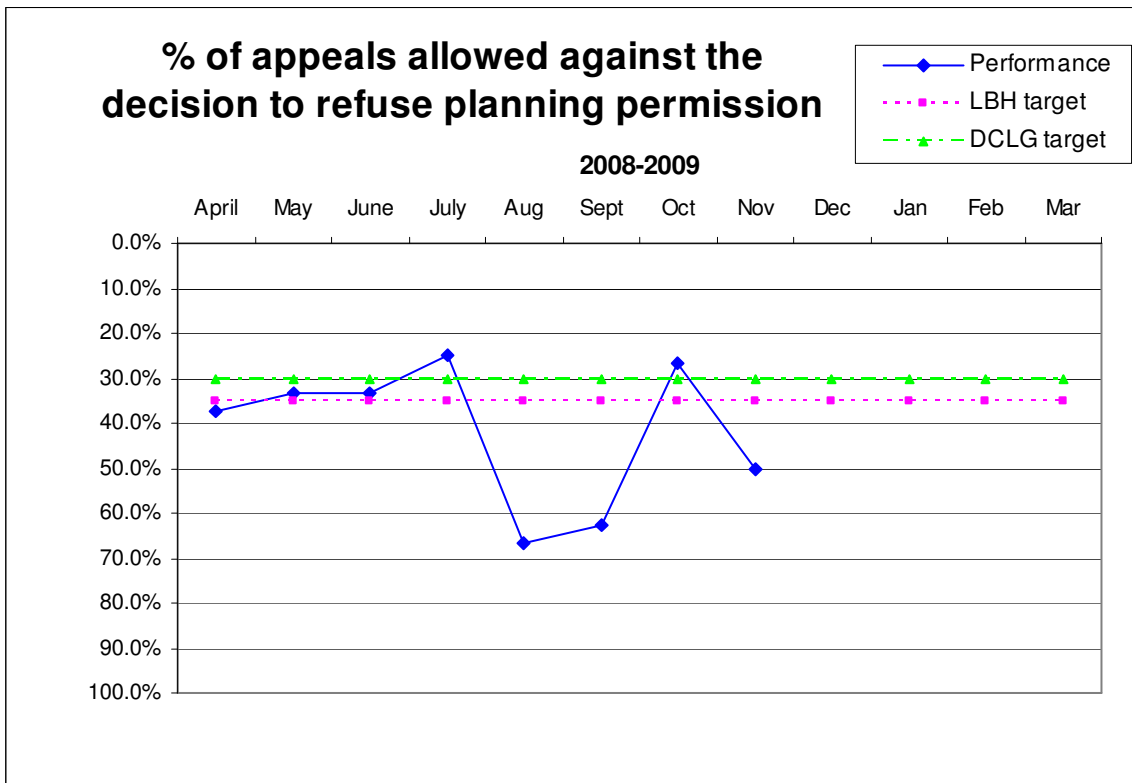
#### Year Performance – 2008/09

In 2008/09 up to the end of November there were 64 planning appeals determined against Haringey's decision to refuse planning permission, with performance being as follows -

40.63% of appeals allowed on refusals (26 out of 64 cases)

59.38% of appeals dismissed on refusals (38 out of 64 cases)

The monthly performance is shown in the following graph:



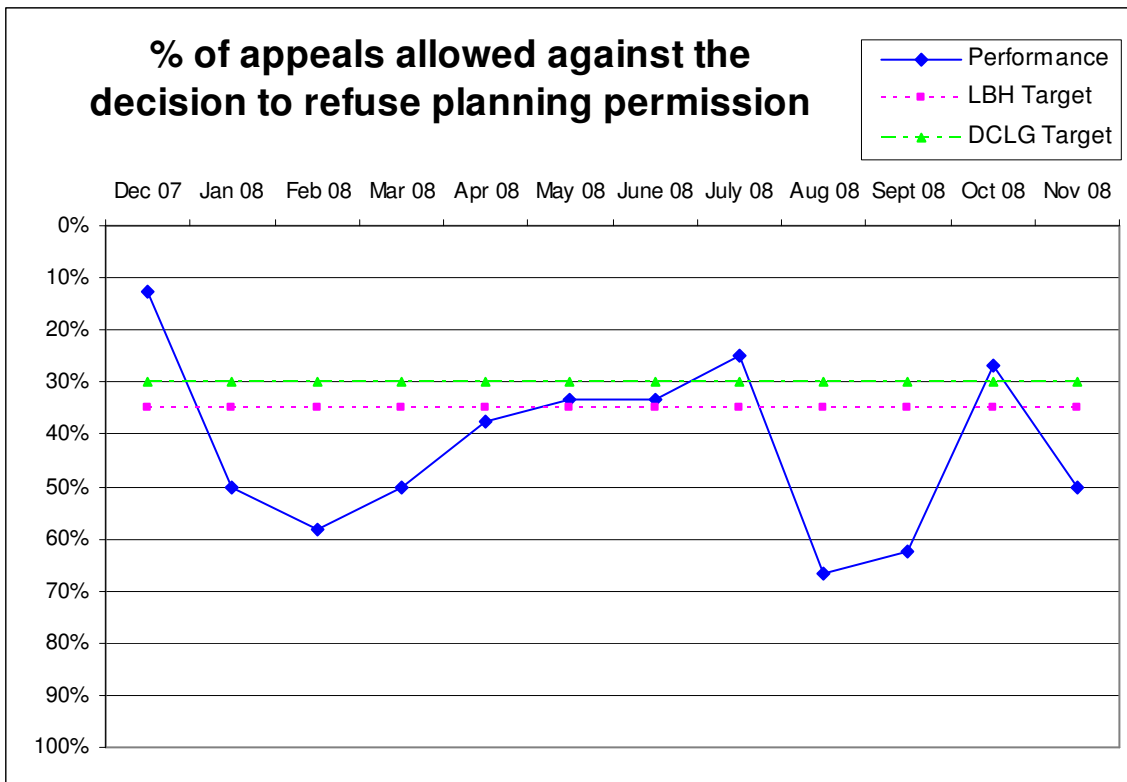
## Last 12 months performance – December 2007 to November 2008

In the 12 month period December 2007 to November 2008 there were 98 planning appeals determined against Haringey's decision to refuse planning permission, with performance being as follows -

41.8% of appeals allowed on refusals (41 out of 98 cases)

58.2% of appeals dismissed on refusals (57 out of 98 cases)

The monthly performance for this period is shown in the following graph:



## **Background/Targets**

BV204 is not included in DCLG's National Indicators for 2008/09. However it has been retained as a local indicator.

It sets a target for the percentage of appeals allowed against the authority's decision to refuse planning permission.

The target that was set by DCLG in 2007/08 was 30%^

Haringey has set its own target for 2008/09 in relation to this local indicator. This is set out in PPD Business Plan 2008-11.

The target set by Haringey for 2008/09 is 35%

*(^ The lower the percentage of appeals allowed the better the performance)*