

NOTICE OF MEETING

PENSIONS COMMITTEE AND BOARD

Thursday, 20th July, 2017, 7.00 pm – TCCA [Turkish Cypriot Community Association], 628-630 Green Lanes, N8 0SD

Members: Councillors Clare Bull (Chair), John Bevan (Vice-Chair), Mark Blake, Liz McShane, Viv Ross and Noah Tucker

Co-optees/Non Voting Members: Keith Brown, Randy Plowright, Ishmael Owarish and 1 vacancy.

Quorum: 3 Council Members and 2 Employer/Employee Members

1. FILMING AT MEETINGS

Please note this meeting may be filmed or recorded by the Council for live or subsequent broadcast via the Council's internet site or by anyone attending the meeting using any communication method. Although we ask members of the public recording, filming or reporting on the meeting not to include the public seating areas, members of the public attending the meeting should be aware that we cannot guarantee that they will not be filmed or recorded by others attending the meeting. Members of the public participating in the meeting (e.g. making deputations, asking questions, making oral protests) should be aware that they are likely to be filmed, recorded or reported on. By entering the meeting room and using the public seating area, you are consenting to being filmed and to the possible use of those images and sound recordings.

The chair of the meeting has the discretion to terminate or suspend filming or recording, if in his or her opinion continuation of the filming, recording or reporting would disrupt or prejudice the proceedings, infringe the rights of any individual or may lead to the breach of a legal obligation by the Council.

2. APOLOGIES FOR ABSENCE

3. URGENT BUSINESS

The Chair will consider the admission of any late items of Urgent Business. (Late items of Urgent Business will be considered under the agenda item where they appear. New items of unrestricted Urgent Business will be dealt with under item 18 below, new items of exempt urgent business will be dealt with under agenda item 24 below).

4. DECLARATIONS OF INTEREST AND CONFLICTS OF INTEREST

A member with a disclosable pecuniary interest or a prejudicial interest in a matter who attends a meeting of the authority at which the matter is considered:

- (i) must disclose the interest at the start of the meeting or when the interest becomes apparent, and
- (ii) may not participate in any discussion or vote on the matter and must withdraw from the meeting room.

A member who discloses at a meeting a disclosable pecuniary interest which is not registered in the Register of Members' Interests or the subject of a pending notification must notify the Monitoring Officer of the interest within 28 days of the disclosure.

Disclosable pecuniary interests, personal interests and prejudicial interests are defined at Paragraphs 5-7 and Appendix A of the Members' Code of Conduct

The Public Service Pensions Act 2013 defines a conflict of interest as a financial or other interest which is likely to prejudice a person's exercise of functions. Therefore, a conflict of interest may arise when an individual:

- i) Has a responsibility or duty in relation to the management of, or provision of advice to, the LBHPF, and
- ii) At the same time, has:
 - a separate personal interest (financial or otherwise) or
 - another responsibility in relation to that matter,

giving rise to a possible conflict with their first responsibility. An interest could also arise due to a family member or close colleague having a specific responsibility or interest in a matter.

At the commencement of the meeting, the Chair will ask all Members of the Committee and Board to declare any new potential conflicts and these will be recorded in the minutes of the meeting and the Fund's Register of Conflicts of Interest. Any individual who considers that they or another individual has a potential or actual conflict of interest which relates to an item of business at a meeting must advise the Chair prior to the meeting, where possible, or state this clearly at the meeting at the earliest possible opportunity.

5. RECORD OF TRAINING UNDERTAKEN SINCE LAST MEETING

Note from the Assistant Director of Corporate Governance and Monitoring Officer

When considering the items below, the Committee will be operating in its capacity as 'Administering Authority'. When the Committee is operating in its capacity as an Administering Authority, Members must have due regard to their duty as quasi-trustees to act in the best interest of the Pension Fund above all other considerations.

6. MINUTES (PAGES 1 - 10)

To consider the minutes of the meeting of the Committee and Board held on 27 March 2017 and confirm these as a correct record.

7. ADMINISTRATION REPORT (PAGES 11 - 16)

Report of the Interim Deputy Chief Executive & Chief Financial Officer to update the Committee and Board on Pensions administration matters.

8. MULTI ASSET ABSOLUTE RETURN INVESTMENTS (PAGES 17 - 20)

Report of the Interim Deputy Chief Executive & Chief Financial Officer highlighting the rationale behind the recommendation to introduce a new multi asset absolute return investment strategy.

9. LOW CARBON INVESTMENTS REVIEW AND ENVIRONMENTAL SOCIAL AND GOVERNANCE (ESG) AND SUSTAINABILITY INDICES REVIEW (PAGES 21 - 26)

Report of Interim Deputy Chief Executive & Chief Financial Officer highlighting possible changes to the fund's investment strategy and detailing the Environmental, Social and Governance (ESG) and sustainability indices review.

10. SOCIAL IMPACT INVESTMENT REVIEW (PAGES 27 - 30)

Report of Interim Deputy Chief Executive & Chief Financial Officer detailing the review of social impact investing.

11. DRAFT - ANNUAL PENSION FUND ACCOUNTS AND ANNUAL REPORT (PAGES 31 - 168)

Report of Interim Deputy Chief Executive & Chief Financial Officer on the draft Pension Fund Annual Report and Accounts for 2016/17

12. ACTUARIAL SERVICES CONTRACT (PAGES 169 - 174)

Report of Interim Deputy Chief Executive & Chief Financial Officer seeking approval to award a new Pensions Administration System Contract

13. GOVERNANCE UPDATE (PAGES 175 - 190)

Report of the of Interim Deputy Chief Executive & Chief Financial Officer to provide an update to Committee on progress toward compliance with Scheme Advisory Board key performance indicators, to highlight areas where improvement is still needed in order to achieve full compliance and to provide an update on progress toward implementing the recommendations from the

Governance Review that was undertaken by the Independent Advisor to the Fund.

14. WORK PLAN /FORWARD PLAN (PAGES 191 - 198)

Report of the of Interim Deputy Chief Executive & Chief Financial Officer to identify topics that will come to the attention of the Committee in the next twelve months and to seek Members input into future agendas.

15. RISK REGISTER REVIEW (PAGES 199 - 208)

Report of the of Interim Deputy Chief Executive & Chief Financial Officer to provide an update on the Fund's risk register and an opportunity for the Committee to further review the risk score allocation.

16. QUARTERLY PENSION FUND UPDATE (PAGES 209 - 222)

Report of the of Interim Deputy Chief Executive & Chief Financial Officer to report the following in respect of the three months to 31st March 2017:

- Investment asset allocation
- Investment performance
- Investment Update

17. QUARTERLY LAPFF ENGAGEMENT (PAGES 223 - 226)

Report of the of Interim Deputy Chief Executive & Chief Financial Officer to provide an update on voting activities on behalf of the Fund.

18. NEW ITEMS OF URGENT BUSINESS

To consider any new items of unrestricted urgent business admitted under agenda item 3.

19. EXCLUSION OF THE PRESS AND PUBLIC

The following items are likely to be the subject of a motion to exclude the press and public from the meeting as it contains exempt information, as defined under Paragraph 3, Part 1, Schedule 12A of the Local Government Act 1972.

20. MULTI ASSET ABSOLUTE RETURN INVESTMENTS (PAGES 227 - 236)

To consider exempt information pertaining to agenda item 8.

21. LOW CARBON INVESTMENTS REVIEW AND ENVIRONMENTAL SOCIAL AND GOVERNANCE (ESG) AND SUSTAINABILITY INDICES REVIEW (PAGES 237 - 298)

To consider exempt information pertaining to agenda item 9.

22. SOCIAL IMPACT INVESTMENT REVIEW (PAGES 299 - 322)

To consider exempt information pertaining to agenda item 10.

23. ACTUARIAL SERVICES CONTRACT (PAGES 323 - 324)

To consider exempt information pertaining to agenda item 12.

24. NEW ITEMS OF EXEMPT URGENT BUSINESS

To consider any new items of exempt urgent business admitted under agenda item 3 above.

Susan John – Principal Committee Coordinator

Tel – 020 84892615

Fax – 020 8881 5218

Email: susan.john@haringey.gov.uk

Bernie Ryan

Assistant Director – Corporate Governance and Monitoring Officer

River Park House, 225 High Road, Wood Green, N22 8HQ

Wednesday, 12 July 2017

This page is intentionally left blank

**MINUTES OF THE MEETING OF THE PENSIONS COMMITTEE
AND BOARD HELD ON MONDAY, 27TH MARCH, 2017, 7.00 -
9.20 pm**

PRESENT:

**Councillors: Clare Bull, John Bevan, Mark Blake, Noah Tucker and
Clive Carter**

Employer/Employee Representatives: Keith Brown and Randy Plowright

62. FILMING AT MEETINGS

The Chair referred Members present to agenda Item 1 as shown on the agenda in respect of filming at this meeting, and Members noted the information contained therein.

63. APOLOGIES FOR ABSENCE

Apologies for absence were received from Cllr Ross, for whom Cllr Carter was substituting.

64. URGENT BUSINESS

A late amendment to the recommendation in the report for agenda item 8, Pensions Administration Report, had been circulated prior to the meeting.

65. DECLARATIONS OF INTEREST AND CONFLICTS OF INTEREST

There were no declarations of interest or conflicts of interest.

66. RECORD OF TRAINING UNDERTAKEN SINCE LAST MEETING

Cllr Bevan, Cllr Blake, Cllr Carter, Cllr Tucker, Keith Brown and Randy Plowright had attended a training session on Infrastructure Debt in advance of the meeting.

Further notification of training received prior to the meeting had been submitted as follows:

Cllr Bevan: P&LSA Pension issues breakfast briefing 16/02/17
London CIV conference 01/03/17

67. MINUTES

Minute 46: Minutes – agreed that the draft email to PIRC would be circulated for information.

Action: Head of Pensions

Minute 51: Quarterly LAPFF Engagement Report – agreed to strengthen the wording relating to looking at possible ways of divesting from unethical investments and actively seeking to invest in projects with a positive social impact.

RESOLVED

That, with the amendment to Minute 51 as set out above, the minutes of the meeting held on 9 February 2017 be approved as a correct record.

68. DRAFT INVESTMENT STRATEGY STATEMENT

The Chair agreed to vary the order of the agenda to take the report on the draft Investment Strategy Statement next.

The Committee considered the report on the draft Investment Strategy Statement, as introduced by John Raisin, Independent Advisor to the Fund. Mr Raisin gave details of the Local Government Pension Scheme (Management and Investment of Funds) Regulations 2016 (the LGPS Investment Regulations 2016) and the implications of these for the Fund. The Committee noted that the new regulations now promoted an Environmental, Social and Governance (ESG) approach, and as an example, Mr Raisin advised of a local authority who had chosen to invest 1% of their fund in a social impact fund.

The Committee asked about the social impact fund investment referred to by Mr Raisin, and whether this investment was only in projects local to that authority. Mr Raisin advised that the projects were not local to the authority, as there would be difficulty in identifying local projects on which you could be sufficiently confident in the returns to justify investment on financial grounds. It was noted that there was nothing to restrict a local authority from making social impact investments on a local level if these were demonstrably prudent on financial grounds, but it would be a challenge to identify suitable investments and would require very high levels of due diligence and consideration in order to ensure that such investment was prudent. The Committee expressed an interest in speaking to other authorities where social impact investments had been made for projects such as social housing, in order to learn more about these possibilities.

Steve Turner, Mercer, advised the Committee that, in line with the new regulations, the Fund's Investment Strategy Statement was now required to include details of risks to the Fund, and was also required to have a statement on the approach to asset pooling.

The Chair advised that a representation had been received from Friends of the Earth in respect of the wording of the draft Investment Strategy Statement and allowed Quentin Given, Friends of the Earth, to briefly address the Committee regarding the

proposed amendment. Mr Given noted that Friends of the Earth welcomed the statement in the Social, Environmental and Corporate Governance Policy (section 5 of the draft strategy) that ‘The Fund believes that further reduction in exposure to fossil fuel industries will reduce risk and secure stronger returns for the fund over the long term’ and proposed the following additional text:

“We will seek to ensure all funds are in low-carbon investments – or positively invested in renewable energy or other green industries – as soon as reasonably possible.

As well as benefitting the Fund, this will encourage other councils and institutions to adopt similar approaches, and so increase momentum to reduce the devastation unrestrained climate change would cause and strengthen the move towards a sustainably prosperous world economy.”

In response to the amendment proposed by Friends of the Earth, Thomas Skeen, Head of Pensions, Mr Turner and Mr Raisin expressed concern regarding the practicality of making a commitment as proposed to moving all funds to low-carbon investments and regarding some of the wording as drafted, although in response to a question from the Chair it was confirmed that there was scope to include some wording around the Fund sharing its experience of ESG investing with other local authority pension funds. It was suggested that the wording of any proposed addition to the strategy be taken away for further consideration and professional advice outside the meeting, for discussion at a future meeting.

The Committee acknowledged the need to give further consideration to any proposed changes to the draft strategy before any changes could be formally agreed, but expressed sympathy with the aims of the proposal from Friends of the Earth and requested a report at the next meeting of the Committee and Board setting out options for giving the Committee a greater ability to divest from unethical investments and for identifying opportunities for positive social impact investing.

The Committee noted that, in order to comply with the regulations, it was necessary to adopt an Investment Strategy Statement at this meeting and therefore proposed that the draft statement as presented in the report be adopted, with work on some amended wording in relation to ESG matters to be undertaken outside the meeting and an updated strategy brought back to a future meeting for agreement. It was also agreed that a report on the Fund’s option in relation to divestment from fossil fuel and other investments considered undesirable from an ESG perspective, and on options for positive social impact investing, be brought to the next meeting of the Committee and Board for consideration.

RESOLVED

- i) That the Committee and Board note the contents of Appendix 1: a summary of the changes to the Local Government Pension Scheme investment regulations, prepared by the fund’s Independent Advisor: John Raisin Financial Services Limited.

- ii) That the Committee and Board note and approve the draft Investment Strategy Statement attached as Appendix 2 of the report.
- iii) That the Committee and Board agree to the Fund committing to becoming a signatory to the Financial Reporting Council (FRC) UK Stewardship Code.

69. PENSION FUND AUDIT PLAN - YEAR TO 31ST MARCH 2017

The Committee and Board considered the report on the Pension Fund Audit Plan, introduced by Thomas Skeen, Head of Pensions. The report from BDO was presented by Kerry Barnes, who set out the key points including materiality, key audit risks - in particular disclosures required for the first time this year due to changes in the guidance, independence of the audit and the audit fee, which the Committee noted was the same as the previous year.

The Committee asked about the requirement to disclose only a percentage of the remuneration of key management personnel, in response to which Ms Barnes advised that this was to reflect the cost charged to the pension fund.

In response to a question from the Committee regarding 'hidden' fees in relation to investment management expenses, Ms Barnes advised that this was an issue that CIPFA and the Pensions Regulator had been looking into; although it was not mandated that such fees be disclosed separately for this year's audit, it was likely that this would be mandated in the following year, and funds were therefore being asked to obtain fee information from Fund Managers for disclosure where possible this year.

RESOLVED

That the report be noted.

70. PENSIONS ADMINISTRATION REPORT

The Committee and Board considered the amended version of the Pensions Administration Report, as circulated in advance of the meeting and admitted as an item of urgent business under agenda item 3. Janet Richards, Pensions Manager, introduced the report, which covered an update on the Pensions Regulator self-assessment tool and the admission of Ategi Ltd as a new employer to the Pension Fund.

Referring to the self-assessment toolkit, the Committee asked whether receiving poor quality or incomplete data was an issue for the Fund and what was being done to address this, if so. Ms Richards advised that there were some issues obtaining data from external fund employers; as set out in the Pensions Administration Strategy Statement, it was noted that the Council had the ability to fine employers, and this was an option that was being considered for when such issues arose in future. The Committee asked for confirmation of whether the option to fine employers related to the submission of data, or whether this was only for late payment of pension contributions and it was agreed that this would be confirmed to Members outside the meeting.

Action: Head of Pensions

RESOLVED

- i) That the Committee and Board note the results of The Pensions Regulator Self Assessment Tool for LGPS schemes attached in Appendix 1.
- ii) That the Committee and Board approve the admission of Ategi Ltd as a new employer to the Pension Fund, subject to their securing a bond or a guarantee from a third party in line with the LGPS regulations, to indemnify the pension fund against any future potential liabilities that could arise.

71. GOVERNANCE REPORT

The Committee and Board considered the quarterly governance report, as introduced by Thomas Skeen, Head of Pensions. The Committee noted that the Fund's score against the Scheme Advisory Board's key performance indicators had increased by 1 since the previous meeting (relating to fund manager performance) and now stood at a 69% achievement rate.

RESOLVED

That the Committee and Board note progress since the last report to the Committee and Board on performance against the Scheme Advisory Board's key indicators and recommendations from the governance review.

72. FORWARD PLAN

The Committee and Board considered the quarterly report on the forward plan, as introduced by Thomas Skeen, Head of Pensions.

The Committee noted that reports on the CQS mandate and the review of Low-Carbon investment options would be added to the forward plan for the agenda for the July meeting of the Committee and Board, and that there would also be either a training session or report at the July meeting on social impact investment – it was agreed that officers and advisors would discuss the best way of taking this forward outside of the meeting.

It was noted that Keith Brown had completed the Pension Regulator's online toolkit and the training record would be updated accordingly.

RESOLVED

That the Committee and Board agree the additions to the forward plan above, and note the work plan and update on member training.

73. RISK REGISTER - REVIEW / UPDATE

The Committee and Board considered the report on the Fund's risk register, introduced by Thomas Skeen, Head of Pensions. It was noted that there had been no

change in the risks since the last meeting, and that the focus of this report was on Accounting and Investments.

The Committee asked about the red rated risk relating to turnover of Committee Members and asked whether there was any merit in proposing that the term of office for Pensions Committee and Board members be longer than a year. It was noted that there may be a risk that people would be deterred from standing for the Committee and Board if this were the case, however it was also felt that people committing to sit on the Committee and Board for a longer period would make it a more effective body. The Committee and Board noted its unique arrangement in having obtained an exemption from Government to operate as a joint body, and the expectation that it would operate to a higher standard as a result. It was agreed that Members would discuss this possibility further outside the meeting.

RESOLVED

- i) That the Committee and Board note the risk register.
- ii) That the Committee and Board note that the area of focus for review at the meeting was 'Accounting' and 'Investments' risks.

74. PENSION FUND QUARTERLY UPDATE

The Committee and Board noted the quarterly Pension Fund update report, as introduced by Thomas Skeen, Head of Pensions. It was noted that the value of the Fund had increased by £49m in the quarter from October to December 2016. In respect of the portfolio allocation, it was noted that the Fund was currently overweight in equities compared with the strategy, however it was expected that the level of equities would decrease as managers drew down to make investments in other asset classes as agreed.

The Committee and Board welcomed the greater context that was provided in this report and noted that, whilst regulations no longer required a quarterly report to be produced, it was best practice to do so.

RESOLVED

That the information provided in respect of the three months to 31st December 2016 be noted.

75. QUARTERLY LAPFF ENGAGEMENT REPORT

The Committee and Board considered the quarterly LAPFF engagement report, as introduced by Thomas Skeen, Head of Pensions. It was noted that in the last quarter LGIM had voted in line with the LAPFF voting recommendation relating to Euromoney, although the outcome of the vote had ultimately gone against this recommendation.

The Committee and Board welcomed the update, and the reassurance that LAPFF guidance was being followed in relation to votes undertaken on behalf of the Fund.

RESOLVED

That the Committee and Board note the report.

76. CONFLICTS OF INTEREST POLICY

The Committee and Board considered the report on the Conflicts of Interest Policy, as introduced by Thomas Skeen, Head of Pensions. It was noted that it was a requirement of the Committee and Board's terms of reference that the Conflicts of Interest policy be reviewed on an annual basis, and that there had been no significant change to the policy since last year. Members were asked to complete their annual conflicts of interest declaration and return these to officers in accordance with the requirements of the policy.

RESOLVED

That the Committee and Board adopt the Conflicts of Interest Policy as set out at Appendix 1 to the report.

77. 2016 TRIENNIAL VALUATION - FINAL RESULTS, AND DRAFT FUNDING STRATEGY STATEMENT (FSS)

The Committee considered the report on the final results of the 2016 Triennial Valuation and the draft Funding Strategy Statement, as introduced by Thomas Skeen, Head of Pensions. It was noted that the final results were in line with the draft results which had been reported to the Committee in November 2016, and that the funding position as reported in the final report had increased to 79%.

In response to a question from the Committee and Board, it was agreed that officers would ask Hymans Robertson to provide information on the level of discount rate that would result in the Fund being assessed as fully funded if applied.

Action: Head of Pensions

It was confirmed that the Council's contribution rate was set to remain the same for the next two years, and would then increase by 1.5% in year 3, 2019/20.

The Committee and Board noted that the outcome of the report was very positive.

RESOLVED

- i) That the Committee and Board note the final results of the triennial valuation of the Fund.
- ii) That the Committee and Board agree the Funding Strategy Statement.

78. FUND ADMINISTRATION SYSTEM CONTRACT

The Committee and Board considered the report on the Pensions Administration System contract, as introduced by Thomas Skeen, Head of Pensions. The Committee

and Board noted that the cost of the proposed contract was less than the current contract.

In response to a question from the Committee and Board, it was reported that AquilaHeywood Ltd were not the only provider of such systems, but did account for the majority of the market, with around 80% of LGPS funds using the proposed system. Benchmarking with neighbouring local authorities had indicated that Haringey was achieving value for money in respect of the costs associated with its Pensions Administration Service.

RESOLVED

- i) That the Pensions Committee and Board approve for the Council to enter into a five year contract with AquilaHeywood for Pensions Administration Systems, commencing 21 April 2017 to 20 April 2022 in accordance with Contract Standing Order (CSO) 3.01b.
- ii) That the contract be procured by a call off from a Framework Agreement set up by Northumberland County Council for pensions administration systems as permitted by CSO 7.01b.
- iii) That the cost of the proposed contract be £132k per annum (subject to indexation) and the total for 5 years be £659k (subject to indexation).

79. CURRENCY HEDGING IMPLEMENTATION PLAN

The Committee and Board considered the report on Currency Hedging Implementation, and the content of the exempt report provided by Mercer. Following on from the discussion at the previous meeting of the Committee and Board, the report set out the proposed passive equity portfolio after implementation of the 50% currency hedge and details of rebalancing to be put in place with LGIM, details of the proposed implementation timetable and options for adopting a 'trigger' to accelerate the currency hedging implementation if breached. The Committee noted that LGIM had agreed to establish a currency hedged shareclass for the MSCI World Low Carbon Target Index fund specifically for the use of the Fund in order to enable the implementation of this strategy.

The Committee and Board expressed some concern regarding the ability of officers to monitor the 'trigger rate' as proposed, and the risk of a breach being overlooked. Officers suggested that this was the most practical arrangement for monitoring of the 'trigger rate' – checking rates could be undertaken as a quick task on a daily basis, and any change in rates approaching or breaching the 'trigger rate' was likely to be widely reported in the news and would therefore be unlikely to be overlooked.

RESOLVED

- i) That the Committee and Board note and agree to the content of Appendix 1 to the report, a currency hedging implementation plan from Mercer, the Fund's Investment Consultant. The plan being to hedge 50% of the Fund's exposure to developed market overseas equity in three tranches over a 2

month period. This utilises the existing relationship with Legal and General Investment Management, to ensure costs are kept to a minimum.

- ii) That the Committee and Board give delegated authority approval to the Chief Operating Officer to speed up the currency hedging implementation, should Sterling fall to the 'trigger rate' of 1.20 compared to the US dollar (a historic low not breached since 1985).

80. REVIEW OF FUND INVESTMENT STRATEGY

The Committee and Board considered the report on the Investment Strategy Review, and the content of the exempt report as introduced by Mercer. The report set out a number of different options for the fund's investment strategy, and also suggested that the issue of liability risk be revisited by the Committee and Board following the completion of the actuarial advisor review process.

The Committee and Board discussed options around Multi-Asset Absolute Return (MAAR), and noted performance relating to two MAAR managers currently available with the London Collective Investment Vehicle (CIV), as well as performance for this asset class more widely. It was noted that these managers were active fund managers, as opposed to passive, and would be expected to achieve overall performance of around cash plus 4% - the difference in fee payable to such managers and the fee for passively-managed equities was noted, but also compared with the respective expected performance outcomes. The Committee and Board expressed an interest in this area, and it was suggested that a meeting be set up for members of the Committee and Board to meet with the managers available with the CIV on an informal basis.

The Committee and Board considered the infrastructure debt allocation; it was noted that this was likely to remain underweight compared to target, and the Committee and Board considered options for addressing this position. Of the options proposed, the Committee and Board expressed a preference to top up the CQS Multi-Asset Credit portfolio, a benefit of which was that the instruction could be implemented immediately.

The Committee and Board looked at ESG considerations. It was noted that compared with other funds, the Fund was very advanced in its consideration of such matters, and further options for developing this approach included investing in an active global sustainability equity strategy, considering an ESG index as the benchmark for the core passive equity exposure and investing in strategies designed to have a positive social impact as well as strong financial returns. It was noted that a separate report on positive social impact investment opportunities would be brought back to the next meeting of the Committee and Board for consideration. The Committee expressed an interest in considering an ESG index for the passive equity exposure, and requested performance information and further details in relation to this option.

RESOLVED

- i) That the Committee and Board consider the proposals outlined by Mercer in appendix 1 to the report.

- ii) That the Committee and Board agree to implement the proposal to reduce the benchmark allocation to Allianz to 3% and increase the strategic allocation to the CQS Multi-Asset Credit Strategy to 7%, with rebalancing from the current overweight equity portfolio.
- iii) That further information be brought to the next meeting of the Committee and Board with regard to ESG indices for the passive equity portfolio, and on opportunities for social impact investing.
- iv) That members of the Committee and Board be provided with an opportunity to meet with the MAAR fund managers available with the London CIV, prior to the next formal meeting of the Committee and Board.

81. NEW ITEMS OF URGENT BUSINESS

There were no new items of unrestricted urgent business.

82. EXCLUSION OF THE PRESS AND PUBLIC

83. FUND ADMINISTRATION SYSTEM CONTRACT

The Committee and Board noted the exempt information in relation to this report.

84. CURRENCY HEDGING IMPLEMENTATION PLAN

The Committee and Board noted the exempt information in relation to this report.

85. REVIEW OF FUND INVESTMENT STRATEGY

The Committee and Board considered exempt information in relation to this report.

86. NEW ITEMS OF EXEMPT URGENT BUSINESS

There were no new items of exempt urgent business.

The meeting closed at 9.20pm.

CHAIR:

Signed by Chair

Date

Report for: Pensions Committee and Board 20th July 2017

Item number:

Title: Pensions Administration Report

Report authorised by : Tracie Evans, Deputy Chief Executive

Lead Officer: Janet Richards – Pensions Manager,

☎ 020 8489 3824

✉ janet.richards@haringey.gov.uk

Ward(s) affected: Not applicable

**Report for Key/
Non Key Decision:** Not applicable

1. Describe the issue under consideration

1.1. This report presents details of four new admissions to the pension fund, and notification of the potential merger of the College of Haringey, Enfield and North East London with the Capital City College Group.

2. Cabinet Member Introduction

2.1. Not applicable

3. Recommendations that members:

3.1. Approve the admission of Hillcrest Cleaning Ltd as a new employer to the Pension Fund, subject to their securing a bond or a guarantee from a third party in line with the LGPS regulations, to indemnify the pension fund against any future potential liabilities that could arise.

3.2. Approve the admission of Pabulum as a new employer to the Pension Fund, subject to their securing a bond or a guarantee from a third party in line with the LGPS regulations, to indemnify the pension fund against any future potential liabilities that could arise.

3.3. Approve the admission of Hertfordshire Catering Ltd as a new employer to the Pension Fund, subject to their securing a bond or a guarantee from a third party in line with the LGPS regulations, to indemnify the pension fund against any future potential liabilities that could arise.

3.4. Approve the admission of ISS World Ltd as a new employer to the Pension Fund, subject to their securing a bond or a guarantee from a third party in line with the LGPS regulations, to indemnify the pension fund against any future potential liabilities that could arise

3.5. Note the potential merger of the College of Haringey, Enfield and North East London with the Capital City College Group with a potential transfer date of 1 November 2017. The CONEL board decided, as part of the proposed merger, to transfer its Local Government Pension Scheme pensions funds from the London Borough of Haringey

scheme into the London Pension Funds Authority. All assets and liabilities will transfer with the college if the transfer takes place, so Haringey Pension Fund will not be disadvantaged or left with a historic deficit from the college.

4. Reason for decision

New Admission Body to the Fund

- 4.1. Stroud Green Primary School has tendered its cleaning service and the successful bidder was Hillcrest Cleaning Ltd. It is proposed that Hillcrest Cleaning Ltd be admitted to the Haringey Pension Scheme as an Admission Body in relation to the provision of the Cleaning Service for Stroud Green Primary School, subject to Hillcrest Cleaning Ltd entering into an admission agreement with the Council so that those eligible employees can remain within the Haringey Pension Fund.
- 4.2. Northumberland Park Community School has tendered its catering service and the successful bidder was Hertfordshire Catering Ltd. It is proposed that Hertfordshire Catering Ltd be admitted to the Haringey Pension Scheme as an Admission Body in relation to the provision of the catering Service for Northumberland Park Community School, subject to Hertfordshire Catering Ltd entering into an admission agreement with the Council so that those eligible employees can remain within the Haringey Pension Fund.
- 4.3. North Harringay Primary School has tendered its catering service and the successful bidder was Pabulum Catering Ltd. It is proposed that Pabulum Catering Ltd be admitted to the Haringey Pension Scheme as an Admission Body in relation to the provision of the catering Service for North Harringay Primary School, subject to Pabulum Catering Ltd entering into an admission agreement with the Council so that those eligible employees can remain within the Haringey Pension Fund.
- 4.4. West Green School has tendered its catering service and the successful bidder was ISS Catering. It is proposed that ISS Catering be admitted to the Haringey Pension Scheme as an Admission Body in relation to the provision of the catering Service for West Green School, subject to ISS Catering entering into an admission agreement with the Council so that those eligible employees can remain within the Haringey Pension Fund.
- 4.5. That an admission agreement satisfactory to the Council, be entered into - in respect of each of the service contracts and that the agreements are closed agreements, as such that new members can not be admitted.
- 4.6. Under the LGPS, if a body is an admission body as defined by the Regulations; the administering authority enter into an admission agreement with that admitted body. The admitted body's employees which have transferred over and providing the service will be eligible for membership of the Scheme if designated under the terms of the agreement. An admitted body will provide a service in connection with the exercise of a function of a Scheme employer as a result of the transfer of the service or assets by means of a contract or another arrangement.

College Transfer

4.7. The Capital City College group is roughly double the size of the CONEL, and thus it is expected under LGPS regulations that after the merger takes place between the two colleges, members will transfer from Haringey's LGPS fund into the Capital City College Group's LGPS fund (which is the LPFA).

5. Alternative options considered

Not applicable

6. Background information:

- 6.1. Stroud Green Primary School has tendered its cleaning service, which will transfer to Hillcrest Cleaning Ltd on 1 June 2017. Four staff will be TUPE transferred; three are members of the LGPS. The admission agreement will be closed and only the TUPE transferred staff can participate in the LGPS. The contract length is 2 years. Staff are required to work no less than 50% of their time on the contract. The actuary has calculated that Hillcrest Cleaning Ltd will pay a rate of 33.5% for employers pension contributions.
- 6.2. The admission to Haringey Pension Fund will be conditional upon Hillcrest Cleaning Ltd securing a bond or guarantor which will indemnify the Pension Fund should Hillcrest Cleaning fail to pay across any amounts due to the pension fund over the course of the contract.
- 6.3. Northumberland Park Community School has tendered its catering service, which will transfer to Hertfordshire Catering Ltd on 1 April 2017. Six staff will be TUPE transferred; they are all members of the LGPS. The admission agreement will be closed and only the TUPE transferred staff can participate in the LGPS. The contract length is 4 years. Staff are required to work no less than 50% of their time on the contract. The actuary has calculated that Hertfordshire Catering Ltd will pay a rate of 33.2% for employers pension contributions.
- 6.4. The admission to Haringey Pension Fund will be conditional upon Hertfordshire Catering Ltd (HCL) securing a bond or guarantor which will indemnify the Pension Fund should HCL fail to pay across any amounts due to the pension fund over the course of the contract
- 6.5. North Haringay Primary School has tendered its catering service, which transferred to Pabulum Ltd on 1 May 2017. Three staff will be TUPE transferred; they are all members of the LGPS. The admission agreement will be closed and only the TUPE transferred staff can participate in the LGPS. The contract length is 2 years. Staff are required to work no less than 50% of their time on the contract. The actuary has calculated that Pabulum Ltd will pay a rate of 34.6% for employers pension contributions.
- 6.6. The admission to Haringey Pension Fund will be conditional upon Pabulum Ltd securing a bond or guarantor which will indemnify the Pension Fund should Pabulum fail to pay across any amounts due to the pension fund over the course of the contract
- 6.7. West Green School has tendered its catering service, which will transfer to ISS Catering, the transfer will take place to ISS Catering on 1 September 2017. Three staff will be TUPE transferred; they are all members of the LGPS. The admission agreement will be closed and only the TUPE transferred staff can participate in the LGPS. The contract

length is 2 years. Staff are required to work no less than 50% of their time on the contract. The actuary has been asked to calculate the employers pension contribution rate.

- 6.8. The admission to Haringey Pension Fund will be conditional upon ISS Catering securing a bond or guarantor which will indemnify the Pension Fund should ISS Catering fail to pay across any amounts due to the pension fund over the course of the contract.

College transfer

- 6.9. The College of Haringey, Enfield and North East London (CONEL), if merging with the Capital City College group: and is aiming for a pensions transfer date of 1 November 2017. All of the active, deferred and pensioner members for the college would transfer from the Haringey Fund, to the LPFA fund. As all membership would be transferring, all assets and liabilities belonging to the fund will transfer to the LPFA: the transfer will therefore not negatively impact upon Haringey's overall funding position.

- 6.10. In order to carry out a transfer of all membership from Haringey to the LPFA, a 'Directions Order' must be sought from the Secretary of State for Communities and Local Government. CONEL has sought legal advice regarding this, and will be carrying out the application for a Directions Order. It is not thought likely that this application would be denied.

7. Contribution to strategic outcomes

Not applicable

8. Statutory Officers' comments (Chief Finance Officer (including procurement), Assistant Director of Corporate Governance, Equalities)

Chief Finance Officer

- 8.1. Should any new employer be admitted to the Pension Fund without proper indemnity in place: i.e. a bond or guarantor, then this opens up the fund to the risk that the new employer should become insolvent and employer contributions or a pensions deficit would not be paid across to the fund. If this case were to arise, any deficit or liabilities would then be apportioned amongst the other employers in the fund: clearly a situation to be avoided.

- 8.2. There are a number of new admissions to the fund that are proposed in this report: each one of the new admissions is done on the basis that they will only be admitted if a bond or suitable guarantee is provided: these new admissions are therefore supported.

- 8.3. The transfer of all membership of the College of Haringey, Enfield and North East London to the LPFA will mean transferring all assets which are attributable to this employer, along with all of the liabilities and any pensions deficit. The rationale for the transfer direction to be from Haringey's fund to the LPFA is clear and in line with the LGPS regulations as the Capital City College Group is roughly double the size of CONEL.

8.4. In line with the LGPS regulations, the asset share attributable to the college will be revalued up to the actual transfer date and this will take into account financial market conditions on and up to the date of transfer. The value of the asset transfer amount will be agreed by both Haringey's actuary and the LPFA fund actuary prior to transfer.

Assistant Director of Corporate Governance

8.5 The Committee is being asked to approve a number of entities to admitted body status. Under Regulation 3 of the Local Government Pension Scheme Regulations 2013 the employees involved are eligible to remain members of the Haringey Pension Fund if the employer has entered into an Admission Agreement. The Admission Agreements are to be closed agreement. Where a "pass through arrangement" has been agreed no bond/ indemnity or guarantee will be provided.

9. Use of Appendices

Not applicable

10. Local Government (Access to Information) Act 1985

Not Applicable

This page is intentionally left blank

Report for: Pensions Committee and Board 20th July 2017

Item number:

Title: Multi Asset Absolute Return Investments

Report authorised by: Tracie Evans, Deputy Chief Executive (CFO and S151 Officer)

Lead Officer: Thomas Skeen, Head of Pensions
thomas.skeen@haringey.gov.uk 020 8489 1341

Ward(s) affected: N/A

**Report for Key/
Non Key Decision:** Non Key decision

1. Describe the issue under consideration

- 1.1. At the 27 March Pensions Committee and Board meeting, the committee agreed to hold an interim meeting for training and educational purposes regarding multi asset absolute return investment strategies. This half day of training was held on 6 July, and featured training from the Fund's independent advisor, as well as four presentations from the multi asset absolute return managers who have been appointed by the London Collective Investment Vehicle (London CIV).
- 1.2. This meeting was held following an investment strategy review by Mercer, the Fund's Investment Consultant, which recommended that the Fund decrease its exposure to listed equity, and instead introduce a new allocation to a multi asset absolute return investment strategy, with the aim of reducing potential future volatility of the fund's assets, and following the recent rise in the fund's funding level.
- 1.3. This report brings back a report from Mercer (attached in the exempt part of this report Appendix 1), which highlights the rationale behind their recommendation to introduce a new multi asset absolute return investment strategy. The Committee and Board will be asked to make a formal decision about whether to alter the fund's investment strategy to incorporate this in this meeting.

2. Cabinet Member Introduction

- 2.1. Not applicable.

3. Recommendations

- 3.1. That the Committee and Board consider the report and recommendation outlined by Mercer in Confidential Appendix 1: namely to decrease the Fund's exposure to listed equity by 7.5%, and to introduce new allocation in the fund's investment strategy for 7.5% to a multi asset absolute return strategy.
- 3.2. It is recommended that the Committee and Board debate and discuss this issue, and after this, take one of the following decisions:
 - Option 1: to take no action and make no changes to the investment strategy: thereby agreeing not to introduce a multi asset absolute return strategy and agreeing to pursue this idea no further.
 - Option 2: to decrease the allocation to listed equity by 7.5%, and introduce new allocation in the fund's investment strategy for 7.5% to a multi asset absolute return strategy, subject to the fund actuary confirming that expected returns will remain consistent with the funding plan.
- 3.3. If the Committee and Board undertakes 'Option 2' above, it is further recommended:
 - 3.3.1 That the Committee and Board agrees to hold a formal fund manager selection meeting with multi asset absolute return managers available on the London CIV: this meeting would be attended by members of the Committee and Board, officers, the fund's independent advisor and investment consultant; and
 - 3.3.2 That the Committee and Board grants delegated authority to the Chief Financial Officer to appoint a multi asset absolute return fund manager based on the outcome of the fund manager selection meeting and the recommendation of those who attend this meeting.

4. Reason for Decision

- 4.1. The fund has experienced large gains over the past 12 months from the buoyancy of equity markets (and the devaluation of Sterling). This has significantly boosted the fund's funding level. Mercer has reviewed the fund's investment strategy, and has made the recommendation regarding multi asset absolute return investments to reduce the volatility of the fund's investments.

5. Other options considered

- 5.1. None.

6. Background information

- 6.1. The most important investment role for the Committee and Board is the setting of an asset allocation strategy. This is the desired allocation to the various asset classes e.g. equities, bonds, property, cash etc. Different asset allocations will have different expected outcomes in terms of future returns and also the predictability of returns.
- 6.2. In setting the current strategy that has a high allocation to equities, whose values have a strong correlation with economic growth, the Committee and Board is focused on funding the promised benefits primarily from investment returns while seeking to minimise / stabilise employer contributions. The Committee and Board is required to keep the strategy under review considering the impact of funding levels and market conditions.
- 6.3. Following the most recent triennial valuation of the pension fund, Mercer conducted an investment review, where they recommended an allocation of 7.5% of the fund's assets to a multi asset absolute return strategy. The basis for this recommendation was to bank some of the returns that the fund has enjoyed in recent years from rising equity markets, and to transfer funds into a strategy that still has growth potential, but should display less volatility than the current allocation to listed equity. This would be a move to 'de-risk' following an improvement in the fund's funding level, (as at March 2017 this was estimated to be around 85% funded).

7. Contribution to Strategic Outcomes

- 7.1. None.

8. Statutory Officers comments (Chief Finance Officer (including procurement), Assistant Director of Corporate Governance, Equalities)

Finance and Procurement

- 8.1. The Fund has enjoyed strong returns in recent years primarily from rising equity valuations. The Pension Committee and Board's responsibility is to look to the long term when setting an investment strategy, ensuring an appropriate degree of diversification.
- 8.2. The report from Mercer recommends an allocation to a multi asset absolute return strategy to mitigate the volatility that the fund's equity investments display. Over the past year, this volatility has benefited the fund significantly as equity valuations have grown, however these gains could be reversed at some point if there is a significant stock market correction or fall.

- 8.3. This volatility is inherent to the equity asset class, and this risk is borne by the fund because of the growth potential of equity as an asset class: the allocation to equity is necessary to improve the funding level of the fund with the aim of reaching a 100% funding position.
- 8.4. Any investments made by the pension fund must be consistent with a long term view. Short term, reactive decision making would clearly be inappropriate for an institutional investor such as the pension fund which will be paying pension benefits to members many decades into the future.
- 8.5. Before any new fund managers, asset classes or investment strategies are introduced to the pension fund, proper due diligence will be undertaken, and sound professional advice will be sought. Officers will ensure that the Pensions Committee and Board receive adequate and appropriate training on any new investment techniques or asset classes prior to these being undertaken by the pension fund.
- 8.6. As part of the regular triennial valuation process, it is best practice to review the Fund's investment strategy: this is part of this process.

Legal

- 8.7 The Council as administering authority for the Haringey Pension Fund has the power to invest fund monies as set out in Local Government Pension Scheme (Management & Investment Funds) Regulations 2016.
- 8.8 Any changes to the allocations must comply with the Pension Fund Investment Strategy Statement. There are no legal implications in respect of the recommendation.

Equalities

- 8.9 There are no equalities issues arising from this report

9. Use of Appendices

- 9.1. Confidential Appendix 1 – Multi Asset Absolute Return Investments

10. Local Government (Access to Information) Act 1985

- 10.1. Not applicable.

Report for: Pensions Committee and Board 20th July 2017

Item number:

Title: Low Carbon Investments Review and Environmental Social and Governance (ESG) and Sustainability Indices Review

Report authorised by: Tracie Evans, Deputy Chief Executive (CFO and S151 Officer)

Lead Officer: Thomas Skeen, Head of Pensions
thomas.skeen@haringey.gov.uk 020 8489 1341

Ward(s) affected: N/A

**Report for Key/
Non Key Decision:** Non Key decision

1. Describe the issue under consideration

- 1.1. At the 27 March Pensions Committee and Board meeting, the committee agreed to commission a review of the pension fund's low carbon investment strategy for developed market equities, which would be conducted by the fund's Investment Consultant: Mercer.
- 1.2. At the 27 March Pensions Committee and Board meeting, the committee also agreed to commission a review of Environmental, Social and Governance (ESG) and sustainability indices, which could potentially be utilised for the pension fund's passively managed equity portfolio. This review has been conducted by the fund's Investment Consultant: Mercer.
- 1.3. This report brings back 2 reports from Mercer (attached in the exempt part of this report Appendices 1 and 2). The low carbon review report highlights possible changes to the fund's investment strategy, which committee members are encouraged to debate and consider in the committee meeting. The ESG report details the wide variety of approaches that leading index providers take to the construction of ESG indices, along with key issues for the Committee and Board members to consider further in the meeting.

2. Cabinet Member Introduction

- 2.1. Not applicable.

3. Recommendations

- 3.1. That the Committee consider the report and recommendations outlined by Mercer in Confidential Appendices 1 and 2.

Low Carbon Investments Review

- 3.2. That the Committee considers the options set out in recommendation 3.3 below and decide whether they wish to increase further the allocation of the Fund's passive developed market equity portfolio from the current 33.3% invested in a low carbon indexed fund. This discussion must be taken in context with the other discussion around ESG indices items at the committee meeting around the fund's investment strategy.

ESG indices Review

- 3.3. That the Committee and Board note the dispersion in approaches taken by providers who construct ESG indices, as well as the potential volatility that such an index may display compared to the standard market benchmark. The Committee and Board should also note the additional fees that an ESG indexed fund is likely to generate.

Options for Consideration:

- 3.4. Broadly, the options that the Committee and Board may consider are:
 - Option 1: to take no action and make no changes to the investment strategy: maintaining the current allocation of 33.3% of developed market equity in a low carbon indexed fund, and deciding not to pursue ESG indices any further at this stage.
 - Option 2: to increase the allocation of developed market equity to a low carbon strategy from 33.3% to 50.0%, and to decide not to pursue ESG indices any further at this stage.
 - Option 3: the Committee could also increase the allocation to a low carbon strategy to a larger percentage than 50.0% of developed market equity, if they feel that they do not wish to pursue ESG indices any further at this stage.
 - Option 4: if the Committee and Board feel that the argument for the inclusion of an ESG index tracking fund is one which is compelling, then they could agree to meet with some of the leading index providers to further the Committee and Board's knowledge base in this area, prior to making any changes to the fund's investment strategy. This could be done in conjunction with either an increase of the allocation to the low carbon mandate to 50.0%, or by keeping this at the same level 33.3%.

4. Reason for Decision

- 4.1. The fund has a commitment to investing in a manner which not only secures sufficient returns to meet the fund's strategy to increase the overall funding level, but which also takes serious consideration of ESG factors. Mercer has produced a review of the fund's current low carbon strategy, including historic performance data in order to provide

an evidence base for the Committee and Board to consider when making this decision. Mercer has also produced a review of ESG and sustainability indices which currently exist and which could be utilised for the fund's passively invested equity portfolio.

5. Other options considered

5.1. None

6. Background information

- 6.1. The most important investment role for the Committee and Board is the setting of an asset allocation strategy. This is the desired allocation to the various asset classes e.g. equities, bonds, property, cash etc. Different asset allocations will have different expected outcomes in terms of future returns and also the predictability of returns.
- 6.2. In setting the current strategy that has a high allocation to equities, whose values have a strong correlation with economic growth, the Committee and Board is focused on funding the promised benefits primarily from investment returns while seeking to minimise / stabilise employer contributions. The Committee and Board is required to keep the strategy under review considering the impact of funding levels and market conditions.
- 6.3. The Fund has previously allocated a third of its developed market equity portfolio to a low carbon index tracking fund: thereby maintaining the exposure to equities as a growth asset class, whilst also investing in a responsible and sustainable manner. Mercer's report gives a review of the low carbon approach and highlights the current strategy utilised along with other approaches such as alternate low carbon indices.
- 6.4. The ESG Indices report from Mercer investigates the possibility of undertaking a similar approach to investing in an index which is focussed on wider ESG or sustainability issues. The low carbon mandate is primarily focussed on 'E' or environmental issues, whereas investing via a passively managed ESG fund would address both 'S' (social) and 'G' (governance) issues in addition to this.
- 6.5. Mercer's report gives a review of some of the ESG indices available. The report highlights the disparity in approaches taken by different index providers, as well as the increased volatility that these indices can display compared to the overall market which they track. In addition, the report highlights the additional fees that would be generated through the use of an ESG index.

7. Contribution to Strategic Outcomes

7.1. None.

8. Statutory Officers comments (Chief Finance Officer (including procurement), Assistant Director of Corporate Governance, Equalities)

Finance and Procurement

- 8.1. The Fund has enjoyed strong returns in recent years primarily from rising equity valuations. The Pension Committee and Board's responsibility is to look to the long term when setting an investment strategy, ensuring an appropriate degree of diversification.
- 8.2. The report from Mercer highlights that the low carbon approach has secured returns that are very closely correlated to overall market performance (and in fact are slightly higher in the medium term): therefore altering the current investment strategy by increasing the allocation to low carbon, should not adversely affect the Fund's investments.
- 8.3. Whilst commitment to ESG issues is clearly a key consideration for Haringey Pension Fund, the overriding aim of the fund's investment strategy must be to improve the funding position with the aim of reaching fully funded status, whilst maintaining stability of employer contributions. Any future changes to the Fund's investment strategy must be consistent with these principles.
- 8.4. Before any new fund managers or asset classes are introduced to the pension fund, proper due diligence will be undertaken, and sound professional advice will be sought. Officers will ensure that the Pensions Committee and Board receive adequate and appropriate training on any new investment techniques or asset classes prior to these being undertaken by the pension fund.
- 8.5. The report from Mercer highlights the increased volatility that could be experienced via the inclusion of an ESG tracking indexed fund within the fund's portfolio. Whilst equity is an inherently volatile asset class which has been selected due to the growth potential for the fund, there is a risk that investing in an ESG index tracking fund would result in overall lower returns for the fund over the long term. Whilst the Committee and Board will not be making a decision to change the fund's asset allocation in this meeting, this volatility is something that will require due consideration should the Committee and Board wish to pursue ESG indices further.
- 8.6. As part of the regular triennial valuation process, it is best practice to review the Fund's investment strategy: this is part of this process.

Legal

8.7 The Council as administering authority for the Haringey Pension Fund has the power to invest fund monies as set out in Local Government Pension Scheme (Management & Investment Funds) Regulations 2016.

8.8 Any changes to the allocations must comply with the Pension Fund Investment Strategy Statement. There are no legal implications in respect of the recommendation.

Equalities

8.5 There are no equalities issues arising from this report

9. Use of Appendices

9.1. Confidential Appendix 1 – Low Carbon Investments Review

9.2. Confidential Appendix 2 – ESG and Sustainability Indices Review

10. Local Government (Access to Information) Act 1985

10.1. Not applicable.

This page is intentionally left blank

Report for: Pensions Committee and Board 20th July 2017

Item number:

Title: Social Impact Investments Review

Report authorised by: Tracie Evans, Deputy Chief Executive (CFO and S151 Officer)

Lead Officer: Thomas Skeen, Head of Pensions
thomas.skeen@haringey.gov.uk 020 8489 1341

Ward(s) affected: N/A

**Report for Key/
Non Key Decision:** Non Key decision

1. Describe the issue under consideration

- 1.1. At the 27 March Pensions Committee and Board meeting, the committee agreed to commission a paper from the Fund's investment consultant, Mercer, dealing with the subject of social impact investing.
- 1.2. This report brings back a report from Mercer which gives a comprehensive overview of social impact investing.

2. Cabinet Member Introduction

- 2.1. Not applicable.

3. Recommendations

- 3.1. That the committee consider the report and recommendations outlined by Mercer in Confidential Appendix 1, namely:
 - To agree to focus the attention of the Committee and Board specifically on private equity and real estate as potential asset classes for social impact investment going forwards.
 - To agree to arrange an interim half day or evening training session for members of the Committee and Board, to meet with some social impact investment fund managers, as the Committee and Board begins to build up a knowledge base in this area in order to consider investment in the future. The aim would be to hold this meeting in September or October.
 - Following this interim meeting, to agree that a further report on the social impact investing topic be presented to the November Pensions Committee and Board meeting.

4. Reason for Decision

- 4.1. The fund has a commitment to investing in a manner which not only secures sufficient returns to meet the fund's strategy to increase the overall funding level, but which also takes serious consideration of ESG factors.

5. Other options considered

- 5.1. None

6. Background information

- 6.1. The most important investment role for the Committee and Board is the setting of an asset allocation strategy. This is the desired allocation to the various asset classes e.g. equities, bonds, property, cash etc. Different asset allocations will have different expected outcomes in terms of future returns and also the predictability of returns.
- 6.2. The current investment strategy has a clear commitment to ESG issues, with the inclusion of low carbon equity and renewable energy mandates. Going forward, the Committee and Board wish to explore the area of social impact investing further, and have commissioned a paper on this subject from the Fund's Investment Consultant: Mercer.
- 6.3. Mercer's report gives an overview of social impact investment opportunities, as well as potential barriers and a recommendation as to how the Committee and Board should proceed with this strand of work.

7. Contribution to Strategic Outcomes

- 7.1. None.

8. Statutory Officers comments (Chief Finance Officer (including procurement), Assistant Director of Corporate Governance, Equalities)

Finance and Procurement

- 8.1. The report from Mercer highlights the difficulty of finding investments of suitable scale and likely returns in this area. Whilst commitment to ESG issues is clearly a key consideration for Haringey Pension Fund, the overriding aim of the fund's investment strategy must be to improve the funding position with the aim of reaching fully funded status, whilst maintaining stability of employer contributions. Any future changes to

the Fund's investment strategy must be consistent with these principles.

- 8.2. Before any new fund managers or asset classes are introduced to the pension fund, proper due diligence will be undertaken, and sound professional advice will be sought. Officers will ensure that the Pensions Committee and Board receive adequate and appropriate training on any new investment techniques or asset classes prior to these being undertaken by the pension fund.
- 8.3. The paper from Mercer does not recommend any specific actions to be taken at this stage, such as changes to be made to the investment strategy, or fund managers to be appointed. The report is an initial paper, seeking to channel to efforts of the Committee and Board with the suggestion to focus primarily on real estate and private equity as the asset classes to be considered in this space going forwards. As the idea of social impact investing is currently at an exploratory stage for the Committee and Board, it is a logical first step to identify asset classes which would be appropriate for the fund's investment strategy.

Legal

- 8.4 The Council as administering authority for the Haringey Pension Fund has the power to invest fund monies as set out in Local Government Pension Scheme (Management & Investment Funds) Regulations 2016.
- 8.5 Any changes to the allocations must comply with the Pension Fund Investment Strategy Statement. There are no legal implications in respect of the recommendation.

Equalities

- 8.6 There are no equalities issues arising from this report

9. Use of Appendices

- 9.1. Confidential Appendix 1 – Low Carbon Investments Review

10. Local Government (Access to Information) Act 1985

- 10.1. Not applicable.

This page is intentionally left blank

Report for: Pensions Committee and Board 20th July 2017

Item number:

Title: 2016/17 Draft Annual Pension Fund Accounts and Annual Report

Report authorised by: Tracie Evans, Deputy Chief Executive (CFO and S151 Officer)

Lead Officer: Thomas Skeen, Head of Pensions
thomas.skeen@haringey.gov.uk 020 8489 1341

Ward(s) affected: N/A

**Report for Key/
Non Key Decision:** Non Key decision

1. Describe the issue under consideration

- 1.1. This report presents the draft Pension Fund Annual Report and Accounts for 2016/17. The audited accounts will be presented to the Pensions Committee and Board in September once the audit has been completed.
- 1.2. The Pension Fund Annual Report includes various key policy statements, which are reviewed regularly. Committee and Board members are asked to note and approve the refreshed versions of the Fund's Governance and Compliance Statement, and Communications Policy.

2. Cabinet Member Introduction

- 2.1. Not applicable.

3. Recommendations

- 3.1. That the Committee note the content of the draft annual report and accounts.
- 3.2. That the Committee and Board approve the refreshed versions of the Governance and Compliance statement and Communications policy which are included as Appendices 2 and 4 to the Annual Report.

4. Reason for Decision

4.1. None.

5. Other options considered

5.1. None.

6. Background information

6.1. The Local Government Pension Scheme Administration Regulations 2008 require local government pension funds to produce an annual report every year to be published by 1st December following the year end. One of the key components of the annual report is the audited pension fund accounts for the year. The pension fund accounts are also still required to be part of the Council's main accounts, even though they are audited separately. The deadline for the publication of the Council's audited accounts is 30th September each year.

6.2. At the Pensions Committee and Board meeting on 27th March 2017, BDO, the Council's auditors, presented their plan detailing how they would undertake the audit of the 2016/17 accounts.

7. Contribution to Strategic Outcomes

7.1. None.

8. Statutory Officers comments (Chief Finance Officer (including procurement), Assistant Director of Corporate Governance, Equalities)

Finance and Procurement

8.1. The comments of the Chief Financial Officer have been incorporated in the main text of the report.

Legal

8.2. As the report confirms the Authority is required to publish a pension fund annual report in a specific format annually on or before 1 December of the year following the year end to which the annual report relates. Regulation 57 of the Local Government Pension Scheme Regulations 2013 sets out this requirement.

Equalities

8.3. There are no equalities issues arising from this report.

9. Use of Appendices

9.1. 2016/17 Draft Annual Pension Fund Report and Accounts.

10. Local Government (Access to Information) Act 1985

10.1. Not applicable.

This page is intentionally left blank



DRAFT Annual Pension Fund Report and Accounts

For the year ended 31 March 2017

Contents

Introduction.....	3
Management and Financial Performance Report	5
Governance Arrangements.....	6
Service Delivery	8
Pension Fund Advisers	9
Management Report for 2016/17	11
Membership.....	12
Investment Policy and Performance Report	16
Investment Strategy	17
Responsible Investment.....	19
Fund Managers.....	20
Investment Performance	22
Market Developments 2016/17	24
Scheme Administration Report	27
Local Government Pension Scheme.....	28
Administration Service Delivery	28
Communications Policy	30
Pensions Administration Strategy.....	31
Actuarial Funding Report	32
Funding Position.....	33
Funding Strategy Statement.....	35
Statement of Fund Actuary	36
Financial Report	38
Chief Financial Officer's Responsibilities.....	39
Statement of the Chief Financial Officer	39
Appendices.....	40

Introduction

Haringey Council presents its Annual Report and Accounts of the Haringey Local Government Pension Fund for the year ended 31st March 2017.

The Local Government Pension Scheme is a defined benefit Pension Scheme and was established on 1st April 1965. The Scheme is a Registered Pension Scheme under Chapter 2 of Part IV of the Finance Act 2004 and is contracted-out of the State Second Pension (S2P). It is a national scheme run locally by councils nominated as “Administering Authorities”.

Haringey Council is the Administering Authority in the Haringey area and runs the Scheme to provide retirement benefits to all eligible employees of Haringey Council and other eligible organisations in the Haringey area. More detail about these organisations can be found in the Membership section on page 12. The Management report on page 11 provides information about how the scheme is run. The Scheme’s registration number is 00329316RX.

Scheme Rules

The benefits payable in respect of service from 1st April 2014 are based on career average revalued earnings and the number of years of eligible service. Pensions are increased each year in line with the Consumer Price Index. For service prior to April 2014 benefits are based on final salary and years of service. Other than in accordance with legislative requirements, there were no increases to benefits in payment in the year. The Administration report on page 28 provides details about the administration of the Scheme.

Membership

There were 6,167 active members (2016: 6,229), 8,769 (2016: 8,519) deferred members, and 7,508 (2016: 7,304) pensioners and dependents receiving benefits. More details can be found in the Membership section on page 12.

Financial position

The financial statements and notes in Appendix 1 show that the value of the Fund's assets increased by £261m to £1,307m as at 31 March 2017. The most significant factor in the increase in the value of the fund was due to the strong equity market performance over the year and the relative gain on holdings denominated in foreign currencies following the decline in the value of Sterling after the vote to exit the European Union in the summer of 2016.

Investments

During the year the rate of return on the Fund's investments was 25.46%. This was 0.67% above the Fund's target of 24.79% for the year. The Fund participates in a benchmarking group maintained by the Pensions and Investment Research Consultants (PIRC): around two thirds of all LGPS Funds take part in this benchmarking group. Over the course of 2016/17, Haringey's investment performance was the second highest out of all the fund's which took part in this benchmarking. Haringey's performance was also the second highest over the rolling three year period which ended on 31 March 2017. More details of the investment strategy and the performance can be found on page 17.

Funding position

The last formal valuation of the funding position took place as at 31st March 2016, when the funding level was 79%. Details can be found in the Funding report on page 33. The next formal valuation will be carried out as at 31st March 2019.

Management and Financial Performance Report

- Governance Arrangements
- Service Delivery
- Pension Fund Advisers
- Management report for 2016/17
- Membership

Governance Arrangements

Haringey Council in its role as Administering Authority delegated responsibility for administering the Pension Scheme to the Pensions Committee and Board during the year. Details of the individuals who served on the Pensions Committee and Board during 2016/17 are shown below.

The terms of reference for Pensions Committee and Board are set out in the Council's constitution. The committee fulfils the duties required by regulations for the Council to operate a Pensions Board. The Committee and Board consists of elected Councillors, with full voting rights and employer and employee representatives. Councillors are selected by their respective political Groups and their appointment was confirmed at a meeting of the full Council. They were not appointed for a fixed term but the membership is reviewed regularly by the political groups. The other representatives were appointed by their peer groups. The membership of the Committee during the 2016/17 year was:

Councillor Clare Bull	Chair
Councillor John Bevan	Vice Chair
Councillor Mark Blake	
Councillor Gideon Bull	
Councillor Viv Ross	
Councillor Noah Tucker	
Randy Plowright	Employee Representative
Keith Brown	Employer Representative

Contact Details for Pensions Committee and Board

Pensions Committee and Board
 London Borough of Haringey
 5th Floor, River Park House,
 London, N22 8HQ.

Governance Compliance Statement

The Pension Fund has published a Governance Compliance Statement in accordance with the LGPS Regulations and this is set out in Appendix 2. The objective of the statement is to make the administration and stewardship of the Pension Fund transparent and accountable to all stakeholders.

Service Delivery

Haringey Council Pension Service is composed of two streams of work: investments and accounting and pension administration. These two functions now both operate out of Corporate Finance, previously pensions administration was part of the Human Resources department.

Corporate Finance is responsible for investments and accounting work. Key tasks include:

- Support to the Committee and Board to set investment strategy and monitor investment performance;
- Managing the contracts with the Pension Fund's advisers;
- Producing the annual Pension Fund workplan and Annual report and accounts; and
- Maintaining the key governance statements the Pension Fund is required to publish (the current versions can be found in the Appendices to this report).

The Scheme Administration report on page 28 sets out the key tasks of the Pensions Administration service.

The Pension Fund's internal auditors are Mazars Public Sector Internal Audit Limited. Regular audits are carried out on both Pension Fund investments and Pensions administration.

Key Officer Contacts

Deputy Chief Executive (S151 Officer)	Tracie Evans
Head of Legal Services and Monitoring Officer	Bernie Ryan
Head of Pensions	Thomas Skeen
Pensions Manager	Janet Richards

Pension Fund Advisers

The Pension Fund retains a number of advisers to provide specialist advice and services. The contracts with these advisers are reviewed on a regular basis. A list of all advisers is provided below:

Secretary to the Committee	Head of Local Democracy and Member Services
Scheme Administrator	Chief Operating Officer
Actuary	Hymans Robertson LLP
Investment Managers	Legal & General Investment Management (LGIM) CBRE Global Investors Pantheon CQS Allianz Global Investors
Custodian	Northern Trust
Investment Consultants	Mercer UK Limited
Independent Adviser	John Raisin Financial Services Limited
Bankers	Barclays Bank Plc
Legal advisers	Head of Legal Services, London Borough of Haringey
Additional Voluntary Contribution providers	Clerical and Medical Equitable Life Assurance Society Prudential Assurance
Internal Auditors	Mazars Public Sector Internal Audit Limited
External Auditors	BDO LLP

Pensions Committee and Board Attendance 2016/17

Attendee	Voting Right	20 Sep 2016	22 Nov 2016	9 Feb 2017	27 Mar 2017
Councillor Clare Bull	√	√	√	√	√
Councillor John Bevan	√	√	√	√	√
Councillor Noah Tucker*	√			√	√
Councillor Gideon Bull	√				
Councillor Mark Blake	√	√			√
Councillor Viv Ross	√	√	√	√	
Keith Brown	√	√	√	√	√
Randy Plowright	√	√	√	√	√

*Councillor Tucker joined the Pensions Committee and Board in February 2017.

Training was provided to committee members on a wide range of topics. Training sessions are generally held prior to meetings of the committee, although committee members were also able to receive training from external providers throughout 2016/17. Training was provided in line with CIPFA's knowledge and skills framework to ensure that the committee members received appropriate training.

Some of the topics covered include:

- Actuarial Valuations
- Managing Risk
- Infrastructure Debt Investment Strategies
- Trustee Knowledge and Skills Workshop
- LGPS Investment Strategies
- Stewardship Accountability
- Multi Asset Investment Strategies

Management Report for 2016/17

Financial Performance

The investment performance during the year was positive at 25.46% relative to benchmark of 24.79% - so the Fund underperformed its target by 0.67%. All of the five fund managers achieved positive returns in the financial year. The largest contributor to the overall performance was the strong equity performance, coupled with the devaluation in Sterling after the Brexit vote: this meant that the Fund's holdings overseas gained due to the change in exchange rate.

In the medium to long term, the Fund has underperformed target slightly with returns of 13.66% against target of 13.79% over 3 years and returns of 12.09% against 12.32% over five years. All fund managers have delivered positive returns over the medium to long term.

The Fund has performed strongly compared to its peer group of other LGPS funds. The Fund participates in a benchmarking group maintained by the Pensions and Investment Research Consultants (PIRC): around two thirds of all LGPS Funds take part in this benchmarking group. Over the course of 2016/17, Haringey's investment performance was the second highest performer out of all the fund's which took part in this benchmarking. Haringey's performance was also the second highest over the rolling three year period which ended on 31 March 2017.

Administrative Management Performance

The Fund's maintains a Pension Administration Strategy Statement, which was updated in early 2017. Details of the monitoring of the strategy are set out in the Scheme Administration report. During the financial year 2016/17 no formal action has been taken against any employers. The only breaches of the performance standards have been minor and have been dealt with informally. The timeliness of contribution payments from employers in the Fund has been monitored by the Pensions Committee and Board at each meeting and issues have been followed up by the Fund's officers. Membership of the Fund has increased by 392 in the financial year (from 22,052 in 2015/16 to 22,444 in 2016/17).

Risk Management

Investment risk is a key risk which the Fund is exposed to due to the range of different types of assets the Fund has chosen to invest in. All investments are undertaken in line with the Local Government Pension Scheme (Management & Investment of Funds) Regulations 2016 and in consideration of advice from the Fund's investment adviser and from the Independent Adviser.

The Committee and Board has set an investment strategy which involves a wide range of asset classes and geographical areas. This provides diversification which reduces the risk of low and volatile returns. Following the decision to invest the majority of the Fund on a passive basis, the risk of underperforming the benchmark has been significantly reduced.

The majority of the Pension Fund's assets are managed by external fund managers and they are required to provide audited internal controls reports regularly to the Council, which set out how they ensure the Fund's assets are safeguarded against loss and misstatement.

The Committee and Board consider reports on investment performance, responsible investment activities and other pertinent matters relating to investments and fund managers at each committee meeting.

Membership

Haringey Council is the Administering Authority for the Haringey Pension Fund and eligible staff are members of the scheme. In addition the Pension Fund has a number of other organisations (scheduled and admission bodies) participating in the Fund.

A scheduled body is a public body which is required by law to participate in the LGPS. Each scheduled employer is listed in the LGPS regulations.

A transferee admission body is an employer permitted to participate in the LGPS. This might be a non profit making body carrying out work that is similar in nature to a public service like local government or it might be a private company to which a service or assets have been outsourced.

A community admission body is an organisation providing a public service in the UK otherwise than for gain. The organisation is expected to have sufficient links with the Council such that it is regarded as having a community interest.

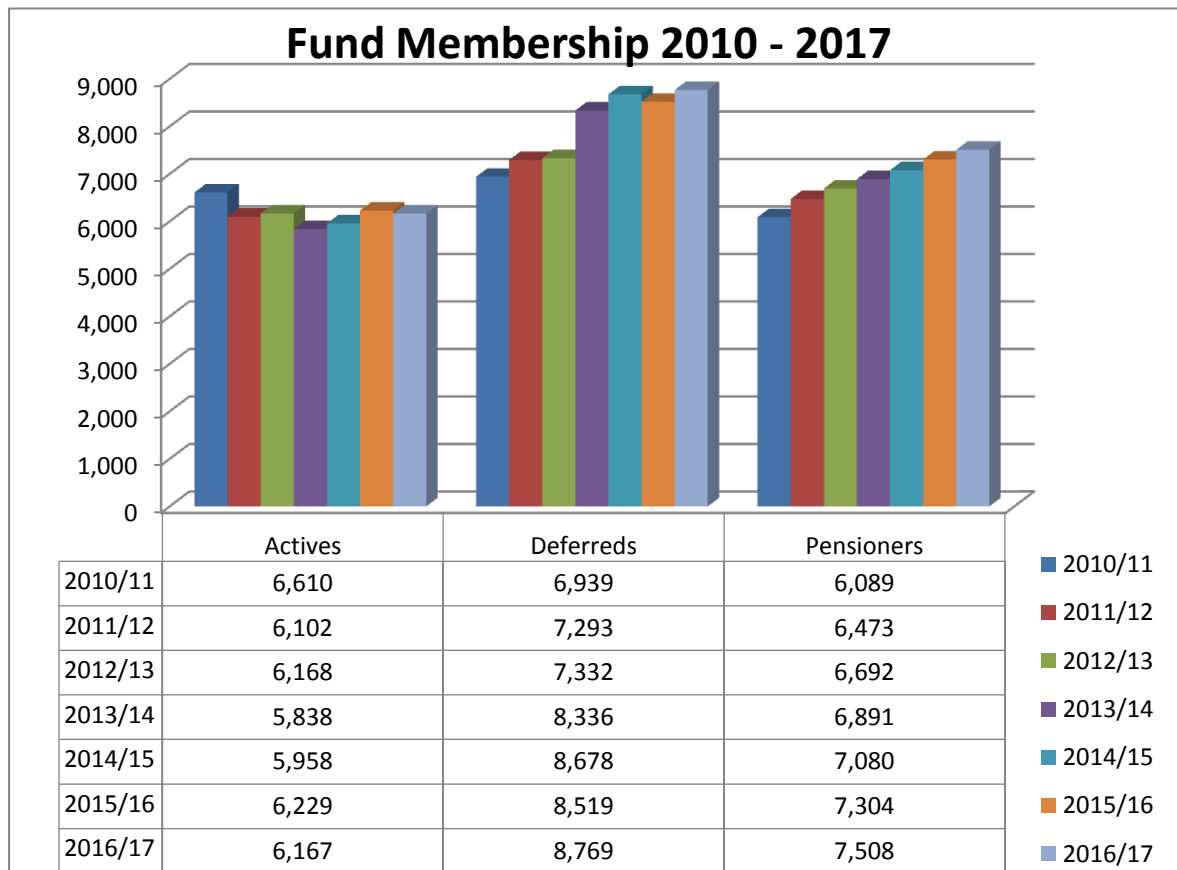
The membership of the Pension Fund at 31st March 2017 compared with the previous financial year is shown in the table below.



The table above shows an overall increase in membership of 1.8% over the past year due to staff increases at academy employers and auto enrolment of new joiners. The number of active members has decreased slightly in the 2016/17 financial year. Deferred and pensioner members are on an upward trend as expected.

Overall membership number has consistently risen over the last seven years as expected and projected to continue to grow into the future as new employers are admitted into the Fund and as more staff move into the deferred and pensioner groups.

The table below shows the breakdown of membership between active members, deferred and pensions.



A schedule of the membership from each of the employers is shown below:

	Active Members	Deferred Beneficiaries	Pensioners and Dependants
Scheduled Bodies			
Haringey Council	4460	7823	6827
Haringey Magistrates	0	18	20
College of Haringey, Enfield and North East London	175	261	145
Greig City Academy	57	30	5
Homes for Haringey	526	240	225
John Loughborough School	0	11	8
Fortismere School	46	31	8
Alexandra Park School	74	20	8
Woodside School	70	6	3
Eden School	15	4	0
Harris Academy Coleraine	38	11	1
Harris Academy Philip Lane	34	10	3

AET Trinity Primary	29	6	2
AET Noel Park	51	6	2
Haringey 6th Form Centre	51	18	2
St Pauls & All Hallows Infants Academy	23	3	1
St Pauls & All Hallows Junior Academy	13	3	0
St Michaels N22 Academy	18	7	2
St Ann CE Academy	14	6	4
Holy Trinity CE Academy	10	4	0
Brook House Primary (formally Hartsbrook)	32	5	0
St Thomas More School	36	6	5
Heartlands High School	80	22	0
Milbrook Park Primary School	13	0	0
Harris Academy Tottenham	6	0	0
The Octagon	15	0	0

Scheduled Bodies Sub Total	5,886	8,551	7,271
-----------------------------------	--------------	--------------	--------------

Admitted Bodies

Haringey Age UK	0	2	18
CSS (Haringey) Ltd	0	25	55
Haringey Citizen Advice Bureau	3	0	9
Jarvis Workspace Ltd	0	20	21
Alexandra Palace Trading Co.	2	7	13
Urban Futures London Ltd	2	7	2
Enterprise (formerly Accord) Ltd	0	38	44
Capita Business Services	0	0	0
Mittie (formerly Trident) Securities Ltd	0	0	2
Initial Catering Ltd	0	1	1
OCS Group Ltd	0	1	1
Harrisons Catering	0	1	2
R M Education PLC	0	3	0
TLC At Cooperscroft (formerly Rokeley Dene)	7	11	7
Ontime Parking Solution	0	3	1
Europa	0	0	1
Veolia	83	37	26
Churchills	1	1	2
Fusion Lifestyle	25	35	5
Cofely Workplace Limited(formally Balfour Beatty Workforce)	5	19	19
Lunchtime St Gildas School	2	0	0
Lunchtime St Francis De Sales School	5	0	0
Lunchtime St Marys School	3	1	1
Lunchtime St Pauls RC School	2	0	1
Lunchtime Ferry Lane School	3	0	0
Lunchtime Bounds Green School	4	0	0
ABM Weston Park School	2	0	0
ABM Muswell Hill	1	1	0
Caterlink Bruce Grove School	2	1	0

ISS Crowland School	1	0	0
Superclean Willow School	2	0	0
Absolutely Catering Rokesly School	3	0	0
Caterlink Holy Trinity School	1	1	0
Caterlink St Michaels School	3	0	0
Caterlink St Pauls and All Hallows School	5	0	0
Tottenham University Technical College	9	0	0
Lunchtime Seven Sisters	2	1	0
Lunchtime Welbourne	4	0	0
Lunchtime Earlsmead	3	0	0
Amey Community Ltd	66	1	3
K M Cleaning	5	0	0
Pabulum Lea Valley Primary	3	0	0
Pabulum St John Vianney	2	1	0
Pabulum St Martin de Porres	2	0	0
Pabulum South Haringay	4	0	1
Pabulum Earlham School	2	0	2
Pabulum Belmont School	3	0	0
Pabulum Tetherdown	3	0	0
Pabulum Alexandra Primary	3	0	0
Pabulum St Peter in Chains	1	0	0
Hillcrest Cleaning Chestnuts	2	0	0
Admitted Bodies Total	281	218	237
<hr/>			
Grand Total	6,167	8,769	7,508

Investment Policy and Performance Report

Investment Strategy

Responsible Investment

Fund Managers

Investment Performance

Market Developments 2016/17

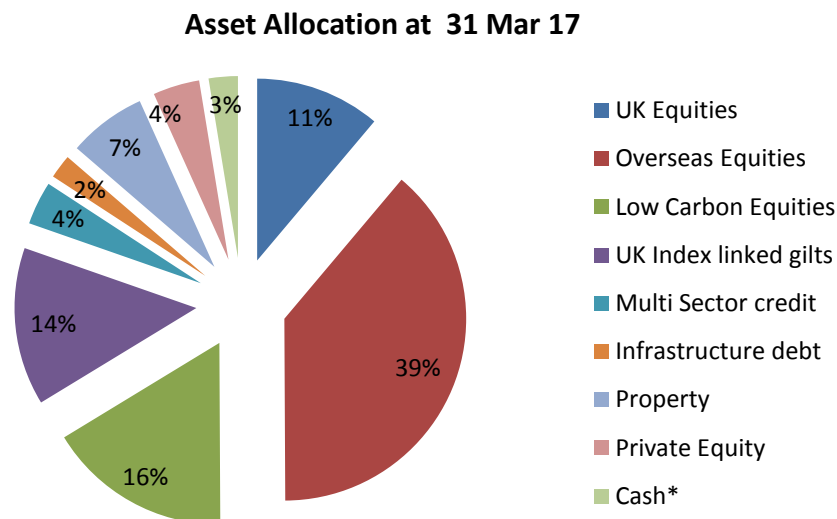
Investment Strategy

The Pension Fund's investment strategy is formulated within the parameters of the Local Government Pension Scheme (Management and Investment of Funds) Regulations 2016.

The Pensions Committee and Board is responsible for setting the investment strategy with the aid of independent advice from the Pension Fund's advisers. Day to day investment decisions are delegated to fund managers.

The strategy is set out in detail in the Investment Strategy Statement, which is shown in Appendix 3 to this report. All investments were externally managed, with the exception of a small allocation of cash used to meet benefit payments, which was held in-house.

The current strategic asset allocation includes allocations to passively managed equity, index linked gilts, multi sector credit, private equity, infrastructure debt, and UK property. Further allocations to UK long lease property and renewable energy funds were agreed in 2016/17, however the investments had not been funded as at 31st March 2017. The actual asset allocation as at 31st March 2017 is illustrated by the below chart.

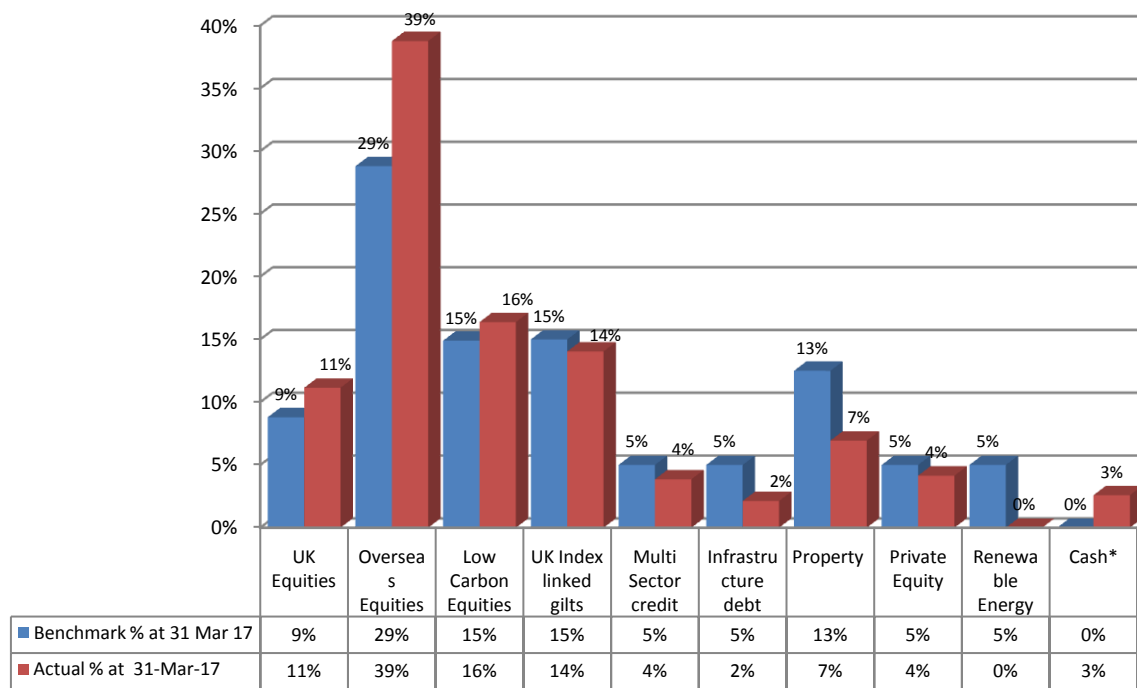


*Excludes cash held by Haringey Council

The Fund's benchmark showing target asset allocation during 2016/17 is shown below, alongside the actual allocation of the Fund's investments at 31st March 2017.

The financial statements show that the Fund is invested in pooled funds and the breakdown in the table below shows the allocation of the underlying holdings.

Asset Class - Benchmark vs Actual



*Excludes cash held by Haringey Council

Custodial Arrangements

The Council employs Northern Trust to act as independent custodian of the Pension Fund's investments. As professional custodians, they employ a rigorous system of controls to ensure the safekeeping of assets entrusted to them. The custodian is responsible for the settlement of all day-to-day investment transactions, collection of investment income and the safe custody of the Pension Fund's investments.

Responsible Investment

The Pension Fund believes that the adoption by companies of positive Environmental, Social and Governance principles can enhance their long term performance and increase their financial returns. These issues are of concern to the Fund because it is considered that companies who do not have regard for the social and environmental impact of their business, or who conduct their business in a way which is not sustainable over the longer term are in danger of adversely affecting the future prospects of the company, and potentially the company's long term share price.

Due to the need to prioritise fiduciary duty, the Fund does not participate in stock screening or exclusionary approaches. Instead the Fund seeks to influence the behaviour of companies through engagement. This engagement is undertaken through the following parties:

- The Fund's investment managers
- Local Authority Pension Fund Forum (LAPFF)
- National Association of Pension Funds (NAPF)

The Fund maintains membership of the LAPFF and the NAPF in order that engagement can be undertaken on its behalf.

In addition to this, all but one of the Fund's managers are signatories to the 'United Nations Principles for Responsible Investment' initiative.

At each committee meeting the Pensions Committee and Board receive reports on the engagement activity undertaken on behalf of the Fund, by the fund managers in relation to voting alerts from LAPFF, covering environmental issues, governance and remuneration and all other responsible investment issues.

Fund Managers

The Pension Fund has appointed external fund managers to undertake day to day management of the Fund's investments. Each fund manager is appointed with a mandate covering a defined asset class or classes with a target set that relates to a benchmark covering the asset class or classes they are managing. The fund managers in place during the 2016/17, the asset classes they cover, their percentage of the Fund's investments at 31st March 2017 and targets are shown in the table below (the remaining 3% was invested cash):

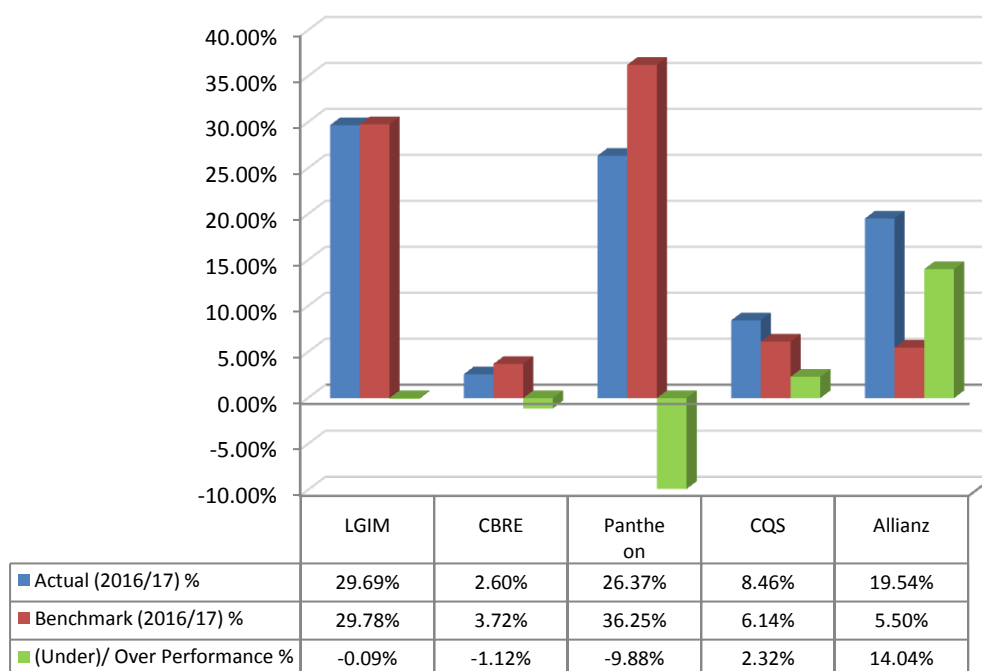
Investment Manager	Mandate	Asset Class	Passive /Active	Benchmark	Target (3 Yr Rolling Period)	Strategic Allocation	Allocation at 31 Mar 2017
LGIM	Passive Global Equities & Bonds	UK Equities	Passive	FTSE All Share	Benchmark	8.8%	11.1%
LGIM	Passive Global Equities & Bonds	North American Equities	Passive	FT World Developed North America GBP Unhedged	Benchmark	12.7%	17.4%
LGIM	Passive Global Equities & Bonds	European Equities	Passive	FT World Developed Europe ex UK GBP Unhedged	Benchmark	4.3%	5.7%
LGIM	Passive Global Equities & Bonds	Japanese Equities	Passive	FT World Developed Japan GBP Unhedged	Benchmark	2.0%	2.5%
LGIM	Passive Global Equities & Bonds	Pacific ex Japan Equities	Passive	FT World Developed ex Japan GBP Unhedged	Benchmark	2.0%	2.6%
LGIM	Passive Global Equities & Bonds	Emerging Markets Equities	Passive	FT World Global Emerging Markets GBP Unhedged	Benchmark	7.8%	10.6%
LGIM	Passive Global Equities & Bonds	Global Low Carbon Equities	Passive	MSCI World Low Carbon Target Index	Benchmark	14.9%	16.4%
LGIM	Passive Global Equities & Bonds	Index Linked Gilts	Passive	FTA Index Linked Over 5 Years Index	Benchmark	15.0%	14.0%
CBRE	Property	Property	Active	HSBC/APUT Balance Funds Index	+1% (Gross) of Fees p.a	7.5%	6.9%
Pantheon	Private Equity	Private Equity	Active	MSCI World Index plus 3.5%	Benchmark	5.0%	4.1%
CQS	Multi Sector Credit	Multi Sector Credit	Active	LIBOR plus 5%	Benchmark	7.0%	3.9%

Allianz	Infrastructure Debt	Infrastructure Debt	Active	5.50%	Benchmark	3.0%	2.1%
Aviva*	Long lease UK Property	Long lease UK Property	Active	50% FTSE Actuaries 5-15 Year Gilt Index, 50% FTSE 15 year + Gilt Index plus 1.5%	Benchmark	5.0%	0.0%
Copenhagen Infrastructure Partners*	Renewable Energy	Renewable Energy	Active	10.00%	Benchmark	2.5%	0.0%
Blackrock*	Renewable Energy	Renewable Energy	Active	10.00%	Benchmark	2.5%	0.0%

*Investment had not yet begun with these fund managers as at 31 March 2017

All of the five fund managers who had active investments in the year achieved positive returns, with three of the managers achieving returns of around 20% or higher. The largest contributor to performance was the strong equity performance within the LGIM portfolio coupled with the exchange rate movements following the Brexit vote.

Fund Manager Performance Against Benchmark



ALLIANZ (Infrastructure Debt) – The manager outperformed benchmark in the year by 14%. As at March 2017, 52% of allocation had been invested in a total of four assets, which included a road, a port and two university halls of residence. The manager has a pipeline of assets that are being explored and has completed on an acquisition for a further road project in May 2017 with more to come.

CBRE – The manager achieved positive returns of 2.6% in the year which was less than the target of 3.72%. The CBRE portfolio was reduced slightly to 7% of the overall portfolio so holdings were sold in the year to make funds available to fund the infrastructure debt, private equity and renewable energy portfolios.

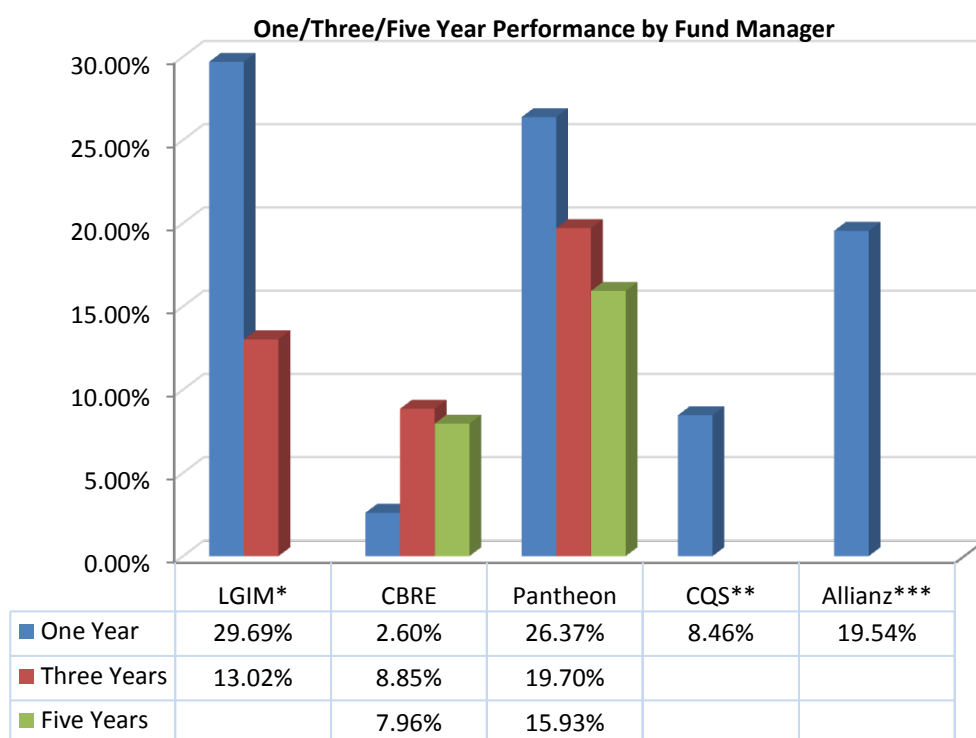
CQS – The multi sector credit portfolio performed well outperforming benchmark by 2.32%, this made up for performance that lagged behind benchmark in the previous financial year. CQS has a defensive style of investment which should help to reduce the volatility in the value of the fund's assets.

LGIM (Passive Equity) – The manager performed broadly in line with target as expected as the portfolio is invested passively. Equity markets delivered strong returns in 2016/17, and the holdings in non-Sterling denominated currencies which are around 80% of all equities gained in value relative to Sterling following the Brexit vote in June 2016.

LGIM (Indexed Linked Bonds) – The manager performed in line with target as expected.

PANTHEON – the private equity manager delivered a significant positive return of 26.37% in the year, this was below the manager's benchmark of 36.25%. The manager has also underperformed benchmark in the medium term, however has consistently delivered double digit returns which have benefited the fund.

Fund managers' performance over the past five years is illustrated by the below chart.



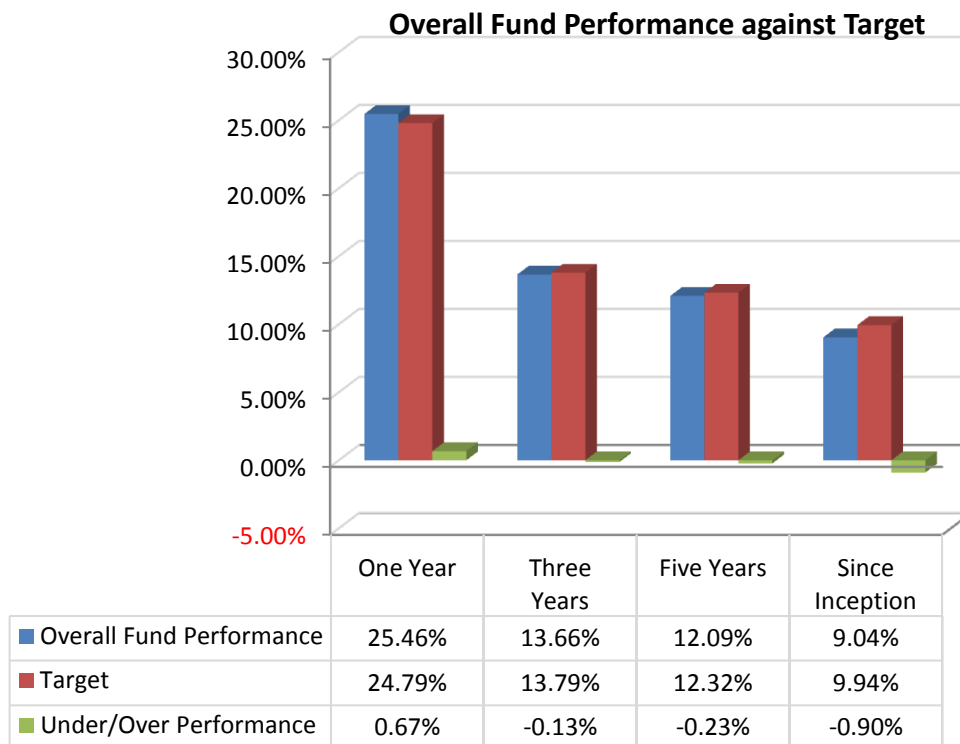
* Commenced May 2012; ** Commenced Dec 2014; *** Commenced Aug 2014

Investment Performance

The investment performance of the Pension Fund and the fund managers is regularly reviewed by Committee members. Performance reports to compare actual

performance against the targets set for the fund managers are provided to and discussed by the Committee quarterly.

The overall Pension Fund performance is summarised in the table below. All figures shown are annualised performance figures over the various periods to 31st March 2017.



Market Developments 2016/17**JOHN RAISIN FINANCIAL SERVICES LIMITED****Independent Advisors Report****Market Background 2016-17**

In contrast to recent years it was political events which dominated market related headlines rather than the actions of the Central Banks, although these still remained to the fore. At the end of June 2016 markets were shocked by the 52% to 48% vote to leave in the United Kingdom referendum vote on membership of the European Union. Markets were again shocked in November 2016 by the election of Donald Trump as the 45th President of the United States. Notwithstanding these events 2016-17 did not see a large scaling back of the ultra-loose monetary policy and interventionist approach of the major Central Banks. Overall, during the 2016-17 financial year neither the UK referendum vote or Donald Trump's election caused significant adverse effects on markets while the actions of the Central Banks continued to support equities. Indeed, overall and in contrast to the previous financial year 2016-17 saw significant gains in Listed Equity Markets across the world.

On 24 June 2016 markets were taken by complete surprise by the UK vote to leave the European Union. Sterling immediately fell from \$1.49 on 23 June to \$1.37 on 24 June and to \$1.29 by 6 July. October 2016 saw further declines with a rate of \$1.22 by mid October. On 31 March 2017 the rate was \$1.25 a fall of 15% since the referendum.

Immediately following the referendum result the FTSE 100 index of large blue chip companies lost more than 8% in the first few minutes of trading. Prospects of increased overseas earnings as a result of a weaker £ however quickly benefitted the FTSE 100 with the initial losses quickly reversed and the index ending more than 5% up over the month of June. By 31 March 2017 the FTSE 100 Index was up over 15% from its closing figure on 23 June 2016 and 19% from 31 March 2016.

The more domestically focused FTSE 250 initially suffered greatly following the Brexit vote and was 6% down at 30 June 2016 compared to 23 June. However, the FTSE 250 rapidly recovered and by early August was above its pre Brexit level. By 31 March 2017 the FTSE 250 was up over 9% from its closing figure on 23 June 2016 and 12% from 31 March 2016. The FTSE All Share index increased by 18% over the financial year and by 15% between the EU Referendum and the financial year end.

The recovery in UK Listed Equities was aided by the decision, on 4 August 2016, by the Bank of England's Monetary Policy Committee which, having concluded that Brexit would likely both increase inflation and weaken the economy, further loosened monetary policy by cutting the Base Rate from 0.5% to 0.25% and expanded Quantitative Easing through a new asset purchase programme. Inflation increased significantly during the year rising from 0.3% in April 2016 to 2.3% by March 2017 as a result of both increased oil prices and the weakness of the £ following the EU referendum vote. Unemployment during 2016-17 fell

however from 5.1% to 4.6%. Gross Domestic Product increased 2.0% over the financial year.

The United States experienced another year of generally positive economic activity. Unemployment fell from 5% in March 2016 to 4.5% by March 2017 its lowest level since June 2007. Average hourly earnings for all employees rose by 2.75% over the 12 months ending in March 2017 compared to 2.25% over the 12 months to March 2016. Personal consumption data/consumer spending was positive throughout 2016-17. Consumer sentiment (as measured by the authoritative University of Michigan Surveys of Consumers) began the year very positive and became even more positive. Investment by business was in the words of the US Federal Reserve “soft” for much of 2016-17 but “firmed” particularly in the period January-March 2017. Taking account of developments in the US economy and in particular “*realized and expected labor market conditions and inflation*” the US Federal Reserve’s interest rate setting Committee, the Federal Open Markets Committee, raised interest rates by 0.25% at both its December 2016 and March 2017 meetings. This did not however signal a major scaling back of loose monetary policy by the US Federal Reserve as it continued the policy of maintaining the bond holdings from the huge Quantitative Easing programme of 2009 to 2014 and continued to reinvest principal payments from these investments.

During the first half of 2016-17 the S&P 500 index continued to move generally upwards and by 30 September 2016 was over 5% higher than at 31 March 2016. On 8 November 2016, the United States went to the polls to elect a new President. As with the Brexit vote of June 2016 markets were taken by surprise by the victory of Donald Trump. However, market perception of President-Elect Trump’s stance as pro-business and reflationary as a result of his proposals for deregulation, lower corporate taxes and increased infrastructure spending resulted in a rally in US equities. By 25 November 2016 the S&P 500 had reached a record high of 2,213. On 1 March 2017, the S&P reached a new closing high of 2,396. During March 2017 however market sentiment was dampened by the failure of President Trump to persuade Congress to replace the Affordable Healthcare Act passed under President Barack Obama. Notwithstanding this however, the index closed on 31 March 2017 at 2,363 an increase of almost 15% over the financial year.

The Eurozone continued, in 2016-17, to experience a strengthening, but limited, economic recovery aided by the continuation of the European Central Bank’s huge stimulus programme. In the Eurozone as a whole the unemployment rate fell to 9.5% in March 2017 compared to 10.2% in March 2016 thereby reaching its lowest level since April 2009. The Eurozone Composite Purchasing Manager’s Index survey of private sector activity, which is a leading indicator for economic growth, reached a six year high in March 2017. Seasonally adjusted Gross Domestic Product increased across the Eurozone by 1.9% during 2016-17 almost matching the United States which achieved 2.0%. Although headline inflation in the Eurozone was 1.5% compared to 0% a year earlier core inflation (which excludes energy and food) was little changed from a year previously. European Listed Equities enjoyed a clearly positive year during 2016-17.

In 2016-17, the huge monetary stimulus and attempts at reform undertaken in Japan since 2013 following the introduction of “Abenomics” seemed potentially justified with Japan recording its longest run of sustained growth in more than a decade. Growth for January to March 2017 was an annualized 2.2%, making five quarters of continuous expansion in Gross Domestic Product. A further positive sign came from an increase in consumer spending of

approaching 1%. Headline inflation remained stubbornly low however at 0.2%. The Nikkei 225 index increased by over 15% over the financial year

A continuing environment of limited GDP growth, generally continued low inflation, geopolitical uncertainty and continued loose monetary policy by the major central banks maintained Benchmark Government Bonds at generally very low yields. Although both the Japanese and German 10 year benchmarks increased slightly during the year they closed at 31 March 2017 at the extremely low yields of 0.07% and 0.33% respectively. The benchmark 10 year UK Gilt reduced from 1.54% to 1.14% during the financial year with the UK decision to leave the European Union and the subsequent loosening of monetary policy by the Bank of England both supporting Gilts. In contrast the 10 year US Treasury yield increased from 1.77% to 2.39% over the financial year with President Trump's plans for large scale fiscal expansion a key influence.

John Raisin Financial Services Limited

Independent Advisor

10 July 2017

John Raisin Financial Services Limited

Company Number 7049666 registered in England and Wales.

Registered Office 130 Goldington Road, Bedford, MK40 3EA

VAT Registration Number 990 8211 06

“Strategic and Operational Support for Pension Funds and their Stakeholders”

www.jrfspensions.com

Scheme Administration Report

- Local Government Pension Scheme
- Administration Service Delivery
- Communications Policy
- Pensions Administration Strategy

Local Government Pension Scheme

The Haringey Pension Fund is part of the Local Government Pension Scheme (LGPS), which is a statutory scheme with defined benefits based on membership and final pay and guaranteed by law. The benefits are set out in the Local Government Pension Scheme (Benefits, Membership and Contributions) Regulations 2013 and Local Government Pension Scheme (Transitional, Provision Savings and Amendment) Regulations 2014. Haringey Pension Fund cannot make changes to the scheme, and may only exercise such discretions as are prescribed by the LGPS regulations.

Membership is open to the non-teaching employees of the Administering Authority, all scheduled bodies and certain admitted bodies until the day before age 75. From April 2014, the benefit structure changed from a final salary scheme to career average revalued earnings based scheme, with changes to the accrual rate and to align the normal retirement date with the age at which the state pension commences.

Administration Service Delivery

The Haringey Council Pension Service is composed of two streams of work: investments and accounting and pension administration.

The Pension Administration service calculates and pays pension benefits, maintains a database of members and is responsible for the interpretation and implementation of the Local Government Pension Scheme regulations and related legislation.

The service operates in accordance with their professional standards and within the regulations laid down by the Local Government Pension Scheme.

Internal Dispute Resolution Procedure

Members of pension schemes have statutory rights to ensure that complaints, queries and problems concerning pension rights are properly resolved.

To facilitate this process, an Internal Disputes Resolution Procedure has been established. In the first instance, members are expected to take up matters with the Pensions Manager, Janet Richards at the following address:

Level 9 Alexandra House
10 Station Road
Wood Green
London
N22 7LR

Alternatively email janet.richards@haringey.gov.uk. If the matter remains unresolved, a stage 1 appeal may be made to the Head of Human Resources and thereafter, if necessary a further appeal may be made to Bernie Ryan, Assistant Director, Corporate Governance at

Level 5 River Park House
225 High Road

Wood Green
London
N22 8HQ

If the problem remains unresolved, members then have the facility to refer the matter to The Pensions Advisory Service (TPAS) which has a network of pension advisers who will try to resolve problems before they are referred on to the Pensions Ombudsman. However, the TPAS service may be invoked at any stage of the appeal process. Both TPAS and the Pensions Ombudsman can be contacted at:

11 Belgrave Road
London
SW1V 1RB

The statutory body responsible for the regulation of pension schemes in the United Kingdom is The Pensions Regulator and can be contacted at the following address:

The Pensions Regulator
Napier House
Trafalgar Place
Brighton
BN1 4DW

A central tracing agency exists to help individuals keep track of deferred pension entitlements from previous employers' pension schemes. An application for a search can be submitted to:

Pension Tracing Service
The Pension Service
Whitley Road
Newcastle upon Tyne
NE98 1BA

The Haringey Pension Fund's details are registered with the tracing agency.

Further information

For information about the Scheme generally, further information about resolving disputes, or an individual's entitlement to benefit, please refer to the Employees guide, which can be found on the council's website (details below) or contact the Pensions Team, at

Level 9 Alexandra House
10 Station Road
Wood Green
London
N22 7LR

telephone 020 8489 5916 or refer to the Council's website:
www.haringey.gov.uk/pensionfund

Communications Policy

Effective communication between the Administering Authority, the scheme members, and the employers within the Fund is essential to the proper management of the Local Government Pension Scheme on a transparent and accountable basis.

The current policy, which has been prepared in accordance with the LGPS regulatory requirement is attached in Appendix 4, and sets out the policy framework within which the Pension Fund communicates with:

- Members of the scheme;
- Representatives of scheme members;
- Employing bodies; and,
- Prospective scheme members.

It identifies the format, frequency and method of distributing information and publicity. It also outlines the processes for promoting the scheme to prospective members and employing bodies.

The Communications Policy includes the provision of a pension's page on the Haringey website www.haringeypensionfund.co.uk. This facility enables staff to access information about the Local Government Pension Scheme in their own home with families and partners who may also have an interest in the benefits of the scheme.

Pensions Administration Strategy

The Fund implemented a Pensions Administration Strategy Statement on 1st April 2011, following consultation with the employers participating in the Fund and approval by Committee. This strategy was last updated in February 2017.

This statement sets out the performance standards expected of the Council in its role of Administering Authority for the Fund and those expected of employers participating in the scheme. It seeks to promote good working relationships, improve efficiency and ensure quality of service and data. It sets out details of how performance will be monitored and what action might be taken in the event of persistent failure.

During the financial year 2016/17 no formal action has been taken against any employers. The only breaches of the performance standards have been minor and have been dealt with informally.

The Pensions Administration Strategy Statement can be found on the Haringey Pension Fund website www.haringeypensionfund.co.uk

Actuarial Funding Report

- Funding Position
- Funding Strategy Statement
- Statement of the Fund Actuary

Funding Position

The Pension Fund is independently valued every three years by a firm of actuaries to assess the adequacy of the Fund's assets to meet its long term obligations.

The most recent triennial actuarial valuation of the Fund was carried out as at 31 March 2016 in a report dated 29 March 2017.

The 2016 valuation was carried out in accordance with the Fund's Funding Strategy Statement and Guidelines GN9: Funding Defined Benefits – Presentation of Actuarial Advice published by the Board for Actuarial Standards. The resulting contribution rates reflected the cost of providing year by year accrual of benefits for the active members and the level of funding for each employer's past service liabilities.

The market value of the Fund at the time of the last triennial valuation as at 31 March 2016 was £1,046m. Against this sum liabilities were identified of £1,323m equivalent to a funding deficit of £277m. The movement in the actuarial deficit between 2013 and the last valuation in 2016 is analysed below:

Reason for change	£m
Interest on deficit	(53)
Contributions greater than cost of accrual	13
Investment returns higher than expected	67
Change in demographic assumptions	6
Change in base mortality assumptions	17
Actual membership higher than expected	57
Experience items	1
Change in financial assumptions	(17)
Total	91

The level of funding on an ongoing funding basis increased to 79% from 70% between the triennial actuarial valuations as at 31st March 2013 and as at 31st March 2016. The main reason for the improved position was improved investment returns and membership experiences that were better than projected.

The funding objective of the Fund is to be fully funded. As this objective had not been achieved at the last valuation date it was agreed with the actuary that the past service deficit would be recovered over a period not exceeding 20 years. Further information about the principles for achieving full funding is set out in the Funding Strategy Statement in Appendix 5.

Following the valuation as at 31 March 2016, the actuary agreed that the Council's contribution rate should increase by approximately 1.5% over a three year period from April 2017, from 24.9% in 2016/17 (made up of 17.1% of pensionable salaries in 2016/17 plus a cash amount of £8.6m to cover past service deficit), to 26.4% in 2019/20 (17.1% plus a cash amount of £10.2m in 2019/20).

The main assumptions used in the 2016 valuation were:

Investments**Annual nominal
rate of return**

Discount rate

4.0

Annual change %

Pay increases

2.8

Price Increases (pension increases)

2.1

Funding Strategy Statement

The Local Government Pension Scheme Regulations require Local Government Pension Funds to prepare, publish and maintain a Funding Strategy Statement in accordance with guidance issued by CIPFA.

The purposes of a Funding Strategy Statement are:

- to establish a clear and transparent fund-specific strategy which will identify how employers' pension liabilities are best met going forward;
- to support the regulatory framework to maintain as nearly constant employer contribution rates as possible; and,
- to take a prudent longer-term view of funding those liabilities.

The Funding Strategy Statement is reviewed in detail every three years alongside the triennial valuation. It is reviewed in collaboration with the Pension Fund's actuary, and after consultation with the Pension Fund's employers and investment advisers. The current statement was reviewed and agreed in March 2017.

The objectives of the Funding policy set out in the Statement are:

- to ensure the long-term solvency of the Fund (and of the share of the Fund notionally allocated to individual employers);
- to ensure that sufficient funds are available to meet all benefits as they fall due for payment;
- not to restrain unnecessarily the investment strategy of the Fund so that the Administering Authority can seek to maximise investment returns (and hence minimise the cost of the benefits) for an appropriate level of risk;
- to help employers recognise and manage pension liabilities as they accrue;
- to minimise the degree of short-term change in the level of each employer's contributions where the Administering Authority considers it reasonable to do so;
- to use reasonable measures to reduce the risk to other employers and ultimately to the Council Tax payer from an employer defaulting on its pension obligations;
- to address the different characteristics of the disparate employers or groups of employers to the extent that this is practical and cost-effective; and
- to maintain the affordability of the Fund to employers as far as is reasonable over the longer term.

The policy is shown in full in Appendix 5.

Statement of Fund Actuary

Introduction

CIPFA's Code of Practice on Local Authority Accounting 2016/17 requires Administering Authorities of LGPS funds that prepare pension fund accounts to disclose what IAS26 refers to as the actuarial present value of promised retirement benefits. I have been instructed by the Administering Authority to provide the necessary information for the London Borough of Haringey Pension Fund ("the Fund").

The actuarial present value of promised retirement benefits is to be calculated similarly to the Defined Benefit Obligation under IAS19. There are three options for its disclosure in the pension fund accounts:

- showing the figure in the Net Assets Statement, in which case it requires the statement to disclose the resulting surplus or deficit;
- as a note to the accounts; or
- by reference to this information in an accompanying actuarial report.

If an actuarial valuation has not been prepared at the date of the financial statements, IAS26 requires the most recent valuation to be used as a base and the date of the valuation disclosed. The valuation should be carried out using assumptions in line with IAS19 and not the Fund's funding assumptions.

Present value of promised retirement benefits

Year ended	31 March 2017	31 March 2016
Active members (£m)	666	719
Deferred members (£m)	515	371
Pensioners (£m)	668	501
Total (£m)	1,849	1,590

The promised retirement benefits have been projected using a roll forward approximation from the latest formal funding valuation as at 31 March 2016. The approximation involved in the roll forward model means that the split of benefits between the three classes of member may not be reliable. However, I am satisfied that the total figure is a reasonable estimate of the actuarial present value of benefit promises.

The above figures include both vested and non-vested benefits, although the latter is assumed to have a negligible value. Further, I have not made any allowance for unfunded benefits.

It should be noted the above figures are appropriate for the Administering Authority only for preparation of the pension fund accounts. They should not be used for any other purpose (i.e. comparing against liability measures on a funding basis or a cessation basis).

Assumptions

The assumptions used are those adopted for the Administering Authority's IAS19 report and are different as at 31 March 2017 and 31 March 2016. I estimate that the impact of the change in financial assumptions to 31 March 2017 is to increase the actuarial present value by £265m. I estimate that the impact of the change in demographic and longevity assumptions is to decrease the actuarial present value by £34m.

Financial assumptions

Year ended (% p.a.)	31 March 2017	31 March 2016
Pension Increase Rate	2.4%	2.2%
Salary Increase Rate	3.0%	4.2%
Discount Rate	2.6%	3.5%

Longevity assumptions

Life expectancy is based on the Fund's VitaCurves with improvements in line with the CMI 2013 model, assuming the current rate of improvements has reached a peak and will converge to long term rate of 1.25% p.a. Based on these assumptions, the average future life expectancies at age 65 are summarised below:

	Males	Females
Current pensioners	21.8 years	24.1 years
Future pensioners (assumed to be aged 45 at the latest formal valuation)	23.8 years	26.0 years

Please note that the longevity assumptions have changed since the previous IAS26 disclosure for the Fund.

Commutation assumptions

An allowance is included for future retirements to elect to take 50% of the maximum additional tax-free cash up to HMRC limits for pre-April 2008 service and 75% of the maximum tax-free cash for post-April 2008 service.

Sensitivity Analysis

CIPFA guidance requires the disclosure of the sensitivity of the results to the methods and assumptions used. The sensitivities regarding the principal assumptions used to measure the liabilities are set out below:

Sensitivity to the assumptions for the year ended 31 March 2017	Approximate % increase to liabilities	Approximate monetary amount (£m)
0.5% p.a. increase in the Pension Increase Rate	8%	145
0.5% p.a. increase in the Salary Increase Rate	2%	32
0.5% p.a. decrease in the Real Discount Rate	10%	180

The principal demographic assumption is the longevity assumption. For sensitivity purposes, I estimate that a 1 year increase in life expectancy would approximately increase the liabilities by around 3-5%.

Professional notes

This paper accompanies my covering report titled 'Actuarial Valuation as at 31 March 2017 for accounting purposes'. The covering report identifies the appropriate reliances and limitations for the use of the figures in this paper, together with further details regarding the professional requirements and assumptions.



Douglas Green FFA

27 April 2017

For and on behalf of Hymans Robertson LLP

Financial Report

- Chief Financial Officer's Responsibilities
- Appendix 1 Pension Fund Accounts and Auditor's Report

Chief Financial Officer's Responsibilities

The financial statements are the responsibility of the Chief Financial Officer. Pension scheme regulations require that audited financial statements for each Scheme year are made available to Scheme members, beneficiaries and certain other parties, which:

“show a true and fair view of the financial transactions of the Scheme during the Scheme year and of the amount and disposition at the end of that year of the assets and liabilities, other than liabilities to pay pensions and benefits after the end of the Scheme year, in accordance with the CIPFA/LASAAC Code of Practice on Local Authority Accounting in the United Kingdom”.

The Chief Financial Officer has supervised the preparation of the financial statements and has, agreed suitable accounting policies, to be applied consistently, making any estimates and judgments on a prudent and reasonable basis.

The Chief Financial Officer is also responsible for making available certain other information about the Scheme in the form of an Annual Report.

The Chief Financial Officer is responsible for ensuring that records are kept in respect of contributions received in respect of any active member of the Scheme and for monitoring whether contributions are made to the Scheme by the Administering Authority and other participating bodies by the due dates.

The Chief Financial Officer is responsible for the maintenance and integrity of the financial information of the Scheme included on the Authority's website. Legislation in the United Kingdom governing the preparation and dissemination of the financial statements may differ from legislation in other jurisdictions.

The Chief Financial Officer also has a general responsibility for ensuring that adequate accounting records are kept and for taking such steps as are reasonably open to them to safeguard the assets of the Scheme and to prevent and detect fraud and other irregularities, including the maintenance of an appropriate system of internal control.

Statement of the Chief Financial Officer

I certify that the financial statements set out in Appendix 1 have been prepared in accordance with the accounting policies set out below and give a true and fair view of the financial position of the Pension Fund at the reporting date and of its expenditure and income for the year ended 31st March 2017.

SINGATURE TO BE INSERTED AFTER AUDIT CONCLUDED

Appendices

Current approved versions of key policy statements

1. DRAFT Pension Fund Accounts 2016/17 and Auditors Report
2. Governance Compliance Statement
3. Investment Strategy Statement
4. Communications Policy
5. Funding Strategy Statement

PENSION FUND

INDEPENDENT AUDITOR'S REPORT TO THE MEMBERS OF THE
LONDON BOROUGH OF HARINGEY

[TO BE INSERTED AT END OF AUDIT]

PENSION FUND

2016/17	Pension Fund Account	Note	2015/16
£000			£000
	Dealings with members, employers and others directly involved in the fund		
47,249	Contributions	7	43,851
<u>2,839</u>	Transfers in from other pension funds	8	<u>1,741</u>
50,088			45,592
(47,223)	Benefits	9	(44,321)
<u>(3,662)</u>	Payments to and on account of leavers	10	<u>(3,790)</u>
(50,885)			(48,111)
(797)	Net dealings with those involved in the fund		(2,519)
(4,646)	Management expenses	11	(4,415)
	Returns on Investments:		
4,146	Investment Income	12	4,675
<u>(4)</u>	Taxes on income	13	<u>(25)</u>
262,508	Profit and losses on disposal of investments and changes in market value of investments	17b	3,206
266,650	Net return on investments		7,856
261,207	Net increase in the net assets available for benefits during the year		922
<u>1,046,277</u>	Opening net assets of the scheme		<u>1,045,355</u>
<u>1,307,484</u>	Closing net assets of the scheme		<u>1,046,277</u>

31/03/17	Net Asset Statement	Note	31/03/16
£000			£000
150	Long Term Investments - London CIV		150
<u>150</u>			<u>150</u>
1,275,186	Investment assets	14a	1,024,883
<u>33,907</u>	Cash deposits	14b	<u>20,694</u>
1,309,093			1,045,577
1,488	Current assets	21	2,140
<u>(3,247)</u>	Current liabilities	22	<u>(1,590)</u>
1,307,484	Net assets of the fund available to fund benefits at the period end		1,046,277

*Restated from 2015/16 to show the equity investment in the London Collective Investment Vehicle (CIV) as a long term investment, not a current asset.

The Fund's financial statements do not take account of liabilities to pay pensions and other benefits after the year end. The actuarial present value of promised benefits is disclosed at note 20.

PENSION FUND

Introduction

Haringey Local Government Pension Fund is part of the Local Government Pension Scheme and is administered by Haringey Council. The Council is the reporting entity for this pension fund. However, the Fund is separately managed by the Council acting in its role as Administering Authority and its accounts are separate from the Council's accounts. The following description of the fund is for summary only. For more detail, reference should be made to Haringey Council Annual Pension Fund Report and Accounts.

The financial statements have been prepared in accordance with the Public Service Pensions Act 2013 (as amended) and Local Government Pension Scheme Regulations and with the guidelines set out in the *Code of Practice on Local Authority Accounting in the UK 2016/17*, which is based on International Financial Reporting Standards as amended for the UK public sector. The fund is administered in accordance with the following secondary legislation:

- The Local Government Pension Scheme Regulations 2013 (as amended)
- The Local Government Pension Scheme (Transitional Provisions, Savings and Amendment) Regulations 2014 (as amended)
- The Local Government Pension Scheme (Management and Investment of Funds) Regulations 2016

The Net Asset Statement sets out the assets and liabilities for the Fund as at 31st March 2017.

Investments and Statement of Investment Principles

The Pension Fund's investment strategy is formulated within the parameters of the Local Government Pension Scheme

(Management and Investment of Funds) Regulations 2016.

The Pensions Committee and Board is responsible for setting investment strategy with the aid of independent advice from the Pension Fund's advisers. Day to day investment decisions are delegated to fund managers.

The strategy is set out in detail in the Investment Strategy Statement (ISS), (previously the Statement of Investment Principles), which is published in the Pension Fund Annual Report. The ISS is regularly updated to reflect any changes made to investment management arrangements and reports the extent of compliance with the Myners principles of investment. All investments are externally managed, with the exception of a small allocation of cash required for the payment of benefits, which is managed internally. The Fund awarded two new mandates in 2016/17, one to a long lease property fund to Aviva, and a renewable energy mandate to Blackrock and Copenhagen Investment Partners. Neither of these mandates were funded as at 31st March 2017.

Fund administration and membership

At 31st March 2017, there were 6,167 (2016: 6,229) active fund memberships with employees contributing to the Fund and 7,508 (2016: 7,304) pensioner and dependent memberships with individuals receiving benefits. There were also 8,769 (2016: 8,519) deferred pensioner memberships. Some individuals have multiple memberships due to having had multiple contracts of employment with fund employers.

Employees in the following organisations, in addition to Council staff contribute to and accordingly benefit from the fund.

Transferee Admission Bodies:

PENSION FUND

- Cofely Workplace Limited
- Churchill Contract Services
- Fusion Lifestyle
- Urban Futures London Limited
- Veolia Environmental Services (UK) PLC
- Lunchtime UK Limited (nine school contracts)
- ABM (two school contracts)
- Caterlink (four school contracts)
- Absolutely Catering
- Cooperscroft Care Home
- Superclean Services
- ISS Catering
- K M Cleaning
- Tottenham UTC
- Amey Community Limited
- Pabulum (nine school contracts)
- Hillcrest Cleaning

Community Admission Bodies:

- Alexandra Palace Trading Co Limited
- Haringey Citizens Advice Bureau

Scheduled Bodies:

- Homes for Haringey
- College of Haringey, Enfield & North East London
- Greig City Academy
- Fortismere School
- Alexandra Park Academy
- Woodside Academy
- Eden Free School
- Harris Academy Coleraine
- Harris Academy Philip Lane
- AET Trinity Primary

- AET Noel Park
- Haringey 6th Form Centre
- St Paul's & All Hallows Infant Academy
- St Paul's & All Hallows Junior Academy
- St Michael's Academy
- St Ann CE Academy
- Holy Trinity CE Academy
- Heartlands High School
- St Thomas More RC Academy
- Brook House Primary
- Millbrook Primary School
- Harris Academy Tottenham
- The Octagon

Scheduled bodies are public bodies required by law to participate in the LGPS. Admitted bodies are in the LGPS either because services have been outsourced or because they have sufficient links with the Council to be regarded as having a community interest.

Notes to the Haringey Pension Fund Accounts for the year ended 31st March 2017

1. Description of the fund and effect of any changes during the period

The Fund is a defined benefit scheme and was established on 1st April 1965 to provide retirement pensions and lump sum allowances, survivor dependants' and death benefits to all eligible employees of Haringey Council. Certain other organisations also participate in the Fund and details of these are set out above. The Fund's income is derived from employees, contributions from employing organisations and income from investments.

PENSION FUND

Haringey Council in its role as Administering Authority has delegated responsibility for administering the Pension Scheme to the Pensions Committee and Board. Details of the individuals who served on the Pensions Committee and Board during 2016/17 are shown below.

The terms of reference for Pensions Committee and Board are set out in the Council's constitution. The Committee and Board consists of six elected Councillors and four employer and employee representatives, (two of which were vacant in 2016/17). Councillors are selected by their respective political groups and their appointment is confirmed at a meeting of the full Council. Councillors are not appointed for a fixed term but the membership is reviewed regularly, normally annually, by the political groups. The membership of the Committee and Board during the 2016/17 year was:

Cllr Clare Bull	-	Chair
Cllr John Bevan	-	Vice Chair
Cllr Mark Blake	-	Member
Cllr Gideon Bull	-	Member
Cllr Viv Ross	-	Member
Cllr Noah Tucker	-	Member
Randy Plowright	-	Employee representative
Keith Brown	-	Employer representative

2. Basis of Preparation

The statement of accounts summarises the fund's transactions for the 2016/17 financial year and its position at year-end as at 31 March 2017. The accounts have been prepared in accordance with the Code of Practice on Local Authority Accounting in the United Kingdom 2016/17, which is based upon International Financial Reporting Standards (IFRS), as amended for the UK public sector.

The accounts summarise the transactions of the fund and report on the net assets available to pay pension benefits. The accounts do not take account of obligations to pay pensions and benefits which fall due after the end of the financial year.

3. Significant accounting policies

The principal accounting policies of the Fund are set out below.

Contributions

Employer and employee contributions are included on an accruals basis relating to wages and salaries payable for the financial year. Employers' capital cost payments are also accounted for on an accruals basis relating to the period in which the liability arises.

Transfers in and out

Transfers in and out are accounted for on a cash basis whenever the transfer value is paid or received.

Investment income

Interest on cash and short term deposits is accounted for on an accruals basis. Distributions from equity and bond pooled funds are recognised on the date of payment. Distributions from property unit trusts are shown on an accruals basis by reference to the ex-dividend date. Income retained within pooled funds is accounted for as part of the change in the market value of investments.

Benefits

Benefits are shown on an accruals basis relating to the date on which they become payable. The benefits payable in respect of service from 1st April 2014 are based on career average revalued earnings and years of eligible service. Pensions increase each year in line with CPI.

Taxation

PENSION FUND

The Fund is exempt from UK income tax on interest received and capital gains tax on the proceeds of investments sold. Income from overseas investments suffers withholding tax in the country of origin, unless exemption is permitted. Irrecoverable tax is accounted for as an expense as it arises.

Management expenses

Administrative, governance and oversight expenses are shown on an accruals basis. A proportion of relevant Council officers' time, including related on-costs, has been charged to the Fund on the basis of actual time spent on scheme administration and investment related matters. Charges paid to HMRC in respect of scheme members breaching the Pensions Lifetime allowance are disclosed under administrative expenses.

Fund managers' fees are based on the market values of the portfolios under management. Where managers invest in in-house investment vehicles, e.g. unit trusts where management fees are covered in the price of the units, the market value of such holdings are deducted from the portfolio value before calculating chargeable fees. All the investment management expenses are shown on an accruals basis.

Financial assets and liabilities

Financial assets and liabilities are included in the net assets statement on a fair value basis as at the reporting date. A financial asset or liability is recognised in the net assets statement on the date the fund became party to the contractual acquisition of the asset or party to the liability. From this date any gains or losses from changes in the fair value of the asset or liability are recognised by the Fund.

Investments – valuation

Investments are stated at fair value on the final working day of the financial year as follows:

- Listed securities are stated at bid value;
- Unquoted securities are stated at the estimate of fair value provided by the investment manager;
- Units in managed funds and pooled investment vehicles are stated at bid value; and
- Investments in unquoted property and infrastructure pooled funds are valued at the net asset value or single price advised by the fund manager

The value of these holdings is based on the Fund's share of the net assets in the private equity fund or limited partnership using the latest financial statements published by the respective fund managers adjusted for draw-downs paid and distributions received in the period from the date of the private equity financial statements to 31st March 2017. Infrastructure holdings are valued by third parties appointed by the fund manager using mark to market modelling.

The valuation of securities denominated in overseas currencies is calculated by using the overseas bid or mid price current at the year-end date and the exchange rate for the appropriate currency at the year-end to express the value as a sterling equivalent.

Foreign currency transaction

Dividends, interest and purchases and sales of investments in foreign currencies have been accounted for at the spot market rates at the date of transaction. End-of-year spot market exchange rates are used to value cash balances held in foreign currency bank accounts, market values of overseas investments and purchases and sales outstanding at the end of the reporting period.

Cash and Cash Equivalents

Cash is represented by cash in hand and deposits with financial institutions repayable without penalty on notice of not more than 24 hours.

PENSION FUND

Cash equivalents are investments that mature in no more than a three month period from the date of acquisition and that are readily convertible to known amounts of cash with insignificant risk of change in value.

Actuarial Present Value of Promised Retirement Benefits

The actuarial present value of promised retirement benefits is assessed on a triennial basis by the scheme actuary and a roll forward approximation is applied in the intervening years. This is done in accordance with the requirements of IAS 19 and relevant actuarial standards.

As permitted under IAS 26, the Fund has opted to disclose the actuarial present value of promised retirement benefits as an annex to the financial statements.

Additional Voluntary Contributions (“AVCs”)

Members of the Fund are able to make AVCs in addition to their normal contributions. The related assets are invested separately from the main fund, and in accordance with the Local Government Pension Scheme (Management and Investment of Funds) Regulations 2016, are not accounted for within the financial statements. If on retirement members opt to enhance their Scheme benefits using their AVC funds, the amounts returned to the Scheme by the AVC providers are disclosed within transfers-in.

Further details about the AVC arrangements are disclosed in note 23 to the financial statements.

4. Critical judgements in applying accounting policies

There are two areas in the accounts where critical judgements are applied which are materially significant to the accounts:

Private Equity valuations – the value of the Fund’s private equity holdings is calculated by the General Partners of the fund using valuations provided by the underlying partnerships. The variety of valuation bases adopted and quality of management data of the underlying investments in the partnership means that there are inherent difficulties in determining the value of these investments. Given the long term nature of these investments, amounts realised on the sale of these investments may differ from the values reflected in these financial statements and the difference may be material.

Actuarial present value of promised retirement benefits – the liability to pay pensions is based on a significant number of assumptions including the discount rate, mortality rates and expected returns on fund assets. The Pension Fund’s qualified actuary calculates this figure to ensure the risk of misstatement is minimised. The liability is calculated on a three yearly basis with annual updates in the intervening years. The Actuary has advised that this has provided a reasonable estimate of the actuarial present value of promised retirement benefits.

PENSION FUND

5. Assumptions made about the future and other major sources of estimation uncertainty

Items	Uncertainties	Effect if actual results differ from assumptions
Actuarial Present Value of promised retirement benefits	Estimation of the net liability to pay pensions depends on a number of complex judgments relating to the discount rate used, the rate at which salaries are projected to increase, changes in retirement ages, mortality rates and expected returns on pension fund assets. A firm of consulting actuaries is engaged to provide the fund with expert advice about assumptions to be applied.	The effects on the net pension liability of changes in individual assumptions can be measured. For instance: - 0.5% increase in the discount rate would result in a decrease in the pension liability of £180m (10%) - 0.5% increase in assumed earnings would increase the value of the liabilities by approximately £32m (2%) - 0.5% increase in assumed pension earnings inflation would increase the value of liabilities by approximately £145m (8%)
Private Equity	Private Equity investments are valued at fair value in accordance with international Private Equity and Venture Capital Guidelines. These assets are not publicly listed, and as such there is a degree of estimation.	The total private equity investments in the financial statements are £54m. There is a risk that this may be over or understated: however, the private equity investments only represent 4% of overall assets

6. Events after the reporting date

There were no significant events which occurred after the

PENSION FUND

reporting date.

7. Contributions receivable

2016/17		2015/16	
£000	By category	£000	
9,341	Employee contributions	9,122	
	Employer contributions		
25,469	- Normal contributions	24,224	
10,494	- Deficit recovery contributions	9,014	
1,945	- Augmentation contributions	1,491	
37,908	Total employers' contributions	34,729	
47,249	Total	43,851	

2016/17		2015/16	
£000	By authority	£000	
33,430	- Administering authority	32,249	
11,301	- Scheduled bodies	9,705	
2,517	- Admitted bodies	1,897	
47,249	Total	43,851	

8. Transfers in from other pension funds

There were transfers in to the Pension Fund during 2016/17 of £2.839 million (£1.741 million in 2015/16) and these all related to individuals.

9. Benefits payable

2016/17		2015/16	
£000	By category	£000	
37,194	- Pensions	36,387	
8,040	- Commutation and lump sum retirement benefits	7,107	
1,989	- Lump sum death benefits	827	
47,223	Total	44,321	

2016/17		2015/16	
£000	By authority	£000	
42,192	- Administering authority	39,585	
3,904	- Scheduled bodies	3,480	
1,127	- Admitted bodies	1,256	
47,223	Total	44,321	

10. Payments to and on account of leavers

2016/17		2015/16	
£000		£000	
87	Refunds to members leaving service	73	
3,575	Individual transfers	3,717	
3,662	Total	3,790	

11. Management expenses

2016/17		2015/16	
£000		£000	
865	Administrative costs	722	
3,493	Investment management expenses	3,325	
288	Oversight and governance costs	368	
4,646	Total	4,415	

This analysis of the costs of managing the Haringey Pension Fund during the period has been prepared in accordance with CIPFA guidance. The oversight and governance costs category includes

PENSION FUND

£21k for external audit fees in 2016/17 (£21k in 2015/16).

2016/17		2015/16
£000		£000
3,237	Management Fees	2,927
0	Performance Related Fees	0
57	Custody fees	78
199	Transaction Fees	320
3,493	Total	3,325

12. Investment income

2016/17		2015/16
£000		£000
4,113	Pooled investments - unit trusts and other managed funds	4,654
33	Interest on cash deposits	21
4,146	Total	4,675

12a. Property income

Property income from the Fund's pooled property funds is included in the above figures and totals £3.768 million in 2016/17 (£4.252 million in 2015/16). The Fund does not directly own property, and no contingent rents were recognised as income during the period.

13. Taxes on income

The income tax shown on the face of the Pension Fund Account relates to withholding tax (pooled).

14. Investments

14a. Reconciliation of movements in investment assets and liabilities

The changes in market value during the year comprise all increases and decreases in the market value of investments held at any time during the year, including profits and losses realised on sales of investments during the year.

2016/17	Value at 1st April 2016	Purchases at cost/derivative payments	Sales proceeds & derivative receipts	Changes in market value	Value at 31st March 2017
	£000	£000	£000	£000	£000
Pooled investment vehicles	1,022,300	13,310	(22,832)	262,371	1,275,149
Cash deposits	20,694	63,364	(50,292)	141	33,907
Other investment assets	2,583	5	(2,547)	(4)	37
Total	1,045,577	76,679	(75,671)	262,508	1,309,093

PENSION FUND

2015/16	Value at 1st April 2015	Purchases at cost/derivative payments	Sales proceeds & derivative receipts	Changes in market value	Value at 31st March 2016
	£000	£000	£000	£000	£000
Pooled investment vehicles	1,032,723	57,541	(69,269)	1,305	1,022,300
Cash deposits	13,150	14,786	(9,145)	1,903	20,694
Other investment assets	68	3,872	(1,355)	(2)	2,583
Total	1,045,941	76,199	(79,769)	3,206	1,045,577

14b. Analysis of investments

31/03/2017	By category	31/03/2016
£000		£000
	Pooled Investment Vehicles	
90,876	Unit Trusts - Property - UK	103,149
329,747	Unitised Insurance Policies - UK	310,647
721,999	Unitised Insurance Policies - Overseas	499,971
0	Other managed funds - Property - Overseas	420
27,819	Other managed funds - Other - UK	21,611
104,745	Other managed funds - Other - Overseas	89,085
1,275,186		1,024,883
	Cash Deposits	
29,771	Sterling	19,393
4,136	Foreign Currency	1,301
33,907		20,694
1,309,093	Total Investments	1,045,577

14c. Analysis by Fund Managers

31/03/2017		By fund manager	31/03/2016	
£000	%		£000	%
0	0.00	BlackRock Investment Mngt	0	0.0
5	0.00	Capital International	9	0.0
1,051,745	80.3	Legal and General	810,619	77.5
113,023	8.6	CBRE Global Investors	111,024	10.6
27,814	2.1	Allianz Global Investors	21,621	2.1
50,467	3.9	CQS	46,529	4.5
58,424	4.5	Pantheon	44,110	4.2
7,615	0.6	In house cash deposits	11,665	1.1
1,309,093	100.0	Total	1,045,577	100.0

The managed funds in which the Scheme has invested are all operated or managed by companies registered in the United Kingdom.

The following investments represent more than 5% of the net assets of the scheme.

PENSION FUND

31/03/2017		Name of holding	31/03/2016	
£000	%		£000	%
138,965	10.6%	Legal & General World Emerging Equity Index	102,915	9.8
151,526	11.6%	Legal & General UK Equities Index	160,204	15.3
222,584	17.0%	Legal & General North American Equities	240,793	23.0
74,404	5.7%	Legal & General European (ex UK) Equities	79,217	7.6
183,837	14.0%	Legal & General Index Linked Gilts	150,733	14.4
214,432	16.4%	Legal & General Low Carbon Index	0	0.0

15. Analysis of derivatives

The Fund does not hold any derivatives at 31st March 2017.

16. Fair Value Hierarchy

The basis of the valuation of each class of investment asset is set out below. There has been no change in the valuation techniques used during the year. All assets have been valued using fair value techniques which represent the highest and best price available at the reporting date.

Description of asset	Valuation Hierarchy	Basis of Valuation	Observable and unobservable inputs	Key sensitivities affecting the valuations provided
Pooled passive equity and index linked gilts	Level 2	Published bid market price at end of the accounting period	NAV per share	Not Required
Pooled multi asset credit fund	Level 2	Published bid market price at end of the accounting period	NAV per share	Not Required
Infrastructure Debt	Level 2	Most recent valuation	NAV published, cashflow transactions, i.e. distributions or capital calls	Not Required

PENSION FUND

Description of asset	Valuation Hierarchy	Basis of Valuation	Observable and unobservable inputs	Key sensitivities affecting the valuations provided
Pooled UK property unit trusts	Level 3	Most recent published NAV updated for cashflow transactions to the end of the accounting period	NAV published, cashflow transactions, i.e. distributions or capital calls	Valuations could be affected by material events between the date of the financial statements fund's own reporting date, and by differences between audited and unaudited accounts. Valuations of underlying property assets.

Description of asset	Valuation Hierarchy	Basis of Valuation	Observable and unobservable inputs	Key sensitivities affecting the valuations provided
Private Equity	Level 3	Most recent valuations updated for cashflow transactions and foreign exchange movements to the end of the accounting period. The Market approach may be used in some circumstances for the valuation of underlying assets by the fund manager.	Cashflow transactions, i.e. distributions or capital calls, foreign exchange movements. Audited financial statements for underlying assets, which may include market approach valuations: taking into account actual observed transactions for the underlying assets or similar assets to help value the assets of each partnership.	Valuations could be affected by material events between the date of the financial statements provided and the pension fund's own reporting date, and by differences between audited and unaudited accounts

PENSION FUND

Sensitivity of assets valued at level 3

Having analysed historical data, current market trends and information received regarding the valuation techniques of the fund managers, the fund has determined that the valuation methods described above are likely to be accurate to within the following ranges, and has set out below the consequent potential impact on the closing value of investments held at 31 March 2017.

Asset	Assessed Valuation Range +/-	Valuation as at 31/03/2017	Value on Increase	Value on Decrease
		£000	£000	£000
Pooled UK property unit trusts	2%	90,845	92,662	89,028
Private Equity	5%	54,278	56,992	51,564
		145,123	149,654	140,592

16a. Fair Value Hierarchy

Asset and liability valuations have been classified into three levels, according to the quality and reliability of information used to determine fair values. Transfers between levels are recognised in the year in which they occur. Criteria utilised in the instrument classifications are detailed below.

Level 1

Financial instruments at Level 1 are those where the fair values are derived from unadjusted quoted prices in active markets for identical assets or liabilities. Products classified as level 1 comprise quoted equities, quoted fixed securities, quoted index linked securities and unit trusts.

Listed investments are shown at bid prices. The bid value of the investment is based on the bid market quotation of the relevant stock exchange. Cash and short term investment debtors and creditors are classified as level 1.

Level 2

Financial instruments at level 2 are those where quoted market prices are not available; for example, where an investment is traded in a market that is not considered to be active, or where valuation techniques are used to determine fair value and where these techniques use inputs that are based significantly on observable market data.

Level 3

Financial instruments at Level 3 are those where at least one input that could have a significant effect on the instrument's valuation is not based on observable market data. Such instruments would include unquoted equity investments (private equity), and hedge fund of funds, which are valued using various valuation techniques that require significant judgement in determining appropriate assumptions.

The following table provides an analysis of the financial assets and liabilities of the pension fund grouped into levels 1 to 3, based on the level at which the fair value is observable. The figures below do not include the cash holdings of the fund.

PENSION FUND

Values as at 31/03/17	Quoted market price	Using observable inputs	With significant unobservable inputs	Total
	Level 1	Level 2	Level 3	
	£000	£000	£000	£000
Financial assets at fair value through profit and loss	37	1,130,026	145,123	1,275,186
Total	37	1,130,026	145,123	1,275,186

Values as at 31/03/16	Quoted market price	Using observable inputs	With significant unobservable inputs	Total
	Level 1	Level 2	Level 3	
	£000	£000	£000	£000
Financial assets at fair value through profit and loss	2,581	878,760	143,542	1,024,883
Total	2,581	878,760	143,542	1,024,883

The figures for level 2 and level 3 investments have been restated from 2015/16 to show £29.286m of pooled property fund investments as level 3 investments rather than level 2 investments.

16b. Transfers between Levels 1 and 2

There were no transfers between levels 1 and 2 during the year.

16c. Reconciliation of fair value measurements within level 3

2016/17	Value at 1st April 2016	Transfers into Level 3	Transfers out of Level 3	Purchases in the year	Sales in the year	Unrealised gains (losses)	Realised gains (losses)	Value at 31st March 2017
	£000	£000	£000	£000	£000	£000	£000	£000
Pooled UK property unit trusts	100,988			2,000	(9,791)	(2,275)	(77)	90,845
Private Equity	42,554			9,106	(8,959)	10,404	1,173	54,278
Total	143,542	0	0	11,106	(18,750)	8,129	1,096	145,123

The value of pooled UK property unit trusts as at 1st April 2016 has been restated from the previous year, as £29.286m of pooled UK property trust holdings were disclosed as level 2 investments as at 31st March 2016. The fund has taken the view that all of the pooled property holdings should be recognised as a Level 3 investments.

17. Financial Instruments

17a. Classification of financial instruments

The majority of the Fund's financial assets and liabilities are classified as "fair value through profit and loss". This means that the assets can be exchanged between parties at a market price. The Accounting Policies describe how fair value is measured. Assets which have fixed payments and are not quoted in an active market are classified as "Loans and Receivables". The only

PENSION FUND

financial assets in this class held by the Fund are cash deposits and debtors. Creditors to the Fund are classified as financial liabilities at amortised cost because they are not held for trading. No assets or liabilities have been reclassified.

31/03/2017		Name of holding	31/03/2016	
Carrying Value	Fair Value		Carrying Value	Fair Value
£000	£000		£000	£000
Long Term Investments				
150	150	- London CIV	150	150
150	150		150	150
Financial assets at fair value through profit or loss				
1,275,149	1,275,149	- Pooled investment vehicles	1,022,302	1,022,302
37	37	- Other investment balances	2,581	2,581
1,275,186	1,275,186		1,024,883	1,024,883
Loans and receivables				
33,907	33,907	- Cash deposits	20,694	20,694
1,488	1,488	- Debtors	2,140	2,140
35,395	35,395		22,984	22,984
Financial liabilities at amortised cost				
(2,736)	(2,736)	- Creditors	(1,467)	(1,467)
(511)	(511)	- Cash overdrawn	(123)	(123)
(3,247)	(3,247)		(1,590)	(1,590)
1,307,484	1,307,484	Net Assets	1,046,277	1,046,277

17b. Net gains and losses on financial instruments

2016/17		2015/16
£000		£000
	Financial Assets	
262,512	Fair value through profit or loss	1,305
(4)	Loans and receivables	1,901
262,508		3,206

The Fund has not entered into any financial guarantees that are required to be accounted for as financial instruments.

18. Nature and extent of risks arising from Financial Instruments

The Pension Fund's investment objective is to achieve a return on Fund assets, which is sufficient, over the long term, to fully meet the cost of benefits and to ensure stability of employer's contribution rates. Achieving the investment objectives requires a high allocation to growth assets in order to improve the funding level, although this leads to a potential higher volatility of future funding levels and therefore contribution rates.

a) Management of risk

The Pension Fund is invested in a range of different types of asset – equities, bonds, property, private equity and cash. This is done in line with the Local Government Pension Scheme Management and Investment of Funds Regulations 2016, which require pension funds to invest any monies not immediately required to pay benefits. These regulations require the formulation of an Investment Strategy Statement which sets out the Fund's approach to investment including the management of risk. The latest version is attached to the Pension Fund Annual Report and Accounts.

The majority of the Pension Fund's assets are managed by external

PENSION FUND

fund managers and they are required to provide an audited internal controls report regularly to the Council which sets out how they ensure the Fund's assets are safeguarded against loss and misstatement.

The listed equity and index linked portfolios held within pooled investment vehicles, representing 67.5% of the fund's investment strategy (this mandate is currently overweight in actual terms as newer investment mandates are funded from the passive portfolios), are managed on a passive basis to minimise the volatility of returns compared with market indices and to reduce the fees and governance requirements.

b) Market price risk

The key risk for the Pension Fund is market risk, which is the risk that the values of the investments fluctuate due to changes in market prices. The majority of the Fund is invested in pooled funds with underlying assets which can fluctuate on a daily basis as market prices change e.g. equities and bonds. To demonstrate the impact of this volatility, the table below shows the impact of potential price changes based on the observed historical volatility of asset class returns. The potential volatilities are consistent with a one standard deviation movement in the change in value of the assets over the last three years.

As at 31/03/2017	Value	%	Value on	Value on
	£000	change	increase	decrease
UK equities	145,910	2.9	150,108	141,712
Overseas equities	721,999	25.5	905,950	538,047
UK bonds	234,304	9.4	256,267	212,341
Cash	33,907	0.0	33,907	33,907
Property	90,876	24.0	112,719	69,033
Alternatives	82,097	31.1	107,667	56,527
Total Assets	1,309,093		1,566,617	1,051,567

As at 31/03/2016	Value	%	Value on	Value on
	£000	change	increase	decrease
UK equities	159,980	10.3	176,458	143,502
Overseas equities	499,971	9.3	546,468	453,474
UK bonds	197,196	9.1	215,141	179,251
Cash	20,496	0.0	20,496	20,496
Property	100,989	2.7	103,716	98,262
Alternatives	66,945	6.5	71,296	62,594
Total Assets	1,045,577		1,133,575	957,579

A number of controls have been put in place to minimise this risk. A key method to reduce risk is to diversify the Pension Fund's investments. This is achieved through the setting of a benchmark, which incorporates a wide range of asset classes and geographical areas. Eight (2015/16: five) investment managers have been appointed to further diversify the Pension Fund's investments and lower risk. No funds had been invested with the three new fund managers appointed in 2016/17 as at 31st March 2017. In addition to diversification, parameters have been set for the investment managers to work within to ensure that the risk of volatility and deviation from the benchmark are within controlled levels.

Investment values and performance of the fund managers is measured on a quarterly basis through reporting to Pensions

PENSION FUND

Committee.

c) Exchange rate risk

The Pension Fund holds assets in currencies other than sterling, which made up 61% of the Fund value on 31st March 2017, equivalent to £793 million (2015/16: £509 million). These arise from passive pooled equities, private equity, property and cash. Foreign currency exposures were not hedged in 2016/17.

The main non-sterling currency exposures at 31st March 2017 was the US dollar. Other major exposures were the Euro, and Asian and emerging market countries.

There is a risk that due to exchange rate movements the sterling equivalent value of the investments falls. The Fund acknowledges that adverse foreign currency movements relative to Sterling can reduce the value of the fund's investment portfolio. The table below demonstrates the potential value of the fund's investments based on positive or adverse currency movements by 10%.

As at 31/03/2017	Value	%	Value on increase	Value on decrease
	£000	%	£000	£000
Overseas equities	721,999	10.0	794,198	649,799
Multi-sector credit	50,467	10.0	55,514	45,420
Private equity	16,116	10.0	17,727	14,504
Cash	4,136	10.0	4,550	3,723
Total Assets	792,718	10.0	871,989	713,446

As at 31/03/2016	Value	%	Value on increase	Value on decrease
	£000	%	£000	£000
Overseas equities	499,971	10.0	549,969	449,975
Overseas property	420	10.0	462	378
Private equity	6,904	10.0	7,594	6,214
Cash	1,301	10.0	1,431	1,171
Total Assets	508,596	10.0	559,456	457,736

The cash balances managed internally are only permitted to be in sterling.

d) Interest Rate risk

Movements in interest rates affect the income earned by the Fund and can have an impact on the value of net assets, in particular bonds. To demonstrate this risk, the table below shows the impact on income earned of a 1% increase and decrease in interest rates.

	Interest earned 2016/17	Interest rate if 1% higher	Interest rate if 1% lower
	£000	£000	£000
Cash deposits	33	127	(61)
Total	33	127	(61)

	Interest earned 2015/16	Interest rate if 1% higher	Interest rate if 1% lower
	£000	£000	£000
Cash deposits	68	160	0
Total	68	160	0

e) Credit risk and counterparty risk

Credit risk is the risk a counterparty fails to fulfil a transaction it has

PENSION FUND

committed to entering into. This risk is particularly relevant to the Council's non-sovereign bonds (including those held in pooled funds) and cash investments.

The Investment Management Agreements the Council has signed with the external fund managers set out limits on the types of bonds the fund managers can purchase for the Fund in order to limit the possibility of default. The table below shows the split of the bond investments by credit rating at 31st March 2017 and 31st March 2016. The majority of bonds (2017: £184 million) are UK Government index linked, with the balance being corporate bonds. The UK Government has an AA+ credit rating.

	Market value 31/03/2017	AA	A	BBB	Below BBB
	£000	%	%	%	%
Bond exposure in pooled investment vehicles	234,304	79	0	1	20
Total / Weighted Average	234,304	79	0	1	20

	Market value 31/03/2016	AA	A	BBB	Below BBB
	£000	%	%	%	%
Bond exposure in pooled investment vehicles	197,196	76	3	1	20
Total / Weighted Average	197,196	76	3	1	20

The cash that the Council manages internally on behalf of the Pension Fund is invested in line with the Council's Treasury

Management Strategy, which sets out very strict limits on the counterparties which can be used and the amounts that can be invested with them. The amount of cash held by fund managers is kept to a minimum and when held for a period of time is invested in the custodian bank's AAAM rated money market fund. The table below details the credit ratings of the institutions the cash was held with.

31/03/2017			31/03/2016		
Exposure	Credit rating		Exposure	Credit rating	
£000			£000		
26,292	AA-	Northern Trust	9,029	AA-	
7,615	AAAm	Money Market Funds	11,665	AAAm	
33,907			20,694		

The limits for cash is kept under constant review to be able to respond quickly to changes in the creditworthiness of counterparties which may increase risk.

f) Liquidity risk

Liquidity risk is the risk that monies are not available to meet the Pension Fund's obligation to pay pension benefits on time. Maintaining a level of internally managed cash balances enables the Pension Fund to ensure liquidity is not an issue. All of the internally managed cash held on 31st March 2017 was in money market funds and bank accounts with the main bank or custodian, ensuring cash is available as required. Monitoring of the cashflow position daily assists with maintaining this position.

The majority of the Council's non cash investments are in pooled funds whose underlying holdings are listed equities or bonds. These funds have regular (at least monthly) trade dates, which ensure it is possible to realise the investments easily if necessary.

19. Funding Arrangements

PENSION FUND

In line with the Local Government Pension Scheme Regulations 2013, the fund's actuary undertakes a funding valuation every three years for the purpose of setting employer contribution rates for the forthcoming triennial period. The last such valuation took place as at 31st March 2016. The next valuation will take place as at 31st March 2019.

The key elements of the funding policy are:

- to ensure the long-term solvency of the fund, i.e. that sufficient funds are available to meet all pension liabilities as they fall due for payment
- to ensure that employer contribution rates are as stable as possible
- to minimise the long-term cost of the scheme by recognising the link between assets and liabilities and adopting an investment strategy that balances risk and return
- to reflect the different characteristics of employing bodies in determining contribution rates where the administering body considers it reasonable to do so
- to use reasonable measures to reduce the risk to other employers and ultimately to the tax payer from an employer defaulting on its pension obligations.

The market value of the Fund at the time of the last triennial valuation as at 31st March 2016 was £1,046 million. Against this sum liabilities were identified of £1,323 million equivalent to a funding deficit of £277 million. The movement in the actuarial deficit between 2013 and the last valuation in 2016 is analysed below:

Reason for change	£m
Interest on deficit	(53)
Contributions greater than cost of accrual	13
Investment returns higher than expected	67
Change in demographic assumptions	6
Change in base mortality assumptions	17
Actual membership higher than expected	57
Experience items	1
Change in financial assumptions	(17)
Total	91

The aim is to achieve 100% solvency over a period of 20 years and to provide stability in employer contribution rates by spreading any increases in rates over a period of time. Solvency is achieved when the funds held, plus future expected investments returns and future contributions, are sufficient to meet expected future pension benefits payable. When an employer's funding is less than 100% of the funding target, then a deficit recovery plan will be put in place requiring additional contributions from the employer to meet the shortfall.

At the 2016 actuarial valuation, the fund was assessed as 79% funded (70% at the 31st March 2013 valuation). This corresponds to a deficit of £277m (2013 valuation: £369m) at that time.

Contribution increases were phased in over the three-year period ending 31 March 2017 for both scheme employers and admitted bodies. The actuary agreed that the Council's contribution rate could increase by 1.5% over a three year period from April 2017, from 24.9% of pensionable salaries to 26.4% in March 2019. The actuary specified a minimum level of contributions in monetary terms to cover the past service deficit.

Individual employer's rates will vary depending on the demographic and actuarial factors particular to each employer in the Fund. Full

PENSION FUND

details of contribution rates payable can be found in the 2016 actuarial valuation report.

The valuation of the fund has been undertaken using the projected unit method under which the salary increase for each member is assumed to increase until they leave active service by death, retirement or withdrawal from service. The principal assumptions were as follows.

Future assumed rates as at 31st March 2016	%
Discount rate (annual nominal return rate)	4.0
Pay increase (annual change)	2.8
Pay increase - Pension (annual change)	2.1

*An allowance is also made for promotional pay increases.

20. Actuarial present value of promised retirement benefits

In addition to the triennial funding valuation, the fund's actuary also undertakes a valuation of the pension fund liabilities, on an IAS 19 basis, every year using the same base data as the funding valuation rolled forward to the current financial year, taking account of changes in membership numbers and updating assumptions to the current year. This valuation is not carried out on the same basis as that used for setting fund contribution rates and the fund accounts do not take account of liabilities to pay pensions and other benefits in the future. In order to assess the value of the benefits on this basis, the actuary has updated the actuarial assumptions from those used for funding purposes. The actuary has also used valued ill health and death benefits in line with IAS 19.

31/03/17		31/03/16
£m		£m
(1,849)	Present Value of promised retirement benefits	(1,591)
1,307	Fair Value of scheme assets	1,046
(542)	Net Liability	(545)

As noted above, the liabilities above are calculated on an IAS 19 basis and therefore will differ from the results of the 2016 triennial valuation because IAS 19 stipulates a discount rate rather than a rate which reflects market rates.

21. Current assets

The current assets figures have been restated for 31/03/16 to take account of the £150k long term investment in the London CIV: this had been included as a sundry debtor and public corporation or trading fund in the below notes.

31/03/17		31/03/16
£000		£000
	Debtors	
89	- Contributions due - employees	105
1,351	- Contributions due - employers	1,830
48	- Sundry debtors	205
1,488	Total	2,140

The below is an analysis of debtors.

31/03/17		31/03/16
£000		£000
48	Central government bodies	32
165	Public corporations and trading funds	83
1,275	Other entities and individuals	2,025
1,488	Total	2,140

22. Current liabilities

PENSION FUND

31/03/17		31/03/16
£000		£000
(1,260)	Sundry creditors	(1,313)
(1,476)	Benefits payable	(154)
(511)	Bank overdraft	(123)
(3,247)	Total	(1,590)

The below is an analysis of creditors.

31/03/17		31/03/16
£000		£000
(92)	Other local authorities	(154)
(745)	Public corporations and trading funds	(731)
(2,410)	Other entities and individuals	(705)
(3,247)	Total	(1,590)

23. Additional Voluntary Contributions ("AVCs")

Separately invested AVCs are held with the Equitable Life Assurance Society, Prudential Assurance, and Clerical Medical in a combination of With Profits, Unit Linked and Building Society accounts, securing additional benefits on a money purchase basis for those members electing to pay additional voluntary contributions.

Movements by provider are summarised below:

31/03/2017		31/03/2016
£000	Equitable Life Assurance Society	£000
257	Value as at 6 April	344
0	Contributions received	2
(30)	Retirement benefits and changes	(89)
19	Changes in market value	0
246	Value as at 5 April	257

121	Equitable with profits	138
0	Equitable with deposit account fund	46
126	Equitable unit linked	73
246	Total	257

2	Number of active members	2
32	Number of members with preserved benefits	35

31/03/2017		31/03/2016
£000	Prudential Assurance	£000
754	Value as at 1 April	846
213	Contributions received	136
(281)	Retirement benefits and changes	(273)
35	Changes in market value	45
721	Value as at 31 March	754

483	Prudential with profits cash accumulation	466
85	Prudential deposit fund	87
153	Prudential unit linked	201
721	Total	754

73	Number of active members	77
23	Number of members with preserved benefits	26

PENSION FUND

31/03/2017	Clerical and Medical	31/03/2016
£000		£000
42	Value as at 1 April	41
2	Contributions received	2
5	Changes in market value	(1)
49	Value as at 31 March	42
6	Clerical Medical with profits	6
43	Clerical Medical unit linked	36
49	Total	42
2	Number of active members	2
3	Number of members with preserved benefits	3

24. Agency Services

There were no agency services provided by the fund in the year.

25. Related party transactions

Haringey Council

In 2016/17 the Pension Fund paid £0.571 million to the Council for administration and legal services (£0.571 million in 2015/16). As at 31st March 2017 an amount of £0.858 million was due from the Council to the Fund (£1.446 million in 2015/16).

Governance

During 2016/17 no Council members who served on the Pensions Committee and Board were also members of the Pension Fund. One of the employer and employee representatives for the Committee and Board was a fund member. Committee and Board members are required to declare their interests at the beginning of each Committee meeting and as necessary during the discussion of individual items of business at Committee meetings if it becomes

clear that a conflict of interest has arisen.

Key Management Personnel

The key management personnel for the fund is the Section 151 Officer for Haringey Council. The Council does not recharge the pension fund for this officer's costs. More details regarding the remuneration for this post can be found in the Council's statement of accounts.

26. Contingent liabilities and contractual commitments

The Fund had outstanding commitments to invest of £122.7 million (£50.4 million with Pantheon – Private Equity, £21.8 million with Allianz – Infrastructure debt, £0.5 million with CBRE Property and £50m with Aviva Property at 31st March 2017 (2016: £81.5 million). The commitments relate to outstanding call payments due in relation to the private equity and property and infrastructure debt portfolios.

27. Contingent assets

Seven admitted body employers in the Haringey Pension Fund hold insurance bonds to guard against the possibility of being unable to meet their pension obligations. These bonds are drawn in favour of the Fund and payment will only be triggered in the event of employer default.

PENSION FUND

Annex 1 to the Financial Statements

Pension Fund Accounts Reporting Requirement

Introduction

CIPFA's Code of Practice on Local Authority Accounting 2016/17 requires Administering Authorities of LGPS funds that prepare pension fund accounts to disclose what IAS26 refers to as the actuarial present value of promised retirement benefits. I have been instructed by the Administering Authority to provide the necessary information for the London Borough of Haringey Pension Fund ("the Fund").

The actuarial present value of promised retirement benefits is to be calculated similarly to the Defined Benefit Obligation under IAS19. There are three options for its disclosure in the pension fund accounts:

- showing the figure in the Net Assets Statement, in which case it requires the statement to disclose the resulting surplus or deficit;
- as a note to the accounts; or
- by reference to this information in an accompanying actuarial report.

If an actuarial valuation has not been prepared at the date of the financial statements, IAS26 requires the most recent valuation to be used as a base and the date of the valuation disclosed. The valuation should be carried out using assumptions in line with IAS19 and not the Fund's funding assumptions.

Present value of promised retirement benefits

Present value of Promised Retirement Benefits	Year ended 31/03/2017	Year ended 31/03/2016
Active members	666	719
Deferred pensioners	515	371
Pensioners	668	501
Total	1,849	1,591

The promised retirement benefits have been projected using a roll forward approximation from the latest formal funding valuation as at 31 March 2016. The approximation involved in the roll forward model means that the split of benefits between the three classes of member may not be reliable. However, I am satisfied that the total figure is a reasonable estimate of the actuarial present value of benefit promises.

The above figures include both vested and non-vested benefits, although the latter is assumed to have a negligible value. Further, I have not made any allowance for unfunded benefits.

It should be noted the above figures are appropriate for the Administering Authority only for preparation of the pension fund accounts. They should not be used for any other purpose (i.e. comparing against liability measures on a funding basis or a cessation basis).

Assumptions

The assumptions used are those adopted for the Administering Authority's IAS19 report and are different as at 31 March 2017 and 31 March 2016. I estimate that the impact of the change in financial assumptions to 31 March 2017 is to increase the actuarial present value by £265m. I estimate that the impact of the change in demographic and longevity assumptions is to decrease the actuarial present value by £34m.

PENSION FUND

Financial assumptions

Year ended	31 Mar 2017 % p.a.	31 Mar 2016 % p.a.
Inflation/Pensions Increase Rate	2.4	2.2
Salary Increase Rate	3.0	4.2
Discount Rate	2.6	3.5

Longevity assumptions

Life expectancy is based on the Fund's VitaCurves with improvements in line with the CMI 2013 model, assuming the current rate of improvements has reached a peak and will converge to long term rate of 1.25% p.a. Based on these assumptions, the average future life expectancies at age 65 are summarised below:

	Males	Females
Current Pensioners	21.8 years	24.1 years
Future Pensioners*	23.8 years	26.0 years

Please note that the longevity assumptions have changed since the previous IAS26 disclosure for the Fund.

Commutation assumptions

An allowance is included for future retirements to elect to take 50% of the maximum additional tax-free cash up to HMRC limits for pre-April 2008 service and 75% of the maximum tax-free cash for post-April 2008 service.

Sensitivity Analysis

CIPFA guidance requires the disclosure of the sensitivity of the results to the methods and assumptions used. The sensitivities regarding the principal assumptions used to measure the liabilities are set out below:

Change in assumptions for the year ended 31 March 2016	Approximate % increase to liabilities	Approximate monetary amount (£m)
0.5% decrease in discount rate	10	180
0.5% increase in salary increase rate	2	32
0.5% increase in pensions increase rate	8	145

The principal demographic assumption is the longevity assumption. For sensitivity purposes, I estimate that a 1 year increase in life expectancy would approximately increase the liabilities by around 3-5%.

Professional notes

This paper accompanies my covering report titled 'Actuarial Valuation as at 31 March 2017 for accounting purposes'. The covering report identifies the appropriate reliances and limitations for the use of the figures in this paper, together with further details regarding the professional requirements and assumptions.



Douglas Green FFA

27 April 2017

For and on behalf of Hymans Robertson LLP

This page is intentionally left blank

Governance Compliance Statement

1 Introduction

This Governance Compliance Statement document sets out how governance of the Pension Fund operates in Haringey. It is prepared in accordance with paragraph 55 of the Local Government Pension Scheme Regulations 2013 and the associated statutory guidance issued by the Department for Communities and Local Government.

The objective of the Governance Compliance Statement is to make the administration and stewardship of the scheme more transparent and accountable to the stakeholders.

2 Council delegation

Haringey Council, in its role as Administering Authority, has delegated responsibility for administering the Local Government Pension Scheme to the Pensions Committee and Board. The terms of reference for the committee were adopted by the Council in 2017, are included in the Council's constitution and are set out in the section below:

3 Terms of reference

The responsibilities for Pensions Committee and Board are set out below from the terms of reference for the committee:

- a. all the functions which are stated not to be the responsibility of The Executive in Regulation 2 and Schedule 1 paragraph H of The Local Authorities (Functions and Responsibilities) (England) Regulations 2000 (as amended) and in any Statute or subordinate legislation further amending these Regulations relating to those matters concerning the Local Government Pension Scheme.
- b. Exercising all the Council's functions as "Administering Authority" and being responsible for the management and monitoring of the Council's Pension Fund and the approval of all relevant policies and statements. This includes:
 - i. Selection, appointment and performance monitoring of investment managers, AVC scheme providers, custodians and other specialist external advisers;
 - ii. Formulation of investment, socially responsible investment and governance policies and maintaining a statement of investment principles and funding strategy statement;
 - iii. Determining the allocation of investments between each asset class;

- iv. Reviewing specialist external advisers performance;
 - v. Publicising statements and policy documents as required by legislation, government directives and best practice.
- c. Monitoring and as appropriate to decide upon Pensions Administration issues.
- d. Monitoring the Pension Fund Budget including Fund expenditure and actuarial valuations; and to receive the Pension Fund Budget annually.
- e. Agreeing to the admission of bodies into the Council's Pension scheme.
- f. Receiving actuarial valuations.
- g. Ensuring that members receive appropriate training to undertake their responsibilities.
- h. Approving the Annual Accounts of the Local Government Pension Scheme and consider recommendations from the Auditor.
- i. To secure, and to assist in securing compliance with:
- i. the Regulations,
 - ii. and any other legislation relating to the governance and administration of the Scheme and any connected scheme,
 - iii. any requirements imposed by the Pensions Regulator in relation to the Scheme and any connected scheme, and
- j. To ensure, and to assist in securing the effective and efficient governance and administration of the Scheme and any connected scheme.

4 Membership of Committee

The Committee's membership is made up of six elected members of Haringey Council and two employee and two employer representatives.

5 Compliance with statutory guidance

The Council is fully compliant with the statutory guidance issued by the Department for Communities and Local Government in 2008. Annex 1 details this compliance in each area of the guidance.

6 Local Pension Board

The Local Government Pension Scheme Regulations 2013 (paragraph 53 (4)) requires the Council to establish a Local Pension Board to assist the Pensions Committee. The Council applied under paragraph 106(2) of the Local Government Pension Scheme (Amendment) (Governance) Regulations 2015 to operate a combined Board and Committee, this request was approved, and the joint Pensions Committee and Board is now fully operational.

Annex 1: Compliance with Statutory Guidance

A. Structure
<p>a) <i>The management of the administration of benefits and strategic management of fund assets clearly rests with the main committee established by the appointing council.</i></p> <p>b) <i>That representatives of participating LGPS employers, admitted bodies and scheme members (including pensioner and deferred members) are members of either the main or secondary committee established to underpin the work of the main committee.</i></p> <p>c) <i>That where a secondary committee or panel has been established, the structure ensures effective communication across both levels.</i></p> <p>d) <i>That where a secondary committee or panel has been established, at least one seat on the main committee is allocated for a member from the secondary committee or panel.</i></p>
<p><u>Haringey position</u></p> <p>Fully compliant.</p> <p>The terms of reference for Pensions Committee and Board are clear that administration of benefits and strategic management of fund assets are part of the remit. In addition to elected members, there are members on the Committee representing Scheduled & Admitted Bodies, Active members and Pensioners. There is no secondary committee dealing with pension issues.</p>
B. Representation
<p>a) <i>That all key stakeholders are afforded the opportunity to be represented within the main or secondary committee structure. These include:-</i></p> <p style="margin-left: 20px;"><i>i) employing authorities (including non-scheme employers, e.g. admitted bodies);</i></p> <p style="margin-left: 20px;"><i>ii) scheme members (including deferred and pensioner scheme members);</i></p> <p style="margin-left: 20px;"><i>iii) independent professional observers, and</i></p> <p style="margin-left: 20px;"><i>iv) expert advisers (on an ad-hoc basis).</i></p> <p>b) <i>That where lay members sit on a main or secondary committee, they are treated equally in terms of access to papers and meetings, training and are given full opportunity to contribute to the decision making process, with or without voting rights.</i></p>
<p><u>Haringey position</u></p> <p>Fully compliant.</p> <p>In addition to elected members, there are four employer and employee positions on the committee representing Scheduled & Admitted Bodies, Active members and Pensioners. Independent and expert advisers attend as required by the Committee. All members of the committee have equal voting rights and access to all of the same papers, meetings and training.</p>
C. Selection and role of lay members
<p><i>That committee or panel members are made fully aware of the status, role and function they are required to perform on either a main or secondary committee.</i></p>
<p><u>Haringey position</u></p> <p>Fully compliant.</p> <p>The terms of reference for the Pensions Committee and Board sets out the role and function of the Committee in relation to Pensions. This is supplemented by induction training offered to all new members of the Committee. Training is reported on at every meeting, members of the committee are actively encouraged to complete wider training sessions, as well as those organised for committee members prior to committee meetings.</p>

D. Voting
<i>The policy of individual administering authorities on voting rights is clear and transparent, including the justification for not extending voting rights to each body or group represented on main LGPS committees.</i>
<u>Haringey position</u> Fully compliant. The policy regarding voting rights is clearly set out and all members of the Pensions Committee and Board have equal voting rights. The nature of the decision making by the committee is such that almost all decision making is done by a reached consensus among the group of committee members, rather than by voting.
E. Training, Facility time, Expenses
a) <i>That in relation to the way in which statutory and related decisions are taken by the administering authority, there is a clear policy on training, facility time and reimbursement of expenses in respect of members involved in the decision-making process.</i> b) <i>That where such a policy exists, it applies equally to all members of committees, sub-committees, advisory panels or any other form of secondary forum.</i>
<u>Haringey position</u> Fully compliant. There is a clear policy on reimbursement of expenses for elected members of the Pensions Committee and Board. All members of the committee, have equal access to training.
F. Meetings (frequency/quorum)
a) <i>That an administering authority's main committee or committees meet at least quarterly.</i> b) <i>That an administering authority's secondary committee or panel meet at least twice a year and is synchronised with the dates when the main committee sits.</i> c) <i>That administering authorities who do not include lay members in their formal governance arrangements, provide a forum outside of those arrangements by which the interests of key stakeholders can be represented.</i>
<u>Haringey position</u> Fully compliant. The committee meets at least four times a year (recently this has been five times per annum). Additional formal or informal e.g. training meetings or manager selection days are held when necessary.
G. Access
<i>That subject to any rules in the Council's constitution, all members of main and secondary committees or panels have equal access to committee papers, documents and advice that falls to be considered at meetings of the main committee.</i>
<u>Haringey position</u> Fully compliant. All members of the committee have equal access to all papers, documents and advice.
H. Scope
<i>That administering authorities have taken steps to bring wider scheme issues within the scope of their governance arrangements.</i>

Haringey position

Fully compliant.

The Pensions Committee and Board's terms of reference include the wide range of pension's issues – investment, funding, administration, admission and budgeting.

I. Publicity

That administering authorities have published details of their governance arrangements in such a way that stakeholders with an interest in the way in which the scheme is governed can express an interest in wanting to be part of those arrangements.

Haringey position

Fully compliant.

The Governance Compliance Statement is circulated to all employers in the Pension Fund and published on the Council's website.

LONDON BOROUGH OF HARINGEY PENSION FUND

INVESTMENT STRATEGY STATEMENT

1. Introduction

Haringey Council is the Administering Authority for the Local Government Pension Scheme in the London Borough of Haringey area and as such is responsible for the investment of the Pension Fund's ("the Fund") assets. The Council has delegated this responsibility to the Pensions Committee and Board (henceforth referred to as "the Committee").

The Committee is responsible for setting the investment strategy for the Fund, appointing fund managers to implement it and monitoring the performance of the strategy. The Committee retains an independent adviser and the services of an investment Consulting firm, in addition to the advice it receives from the Chief Financial Officer and other Officers.

Stock level decisions are taken by the investment managers appointed by the Fund to implement the agreed investment strategy. These decisions are taken within the parameters set out for each manager – more details are provided in Appendix B.

The Local Government Pension Scheme (Management and Investment of Funds) Regulations 2016 requires administering authorities to formulate and to publish a statement of its investment strategy, in accordance with guidance issued from time to time by the Secretary of State.

The Investment Strategy Statement will be an important governance tool for the Fund, as well providing transparency in relation to how the Fund's investments are managed. It will be kept under review and revised from time to time in order to reflect any changes in policy.

The Committee complies with the requirements of the Myners Review of Institutional Investment, which can be found in Appendix A, alongside a review of the Fund's compliance with the principles.

Key Investment Beliefs

The key investment beliefs held by the Committee form the foundation of discussions, and assist decisions, regarding the structure of the Fund's investment policy

The Fund's key investment beliefs are set out below:

(i) Investment Governance

The Fund has the necessary skills, expertise and resources to take decisions on asset allocations, rebalancing and fund manager appointments.

Day to day investment decisions are delegated to regulated external fund managers that have appropriate skills and experience.

Investment Consultants, Independent Advisors and Officers are a source of expertise and research to inform Committee decisions.

The Committee's primary goal is the security of assets, and it will only take decisions when it is convinced that it is right to do so. In that regard, training in advance of decision making is considered a priority.

(ii) Long Term Approach

The strength of the largest employers' covenant (London Borough of Haringey) allows a longer term deficit recovery period and for the Fund to take a long term view of investment strategy.

The most important aspect of risk is not the volatility of returns but the risk of absolute loss and of not meeting the objective of facilitating low, stable contribution rates for employers.

Illiquidity and volatility are risks which offer potential sources of additional compensation to the long term investor. Moreover, it is important to avoid being a forced seller in short term markets.

Participation in economic growth is a major source of long term equity returns.

Over the long term, equities are expected to outperform other liquid assets, particularly government bonds.

Well governed companies that manage their businesses in a responsible manner will likely produce higher returns over the long term.

(iii) Appropriate Investments

Allocations to asset classes other than equities and government bonds (e.g. multi-sector credit, private equity, infrastructure and property) offer the Fund access to other forms of risk premia and provide diversification.

Diversification across asset classes and asset types is expected to reduce the volatility of the

overall Fund return.

(iv) Management Strategies

Passive management provides low cost exposure to asset class returns and is especially attractive in efficient markets, where there is limited evidence that active management can consistently generate returns (after additional costs) that exceed index benchmarks. The Committee takes the view that most equity markets are sufficiently efficient to prefer passive equity investment.

Active management will be considered in markets in which passive approaches are either impossible or where there is strong evidence that active management can add value over the long-term (for example Property and alternative investments such as Private Equity) and which are therefore suited to active management.

Active management is more expensive than passive management, and fees should be aligned to the value created in excess of the performance of the market.

Active management performance should be monitored over multi-year rolling cycles and assessed to confirm that the original investment process on appointment is being delivered and that continued appointment is appropriate.

Implementation of strategies should be consistent with the governance capabilities of the Committee.

Objectives

The primary objective of the Fund is:

- To provide for members' pension and lump sum benefits on their retirement or for their dependants benefits on death before or after retirement on a defined benefits basis.

The investment objective of the Fund is:

- To achieve a return on Fund assets that is sufficient, over the long term, to meet its funding objectives.

The Committee recognises that the investment performance of the Fund is critical as it impacts directly on the level of employer contributions that the employers are required to pay.

This statement will be reviewed by the Committee at least triennially, or more frequently should any significant change occur.

2. Investment strategy and the process for ensuring suitability of investments

The Fund's benchmark investment strategy, along with an overview of the role each asset is expected to perform is set out in the following table:

Asset class	Allocation (%)	Allowable ranges (%)	Role(s) within the strategy
Listed Equities	52.5		Aim to generate returns in excess of inflation, through exposure to the shares of domestic and overseas companies.
UK Equities	8.8	+/- 3.0	
Overseas Market Capitalisation Equities	28.8	+/-5.0	
Global Low Carbon Equities	14.9	+/- 3.0	
Private Equity	5.0	_*	Aim to generate returns in excess of inflation, through exposure to companies that are not publicly traded, whilst providing some diversification away from listed equities and bonds.
Property	12.5	_*	Aim to generate returns in excess of inflation through exposure to UK and overseas property markets, through both income and capital appreciation, whilst providing some diversification away from equities and bonds.
Conventional Property	7.5	+/- 2.5	Traditional "core" property.
Long Lease Property	5.0	+/- 2.5	Long Lease Property is a lower risk approach compared to conventional property and focuses on delivering returns by harvesting long-term, secure contractual income that will increase over time through a combination of fixed and inflation related increases.
Infrastructure Debt	5.0	_*	A low risk asset producing returns by investing in senior debt secured on infrastructure assets
Renewable Energy Infrastructure	5.0	_*	Aims to generate returns in excess of inflation, through exposure to a diversified mix of renewable energy infrastructure sectors whilst providing some diversification away from listed equities and bonds.

Multi-Sector Credit	5.0	+/- 1.0	Provides diversified exposure to global credit markets to capture both income and capital appreciation of underlying markets and securities.
UK Index-Linked Gilts	15.0	+/-3%	Expected to produce an income stream with an explicit linkage to inflation, and interest rate sensitivity, which is expected to mitigate the impact to some extent of changes in interest rates and inflation expectation on the Fund's funding position.
Total	100.0		

* Given the illiquid nature of these asset classes, there is no formal tolerance range in place. However, the Committee will closely monitor the position of the Fund over time, including these asset classes.

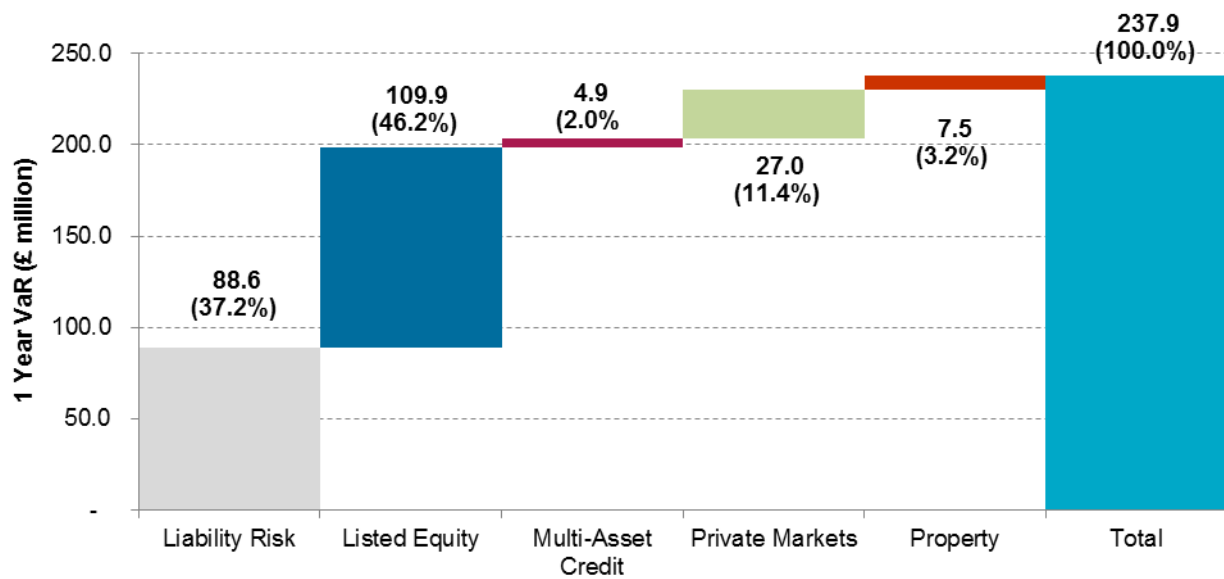
Note: Full details of the asset allocation of the Fund, including the investment managers and their respective performance benchmarks, are included in Appendix B.

3. Risk measurement and management

There are a number of risks to which any investment is exposed. The Fund's investment strategy has an inherent degree of risk which has to be taken in order to achieve the rate of return required to meet its funding objectives. The Fund has put in place a number of controls in order to manage the level of risk taken.

The benchmark the Committee has set involves a wide range of asset classes and geographical areas. This diversification aims to reduce the risk of low or negative returns to an acceptable level. As noted above, the Committee believes that active management of investments is appropriate in some asset classes, but not all. Active management introduces the risk of relative underperformance of an investment compared to its benchmark or wider market returns for that asset class. As the majority of the Fund's assets (all equities and index-linked gilts) are invested on a passive basis, the risk of underperforming the benchmark has been significantly reduced.

The following graph provides an indication of the main sources of investment risk (estimated by Mercer) relative to how the Fund's liabilities are currently valued (this is an estimate as at March 2016 and will change over time). The graph shows risk, as measured by a one year "value at risk" measure at the 5% level - in other words, if we consider a downside scenario which has a 1 in 20 chance of occurring, this would be the impact on the deficit relative to our "best estimate" of what the deficit would be in one years' time.



The following risks are recognised and considered by the Committee:

Valuation risk: the Actuarial Valuation assumes that the Fund generates an expected return equal to or in excess of the Fund's discount rate. An important risk to which the Fund is exposed is that the return is not achieved, either due to unexpected increases in the value placed on the liabilities, or if the assets do not perform as expected. This risk is reduced by the diversified investment strategy the Fund employs, through the alignment of the investment strategy with funding requirements through regular reviews, and through regular monitoring.

Longevity risk: this is the risk that the members of the Fund live longer than expected under the Actuarial Valuation assumptions. This risk is captured within the Actuarial Valuation report which is conducted at least triennially and monitored by the Committee, but any increase in longevity will only be realised over the long term.

Sponsor Covenant risk: the financial capacity and willingness of the sponsoring employers to support the Fund is a key consideration of the Committee and is reviewed on a regular basis.

Diversification risk: the Committee recognises the risks that may arise from the lack of diversification of investments. Subject to managing the risk from a mismatch of assets and liabilities, the Committee aims to ensure that the asset allocation policy results in an adequately diversified portfolio.

Liquidity risk: the Committee recognises that there is liquidity risk in holding assets that are not readily marketable and realisable. Given the Fund's long term investment horizon, the Committee believes that a degree of liquidity risk is acceptable, given the potential return. The majority of the Fund's assets are realisable at short notice.

Manager risk: the Fund's assets are invested with a number of managers to provide appropriate diversification.

Regulatory and political risk: across all of the Fund's investments, there is the potential for adverse regulatory or political change. Regulatory risk arises from investing in a market environment where the

regulatory regime may change. This may be compounded by political risk in those environments subject to unstable regimes. The Committee will attempt to invest in a manner which considers the impact of any such regulatory or political change should such a change occur.

Exchange rate risk: this risk arises from unhedged currency exposure on investments overseas. The Committee has agreed to hedge 50% of the overseas equity exposure (excluding Emerging Markets) to protect the sterling value of these investments and to reduce the volatility that arises from movements in exchange rates. Currency hedging on other assets is considered on a case of case, as appropriate.

Cashflow risk: the Fund's cashflow position is carefully monitored on a regular basis. As appropriate, positive and negative cashflows are used to help rebalance the investment policy closer into line with the target. Over time, it is expected that the size of pensioner cashflows will increase as the Fund matures and greater consideration will need to be given to raising assets to meet outgoings. The Committee recognises that this can present additional risks, particularly if there is a requirement to sell assets at inopportune times.

Governance: members of the Committee participate in regular training sessions. The Committee is aware that poor governance and, in, particular, high turnover of members may prove detrimental to the investment strategy, fund administration, liability management and corporate governance, and seek to minimise turnover where possible.

Environmental, Social and Governance: the Committee wishes to have an active influence on issues of environmental, social or governance (ESG) concern with companies in which the Fund is a shareholder. It will seek to codify its approach with Fund Managers and will use the services of specialist agencies as necessary to identify issues of concern. The Committee requires the Fund Managers to take into account the implications of substantial "extra-financial" considerations, e.g., ESG or reputational issues that could bring a particular investment decision into the public arena.

The full ESG policy of the Fund is outlined in Section 5.

4. Approach to asset pooling

The Fund has formally agreed to join the London Collective Investment Vehicle (CIV) as part of the Government's pooling agenda. The London CIV has been operational for some time and is in the process of opening a range of sub-funds covering liquid asset classes, with less liquid asset classes to follow.

The Fund will consider transitioning liquid assets (as appropriate) into the London CIV when there are suitable investment strategies that meet the asset allocation and investment strategy available on the London CIV platform.

The Fund's illiquid assets (e.g. Property, Private Equity and Infrastructure related) are expected to remain outside of the London CIV pool. The cost of exiting these strategies would have a negative financial impact on the Fund. These will be held as legacy assets until such time as they mature and proceeds re-invest through the pool assuming it has appropriate strategies available or until the Fund changes asset allocation and makes a decision not to reinvest. The Committee will regularly review the assets that it has determined should be held outside the London CIV, at least every three years, to ensure that this decision continues to demonstrate value for money.

5. Social, environmental and corporate governance policy

The Fund believes the adoption by companies of positive Environmental, Social and Governance principles can enhance their long term performance and increase their financial returns. The Fund has demonstrated this by adopting the United Nations Principles for Responsible Investment and by being a member of the Local Authority Pension Fund Forum, which undertakes engagement activity with companies on behalf of its members.

In addition, the Fund has demonstrated this by allocating one-third of its equity portfolio (excluding Emerging Markets) to a passive fund that tracks the MSCI World Low Carbon Target Index. This index aims to reduce exposure to companies with the highest carbon footprints, relative to a market capitalisation benchmark. Further, the Fund has made commitments expected to be equivalent to c. 5% of assets to two Renewable Energy mandates. These mandates will invest in infrastructure assets that are linked to the production of different forms of Renewable Energy (e.g. Wind, Solar, Tidal power). This further demonstrates the commitment of the Fund to Environmental principles. The Fund believes that further reduction in exposure to fossil fuel industries will reduce risk and secure stronger returns for the fund over the long term.

Investment managers are expected to consider responsible investment issues when voting on behalf of the Fund. However in instances where shareholder value and responsible investment conflict, the investment managers are instructed to vote for shareholder value and report these instances to the Committee. All investment managers are expected to vote in respect of all pooled funds.

The Committee has member and other stakeholder representatives who actively engage with stakeholders to ensure the Fund is aware and can respond effectively to stakeholder concerns.

Investments that deliver social impact as well as a financial return are often described as “social investments”. Social investment includes a wide spectrum of investment opportunities. The Fund is consistent in the application of risk and return requirements when evaluating all investment opportunities including those that address societal challenges but generate competitive financial returns with an acceptable risk / return profile in line with the investment strategy.

The Fund does not exclude investments in order to pursue boycotts, divestment and sanctions against foreign nations and UK defence industries, other than where formal legal sanctions, embargoes and restrictions have been put in place by the Government.

6. Policy of the exercise of rights (including voting rights) attaching to investments

The Fund believes that active Stewardship can promote the long term success of companies for the benefit of stakeholders including investors.

Stewardship Code Statement

The Fund has committed to becoming a Signatory to the UK Stewardship Code and will prepare a formal statement of compliance. An interim statement in relation to the Seven Principles of the UK Stewardship Code is provided below:

Principle 1: Institutional investors should publicly disclose their policy on how they will discharge their stewardship responsibilities.

The Fund takes its responsibilities as a shareholder seriously and has made a commitment to the informed exercise of its ownership rights.

Principle 2: Institutional investors should have a robust policy on managing conflicts of interest in relation to stewardship and this policy should be publicly disclosed.

The Fund expects its investment managers to have effective policies addressing potential conflicts of interest. In respect of conflicts of interest within the Fund, Committee members are required to make declarations of interest prior to committee meetings.

Principle 3: Institutional investors should monitor their investee companies.

Day-to-day responsibility for managing the Fund's equity holdings is delegated to our appointed investment managers and the Fund expects them to monitor companies, intervene where necessary, and report back regularly on activity undertaken.

Principle 4: Institutional investors should establish clear guidelines on when and how they will escalate their activities as a method of protecting and enhancing shareholder value.

Responsibility for day-to-day interaction with companies is delegated to the Fund's investment managers, including the escalation of engagement when necessary. On occasion, the Fund may itself choose to escalate activity; this will typically be through our membership of the Local Authority Pension Fund Forum (LAPFF). When this occurs, the Committee will typically take a minuted vote on the decision whether to participate in the proposed activity.

Principle 5: Institutional investors should be willing to act collectively with other investors where appropriate.

The Fund seeks to work collaboratively with other institutional shareholders in order to maximise the influence that it can have on individual companies. This is achieved through our LAPFF membership, together with initiatives proposed by our investment managers or other advisors.

Principle 6: Institutional investors should have a clear policy on voting and disclosure of voting activity.

The Fund invests via pooled funds and is therefore subject to the underlying investment managers' policies. The Fund expects its investment managers to exercise all votes associated with the Fund's equity holdings where practicable. The Fund encourages its investment managers to publicly disclose their voting records. The Fund also looks to fulfil its responsibilities regarding shareholder voting through its membership of LAPFF.

Generally, the Fund expects its investment managers to support resolutions that are consistent with the UK Corporate Governance Code and represent best practice. In overseas markets, the Committee expects the managers to take account of local best practice principles.

Where resolutions or issues fall short of the expected standards, the Committee expects managers will either abstain or vote against, depending on the individual circumstances of the company and the issues presented. The Committee expects the investment managers to report on their voting activities on a regular basis and the Fund's Officers consider whether each manager's actions and engagement activities have been appropriate and in keeping with the Fund's policy.

The policy is reviewed at least annually in order to take account of regulatory developments and timely or controversial issues may be discussed at Committee meetings.

Principle 7: Institutional investors should report periodically on their stewardship and voting activities.

The Fund expects its underlying investment managers to report regularly to both the Officers and the Committee with respect to voting and engagement activities, including examples of company engagement, progress on engagement over time and collaborative activities. The Fund encourages its investment managers to publicly report on their stewardship activities. The Fund will report on its stewardship activity to the Committee on an annual basis.

Advice Taken

In constructing this statement, the Committee has taken advice from a representative of the Fund's professional investment advisor (Mercer Limited), an independent advisor (John Raisin Financial Services Limited), and the Borough's Chief Financial Officer (and other Officers).

Appendix A - Myners Investment Principles – Compliance Statement

Principle 1: Effective Decision-making

Administering authorities should ensure that:

- decisions are taken by persons or organisations with the skills, knowledge, advice and resources necessary to make them effectively and monitor their implementation; and
- those persons or organisations have sufficient expertise to be able to evaluate and challenge the advice they receive, and manage conflicts of interest.

Haringey Position

Haringey offers regular training to all members of the Committee to ensure they have the necessary knowledge to make decisions and challenge the advice they receive.

Principle 2: Clear Objectives

An overall investment objective should be set out for the fund that takes account of the scheme's liabilities, the potential impact on local taxpayers, the strength of the covenant for non-local authority employers, and the attitude to risk of both the administering authority and scheme employers, and these should be clearly communicated to advisors and investment managers.

Haringey Position

The Fund sets out an investment objective in this statement, which reflects the financial requirements of the agreed funding policy and the desire to return to full funding over the long-term, in combination with an acceptable level of contributions.

Principle 3: Risk and liabilities

In setting and reviewing their investment strategy, administering authorities should take account of the form and structure of liabilities. These include the implications for the local taxpayers, the strength of the covenant for participating employers, the risk of their default and longevity risk.

Haringey Position

The Fund's investment strategy was set following the results of the last formal Actuarial Valuation, which incorporated these issues. The investment strategy has since been revised to seek to further improve risk adjusted returns.

Principle 4: Performance assessment

Arrangements should be in place for the formal measurement of performance of the investments, investment managers and advisors.

Administering authorities should also periodically make a formal assessment of their own effectiveness as a decision-making body and report on this to scheme members.

Haringey Position

The Committee reviews the performance of Fund investments on a quarterly basis and meets with investment managers (via Officers) at least once a year. Contracts with advisers are reviewed regularly. The Committee undertakes an assessment of its own effectiveness on a regular basis.

Principle 5: Responsible ownership

Administering authorities should:

- Adopt, or ensure their investment managers adopt, the Financial Reporting Council (FRC) UK Stewardship Code on the responsibilities of shareholders and agents
- Include a statement of their policy on responsible ownership in the statement of investment principles.
- Report periodically to scheme members on the discharge of such responsibilities.

Haringey Position

The Fund's investment managers have adopted or are committed to the UK Stewardship Code.

The Fund includes a statement of its policy on responsible ownership in this statement. This is reported to members at least annually through the annual report.

Principle 6: Transparency and reporting

Administering authorities should:

- Act in a transparent manner, communicating with stakeholders on issues relating to their management of investments, its governance and risks, including performance against stated objectives
- Provide regular communication to scheme members in the form they consider most appropriate

Haringey Position

The Fund communicates with its stakeholders through the publication of policy statements and an Annual Report on its website. The Fund communicates regularly with its members and the communication policy statement provides information about how this is done.

Appendix B – Investment Manager Performance Targets and Benchmarks

Manager	Portfolio		Benchmark	Performance Target
LGIM	Global Equities and Index-Linked Gilts	67.5	See Appendix C	Index (passively managed)
Pantheon Private Equity	Private Equity	5.0	MSCI World Index	+ 3.5% p.a.
CBRE Global Investors	Conventional Property	7.5	IPD UK Pooled Property Funds All Balanced Index	+1% p.a. gross of fees over a rolling 5 year period
Aviva Investors	Long Lease Property	5.0	50% FTSE Actuaries 5-15 Year Gilt Index 50% FTSE 15 Years + Gilt Index*	+1.50% p.a. over the medium to long term
Allianz	Infrastructure Debt	5.0	5.5% p.a.	Benchmark
BlackRock	Renewable Energy Infrastructure	2.5	n/a	8.0% p.a. Hurdle Rate/Preferred Return
Copenhagen Infrastructure Partners (CIP)	Renewable Energy Infrastructure	2.5	n/a	6.5% p.a. Hurdle Rate/Preferred Return
CQS	Multi Sector Credit	5.0	3 month GBP LIBOR	+ 4.5% p.a.

* The Fund invests in the Aviva Lime Property Fund, which invests in a diversified portfolio of UK Real Estate assets with long leases and strong covenants. The official performance objective is to outperform the composite benchmark in the table above by 1.5% over the medium to long term. In practice, the shorter term performance of the benchmark has the scope to perform very differently to the underlying property assets. Over shorter periods (less than 5 years), the Officers will assess the performance of this part of the portfolio on a total return basis, whereby around 60% to 80% of this is expected to be derived from rental income (with capital appreciation being the balance).

Appendix C – Global Equity and Bond Benchmarks

The table below outlines details on the Fund's passive managed investments, held with LGIM. This allocation comprises all of the Fund's listed equity and index linked gilt exposure. The aim of these passively managed funds is to track the performance of the respective indices within a lower level of tracking deviation (gross of fees) over rolling 3-year periods.

Asset Class	Benchmark	Allocation (% total Fund assets)
UK Equities	FTSE All Share	8.8%
Overseas Market Capitalisation Equities		28.8%
North America	FT World Developed North America Index (Unhedged)	12.7%
Europe ex UK	FT World Developed Europe ex-UK Index (Unhedged)	4.3%
Pacific ex Japan	FTSE Developed Asia Pacific (ex-Japan) Index	2.0%
Japan	FTSE Japan Index (Unhedged)	2.0%
Emerging Markets	FTSE Emerging Markets Index (Unhedged)	7.8%
Global Low Carbon Equities	MSCI World Low Carbon Target Index	14.9%
Index Linked Gilts	FTA Index Linked Over 5 Years Index	15.0%
Total		67.50%

This page is intentionally left blank

Local Government Pension Scheme Regulations 2013 Regulation 61

Policy Statement on Communications with Scheme Members and Employers

Effective communication between Haringey Council, the scheme members, and the employers within the fund is essential to the proper management of the LGPS on a transparent and accountable basis.

This document sets out a policy framework within which the Council will communicate with :-

- Members of the scheme and their family units.
- Representatives of members
- Employing bodies and
- Prospective members

It identifies the format, frequency and method of distributing information and publicity. It also outlines the processes for promoting the scheme to prospective members and employing bodies.

Members of the scheme:

A. Points of Contacts:

- i. Pension Team for day-to-day contact and visits.
- ii. Ad hoc briefings and workshops
- iii. Harinet
- iv. Pensions Web Page

A pensions page is maintained on Harinet and on the Haringey Web Site which provides:-

- Guides to the LGPS including Pension Sharing on Divorce, Increasing Pension Benefits and the Appeals Process
- Forms which allow members to :-
 - Join or leave the scheme or opt to join the 50/50 scheme.
 - Indicate to the Council how any death grant should be disbursed.
- Policy Statements on the use of the Council's Discretionary Powers, Investment Principles. The Financial Strategy Statement and the Communications Strategy
- Annual Reports and Pensions Bulletins
- Notice of events
- Contact details for the Pensions Team

- Links to other useful sites including the scheme regulations and on-line to the Local Government Pension Scheme.

The information held on the Harinet and Pensions Web Pages is reviewed and updated on a regular basis. Although the web page mirrors the information held on Harinet, it extends to a wider audience and allows the family unit to access pensions information relevant to them.

B. Levels of Communication:

- i. General day to day administration of the scheme
- ii. Annual payslips and annual newsletter to Pensioner Members
- iii. Statutory notices and statements e.g : individual notices regarding entry to the scheme or hours changes and Annual Benefits Statements .
- iv. Formal notice of significant proposals to change the scheme
- v. Life certificates to Pensioners living abroad.

C. Medium of communication

- i. Telephone and e-mail
- ii. Hard copy dispatches
- iii. Workshops/ Employee Briefings
- iv. Face to face meetings

D. Timing

- i. General policy is to issues statutory notifications and statements within the prescribed limits and to respond to written enquiries within 10 working days.
- ii. An Annual Report on the Fund is published annually.
- iii. Pension Bulletins on items of significance are issued as the need arises.
- vi. The Pensions Newsletter is published in April of each year to coincide with pensions increase awards.
- v. The Deferred Members Newsletter is published each year and coincides with the distribution of the Deferred Members Annual Benefits Statements

Representatives of members

A. Points of Contact

- i. The Corporate Industrial Relations Group
- ii. Council and Staff Joint Consultative Committee
- iii. Pensions Committee and General Purposes Committee
- iv. Face to face meetings or issues raised in correspondence or by telephone.
- v. Ad hoc presentations to Trade Union Officers and work place representatives.

B. Levels of communication

- i. Consultation on proposed scheme changes and significant policy issues on the use of employer discretions.
- ii. Joint meetings with staff affected by TUPE transfers
- iii. Response to employee complaints or queries via their representatives.
- iv. Semi- formal meetings to brief employee representatives on scheme changes or to explain existing scheme rules.

C. Medium of communication

- i. Telephone and e-mail
- ii. Hard copy dispatches
- iii. Group meetings at Officer level
- iv. Committee meetings at Elected Member level
- v. Face to face meetings

D. Timing

Formal meetings are dictated by pre determined dates. Informal meetings as an when required.

Employers

A. Points of contact:

Day to day contact falls into three categories:-

- i. Pensions Team for day to day administration
- ii. Pay Support (where the Council provides a payroll service)
- iii. Finance for FRS 17 disclosure and funding issues.

B. Levels of Communication:

- i. General day to day administration of the scheme
- ii. Formal notification of discussion documents and consultation papers
- iii. Employer briefings on issues affecting the scheme including an Employers Guide to the LGPS

- iv. Pre and post fund valuation meetings.

C. Medium of communication

- i. Telephone and e-mail
- ii. Site visits
- iii. Hard copy dispatches

D. Timing

The general policy is to keep employers informed of issues as they arise or are expected to arise in good time for the appropriate action to be taken or comments considered.

We are proposing to improve the data quality from the employers through the implementation of iconnect which is a system to interface between employer payroll systems and the pension systems and should improve data quality at source.

Prospective Members and promoting the LGPS

- i. All new starters are issued with a leaflet Important Pensions Information as part of their new starter packs. This gives a brief outline of the scheme benefits and the alternative choices available.
- ii. An Annual Benefits Statement are issued yearly. This ensures that members appreciate the value of being a scheme member which they can share with colleagues.
- iii. Promotions of the Additional Voluntary Contributions Scheme are held in conjunction with the Council's AVC providers. These events are open to all staff and act to attract non members to the LGPS.

London Borough of Haringey Pension Fund

Funding Strategy Statement

March 2017

Contents

	PAGE
Funding Strategy Statement	
1 Introduction	1
2 Basic Funding issues	4
3 Calculating contributions for individual Employers	8
4 Funding strategy and links to investment strategy	19
5 Statutory reporting and comparison to other LGPS Funds	21
Appendices	
Appendix A – Regulatory framework	23
Appendix B – Responsibilities of key parties	25
Appendix C – Key risks and controls	27
Appendix D – The calculation of Employer contributions	31
Appendix E – Actuarial assumptions	34
Appendix F – Glossary	37

HYMANS ROBERTSON LLP

1 Introduction

1.1 What is this document?

This is the Funding Strategy Statement (FSS) of the London Borough of Haringey Pension Fund (“the Fund”), which is administered by the London Borough of Haringey, (“the Administering Authority”).

It has been prepared by the Administering Authority in collaboration with the Fund’s actuary, Hymans Robertson LLP, and after consultation with the Fund’s employers and investment adviser. It is effective from 1 April 2017.

1.2 What is the London Borough of Haringey Pension Fund?

The Fund is part of the national Local Government Pension Scheme (LGPS). The LGPS was set up by the UK Government to provide retirement and death benefits for local government employees, and those employed in similar or related bodies, across the whole of the UK. The Administering Authority runs the London Borough of Haringey Fund, in effect the LGPS for the Haringey area, to make sure it:

- receives the proper amount of contributions from employees and employers, and any transfer payments;
- invests the contributions appropriately, with the aim that the Fund’s assets grow over time with investment income and capital growth; and
- uses the assets to pay Fund benefits to the members (as and when they retire, for the rest of their lives), and to their dependants (as and when members die), as defined in the LGPS Regulations. Assets are also used to pay transfer values and administration costs.

The roles and responsibilities of the key parties involved in the management of the Fund are summarised in [Appendix B](#).

1.3 Why does the Fund need a Funding Strategy Statement?

Employees’ benefits are guaranteed by the LGPS Regulations, and do not change with market values or employer contributions. Investment returns will help pay for some of the benefits, but probably not all, and certainly with no guarantee. Employees’ contributions are fixed in those Regulations also, at a level which covers only part of the cost of the benefits.

Therefore, employers need to pay the balance of the cost of delivering the benefits to members and their dependants.

The FSS focuses on how employer liabilities are measured, the pace at which these liabilities are funded, and how employers or pools of employers pay for their own liabilities. This statement sets out how the Administering Authority has balanced the conflicting aims of:

- affordability of employer contributions,
- transparency of processes,
- stability of employers’ contributions, and
- prudence in the funding basis.

There are also regulatory requirements for an FSS, as given in [Appendix A](#). This FSS has been prepared taking account of the revised guidance on preparing and maintaining a FSS issued by CIPFA in 2016.

The FSS is a summary of the Fund’s approach to funding its liabilities, and this includes reference to the Fund’s other policies; it is not an exhaustive statement of policy on all issues. The FSS forms part of a framework which includes:

HYMANS ROBERTSON LLP

- the LGPS Regulations;
- the Rates and Adjustments Certificate (confirming employer contribution rates for the next three years) which can be found in an appendix to the formal valuation report;
- actuarial factors for valuing individual transfers, early retirement costs and the costs of buying added service; and
- the Fund's Statement of Investment Principles / Investment Strategy Statement (see [Section 4](#))

1.4 How does the Fund and this FSS affect me?

This depends who you are:

- a member of the Fund, i.e. a current or former employee, or a dependant: the Fund needs to be sure it is collecting and holding enough money so that your benefits are always paid in full;
- an employer in the Fund (or which is considering joining the Fund): you will want to know how your contributions are calculated from time to time, that these are fair by comparison to other employers in the Fund, and in what circumstances you might need to pay more. Note that the FSS applies to all employers participating in the Fund;
- an Elected Member whose council participates in the Fund: you will want to be sure that the council balances the need to hold prudent reserves for members' retirement and death benefits, with the other competing demands for council money;
- a Council Tax payer: your council seeks to strike the balance above, and also to minimise cross-subsidies between different generations of taxpayers.

1.5 What does the FSS aim to do?

The FSS sets out the objectives of the Fund's funding strategy, such as:

- to ensure the long-term solvency of the Fund, using a prudent long term view. This will ensure that sufficient funds are available to meet all members'/dependants' benefits as they fall due for payment;
- to ensure that employer contribution rates are reasonably stable where appropriate;
- to minimise the long-term cash contributions which employers need to pay to the Fund, by recognising the link between assets and liabilities and adopting an investment strategy which balances risk and return (**NB** this will also minimise the costs to be borne by Council Tax payers);
- to reflect the different characteristics of different employers in determining contribution rates. This involves the Fund having a clear and transparent funding strategy to demonstrate how each employer can best meet its own liabilities over future years; and
- to use reasonable measures to reduce the risk to other employers and ultimately to the Council Tax payer from an employer defaulting on its pension obligations.

HYMANS ROBERTSON LLP

1.6 How do I find my way around this document?

In [Section 2](#) there is a brief introduction to some of the main principles behind funding, i.e. deciding how much an employer should contribute to the Fund from time to time.

In [Section 3](#) we outline how the Fund calculates the contributions payable by different employers in different situations.

In [Section 4](#) we show how the funding strategy is linked with the Fund's investment strategy.

In the [Appendices](#) we cover various issues in more detail if you are interested:

- A. the regulatory background, including how and when the FSS is reviewed,
- B. who is responsible for what,
- C. what issues the Fund needs to monitor, and how it manages its risks,
- D. some more details about the actuarial calculations required,
- E. the assumptions which the Fund actuary currently makes about the future,
- F. a [glossary](#) explaining the technical terms occasionally used here.

If you have any other queries please contact Thomas Skeen, Head of Pensions in the first instance at e-mail address thomas.skeen@haringey.gov.uk or on telephone number 020 8489 1341.

2 Basic Funding issues

(More detailed and extensive descriptions are given in [Appendix D](#)).

2.1 How does the actuary measure the required contribution rate?

In essence this is a three-step process:

1. Calculate the ultimate funding target for that employer, i.e. the ideal amount of assets it should hold in order to be able to pay all its members' benefits. See [Appendix E](#) for more details of what assumptions we make to determine that funding target;
2. Determine the time horizon over which the employer should aim to achieve that funding target. See the table in [3.3](#) and [Note \(c\)](#) for more details;
3. Calculate the employer contribution rate such that it has at least a given probability of achieving that funding target over that time horizon, allowing for different likelihoods of various possible economic outcomes over that time horizon. See [2.3](#) below, and the table in [3.3 Note \(e\)](#) for more details.

2.2 What is each employer's contribution rate?

This is described in more detail in [Appendix D](#). Employer contributions are normally made up of two elements:

- a) the estimated cost of benefits being built up each year, after deducting the members' own contributions and including administration expenses. This is referred to as the "*Primary rate*", and is expressed as a percentage of members' pensionable pay; plus
- b) an adjustment for the difference between the Primary rate above, and the actual contribution the employer needs to pay, referred to as the "*Secondary rate*". In broad terms, payment of the Secondary rate will aim to return the employer to full funding over an appropriate period (the "time horizon"). The Secondary rate may be expressed as a percentage of pay and/or a monetary amount in each year.

The rates for all employers are shown in the Fund's Rates and Adjustments Certificate, which forms part of the formal Actuarial Valuation Report. Employers' contributions are expressed as minima, with employers able to pay contributions at a higher rate. Account of any higher rate will be taken by the Fund actuary at subsequent valuations, i.e. will be reflected as a credit when next calculating the employer's contributions.

2.3 What different types of employer participate in the Fund?

Historically the LGPS was intended for local authority employees only. However over the years, with the diversification and changes to delivery of local services, many more types and numbers of employers now participate. There are currently more employers in the Fund than ever before, a significant part of this being due to new academies.

In essence, participation in the LGPS is open to public sector employers providing some form of service to the local community. Whilst the majority of members will be local authority employees (and ex-employees), the majority of participating employers are those providing services in place of (or alongside) local authority services: academy schools, contractors, housing associations, charities, etc.

The LGPS Regulations define various types of employer as follows:

Scheduled bodies - councils, and other specified employers such as academies and further education establishments. These must provide access to the LGPS in respect of their employees who are not eligible to join another public sector scheme (such as the Teachers Scheme). These employers are so-called because they are specified in a schedule to the LGPS Regulations.

HYMANS ROBERTSON LLP

It is now possible for Local Education Authority schools to convert to academy status, and for other forms of school (such as Free Schools) to be established under the academies legislation. All such **academies (or Multi Academy Trusts)**, as employers of non-teaching staff, become separate new employers in the Fund. As academies are defined in the LGPS Regulations as “Scheduled Bodies”, the Administering Authority has no discretion over whether to admit them to the Fund, and the academy has no discretion whether to continue to allow its non-teaching staff to join the Fund. There has also been guidance issued by the DCLG regarding the terms of academies’ membership in LGPS Funds.

Designating employers - employers such as town and parish councils are able to participate in the LGPS via resolution (and the Fund cannot refuse them entry where the resolution is passed). These employers can designate which of their employees are eligible to join the scheme.

Other employers are able to participate in the Fund via an admission agreement, and are referred to as ‘admission bodies’. These employers are generally those with a “community of interest” with another scheme employer – **community admission bodies** (“CAB”) or those providing a service on behalf of a scheme employer – **transferee admission bodies** (“TAB”). CABs will include housing associations and charities, TABs will generally be contractors. The Fund is able to set its criteria for participation by these employers and can refuse entry if the requirements as set out in the Fund’s admissions policy are not met. (NB The terminology CAB and TAB has been dropped from recent LGPS Regulations, which instead combine both under the single term ‘admission bodies’; however, we have retained the old terminology here as we consider it to be helpful in setting funding strategies for these different employers.

2.4 How does the measured contribution rate vary for different employers?

All three steps above are considered when setting contributions (more details are given in [Section 3](#) and [Appendix D](#)).

1. The **funding target** is based on a set of assumptions about the future, (e.g. investment returns, inflation, pensioners’ life expectancies). However, if an employer is approaching the end of its participation in the Fund then its funding target may be set on a more prudent basis, so that its liabilities are less likely to be spread among other employers after its cessation;
2. The **time horizon** required is, in broad terms, the period over which any deficit is to be recovered. A shorter period will lead to higher contributions, and vice versa (all other things being equal). Employers may be given a lower time horizon if they have a less permanent anticipated membership, or do not have tax-raising powers to increase contributions if investment returns under-perform; and
3. The **probability of achieving** the funding target over that time horizon will be dependent on the Fund’s view of the strength of employer covenant and its funding profile. Where an employer is considered to be weaker, or potentially ceasing from the Fund, then the required probability will be set higher, which in turn will increase the required contributions (and vice versa).

For some employers it may be agreed to pool contributions, see [3.4](#).

Any costs of non ill-health early retirements must be paid by the employer, see [3.6](#).

Costs of ill-health early retirements are covered in [3.7](#) and [3.8](#).

HYMANS ROBERTSON LLP

2.5 How is a deficit (or surplus) calculated?

An employer's "funding level" is defined as the ratio of:

- the market value of the employer's share of assets (see [Appendix D](#), section [D5](#), for further details of how this is calculated), to
- the value placed by the actuary on the benefits built up to date for the employer's employees and ex-employees (the "liabilities"). The Fund actuary agrees with the Administering Authority the assumptions to be used in calculating this value.

If this is less than 100% then it means the employer has a shortfall, which is the employer's deficit; if it is more than 100% then the employer is said to be in surplus. The amount of deficit or shortfall is the difference between the asset value and the liabilities value.

It is important to note that the deficit/surplus and funding level are only measurements at a particular point in time, on a particular set of assumptions about the future. Whilst we recognise that various parties will take an interest in these measures, for most employers the key issue is how likely it is that their contributions will be sufficient to pay for their members' benefits (when added to their existing asset share and anticipated investment returns).

In short, deficits and funding levels are short term measures, whereas contribution-setting is a longer term issue.

2.6 How does the Fund recognise that contribution levels can affect council and employer service provision, and council tax?

The Administering Authority and the Fund actuary are acutely aware that, all other things being equal, a higher contribution required to be paid to the Fund will mean less cash available for the employer to spend on the provision of services. For instance:

- Higher Pension Fund contributions may result in reduced council spending, which in turn could affect the resources available for council services, and/or greater pressure on council tax levels;
- Contributions which Academies pay to the Fund will therefore not be available to pay for providing education; and
- Other employers will provide various services to the local community, perhaps through housing associations, charitable work, or contracting council services. If they are required to pay more in pension contributions to the LGPS then this may affect their ability to provide the local services at a reasonable cost.

Whilst all this is true, it should also be borne in mind that:

- The Fund provides invaluable financial security to local families, whether to those who formerly worked in the service of the local community who have now retired, or to their families after their death;
- The Fund must have the assets available to meet these retirement and death benefits, which in turn means that the various employers must each pay their own way. Lower contributions today will mean higher contributions tomorrow: deferring payments does not alter the employer's ultimate obligation to the Fund in respect of its current and former employees;
- Each employer will generally only pay for its own employees and ex-employees (and their dependants), not for those of other employers in the Fund;

HYMANS ROBERTSON LLP

- The Fund strives to maintain reasonably stable employer contribution rates where appropriate and possible. However, a recent shift in regulatory focus means that solvency within each generation is considered by the Government to be a higher priority than stability of contribution rates;
- The Fund wishes to avoid the situation where an employer falls so far behind in managing its funding shortfall that its deficit becomes unmanageable in practice: such a situation may lead to employer insolvency and the resulting deficit falling on the other Fund employers. In that situation, those employers' services would in turn suffer as a result;
- Council contributions to the Fund should be at a suitable level, to protect the interests of different generations of council tax payers. For instance, underpayment of contributions for some years will need to be balanced by overpayment in other years; the council will wish to minimise the extent to which council tax payers in one period are in effect benefitting at the expense of those paying in a different period.

Overall, therefore, there is clearly a balance to be struck between the Fund's need for maintaining prudent funding levels, and the employers' need to allocate their resources appropriately. The Fund achieves this through various techniques which affect contribution increases to various degrees (see [3.1](#)). In deciding which of these techniques to apply to any given employer, the Administering Authority takes a view on the financial standing of the employer, i.e. its ability to meet its funding commitments and the relevant time horizon.

For instance, where the Administering Authority has reasonable confidence that an employer will be able to meet its funding commitments, then the Fund will permit options such as stabilisation ([see 3.3 Note \(b\)](#)), a longer time horizon relative to other employers, and/or a lower probability of achieving their funding target. Such options will temporarily produce lower contribution levels than would otherwise have applied. This is permitted in the expectation that the employer will still be able to meet its obligations for many years to come.

On the other hand, where there is doubt that an employer will be able to meet its funding commitments or withstand a significant change in its commitments, then a higher funding target, and/or a shorter deficit recovery period relative to other employers, and/or a higher probability of achieving the target may be required.

The Fund actively seeks employer input, including to its funding arrangements, through various means: see [Appendix A](#).

3 Calculating contributions for individual Employers

3.1 General comments

A key challenge for the Administering Authority is to balance the need for stable, affordable employer contributions with the requirement to take a prudent, longer-term view of funding and ensure the solvency of the Fund. With this in mind, the Fund's three-step process identifies the key issues:

1. What is a suitably (but not overly) prudent funding target?
2. How long should the employer be permitted to reach that target? This should be realistic but not so long that the funding target is in danger of never actually being achieved.
3. What probability is required to reach that funding target? This will always be less than 100% as we cannot be certain of future market movements. Higher probability "bars" can be used for employers where the Fund wishes to reduce the risk that the employer ceases leaving a deficit to be picked up by other employers.

These and associated issues are covered in this Section.

The Administering Authority recognises that there may occasionally be particular circumstances affecting individual employers that are not easily managed within the rules and policies set out in the Funding Strategy Statement. Therefore the Administering Authority may, at its sole discretion, direct the actuary to adopt alternative funding approaches on a case by case basis for specific employers.

3.2 The effect of paying lower contributions

In limited circumstances the Administering Authority may permit employers to pay contributions at a lower level than is assessed for the employer using the three step process above. At their absolute discretion the Administering Authority may:

- extend the time horizon for targeting full funding;
- adjust the required probability of meeting the funding target;
- permit an employer to participate in the Fund's stabilisation mechanisms;
- permit extended phasing in of contribution rises or reductions;
- pool contributions amongst employers with similar characteristics; and/or
- accept some form of security or guarantee in lieu of a higher contribution rate than would otherwise be the case.

Employers which are permitted to use one or more of the above methods will often be paying, for a time, contributions less than required to meet their funding target, over the appropriate time horizon with the required likelihood of success. Such employers should appreciate that:

- their true long term liability (i.e. the actual eventual cost of benefits payable to their employees and ex-employees) is not affected by the pace of paying contributions;
- lower contributions in the short term will be assumed to incur a greater loss of investment returns on the deficit. Thus, deferring a certain amount of contribution may lead to higher contributions in the long-term; and
- it may take longer to reach their funding target, all other things being equal.

HYMANS ROBERTSON LLP

Overleaf [\(3.3\)](#) is a summary of how the main funding policies differ for different types of employer, followed by more detailed notes where necessary.

[Section 3.4](#) onwards deals with various other funding issues which apply to all employers.

3.3 The different approaches used for different employers

Type of employer	Scheduled Bodies			Community Admission Bodies and Designating Employers		Transferee Admission Bodies
Sub-type	Local Authority	Academies	Colleges	Open to new entrants	Closed to new entrants	(all)
Funding Target Basis used	Ongoing, assumes long-term Fund participation (see Appendix E)			Ongoing, but may move to "gilts basis" - see Note (a)		Ongoing, assumes fixed contract term in the Fund (see Appendix E)
Primary rate approach	(see Appendix D – D.2)					
Stabilised contribution rate?	Yes - see Note (b)	Yes - see Note (b)	No	No	No	No
Maximum time horizon – Note (c)	20 years	20 years	20 years	20 years	Future working lifetime	Outstanding contract term
Secondary rate – Note (d)	Monetary amount	Percentage of pay	Monetary amount	Monetary amount	Monetary amount	Percentage of pay
Treatment of surplus	Covered by stabilisation arrangement	Covered by stabilisation arrangement	Preferred approach: contributions kept at Primary rate. However, reductions may be permitted by the Administering Authority			Reduce contributions by spreading the surplus over the remaining contract term, unless time horizon passes next valuation in which case limit to Primary rate
Probability of achieving target – Note (e)	70%	70%	75%	75%	80%	50%
Phasing of contribution changes	Covered by stabilisation arrangement	Covered by stabilisation arrangement	3 years	3 years	3 years	None
Review of rates – Note (f)	Administering Authority reserves the right to review contribution rates and amounts, and the level of security provided, at regular intervals between valuations					Particularly reviewed in last 3 years of contract
New employer	n/a	n/a	Note (g)	Note (h)		Notes (h) & (i)
Cessation of participation: cessation debt payable	Cessation is assumed not to be generally possible, as Scheduled Bodies are legally obliged to participate in the LGPS. In the rare event of cessation occurring (machinery of Government changes for example), the cessation debt principles applied would be as per Note (j) .			Can be ceased subject to terms of admission agreement. Cessation debt will be calculated on a basis appropriate to the circumstances of cessation – see Note (i) .		Participation is assumed to expire at the end of the contract. Cessation debt (if any) calculated on ongoing basis. Awarding Authority will be liable for future deficits and contributions arising.

HYMANS ROBERTSON LLP

Note (a) (Basis for CABs and Designating Employers closed to new entrants)

In the circumstances where:

- the employer is a Designating Employer, or an Admission Body but not a Transferee Admission Body, and
- the employer has no guarantor, and
- the admission agreement is likely to terminate, or the employer is likely to lose its last active member, within a timeframe considered appropriate by the Administering Authority to prompt a change in funding,

the Administering Authority may set a higher funding target (e.g. using a discount rate set equal to gilt yields) by the time the agreement terminates or the last active member leaves, in order to protect other employers in the Fund. This policy will increase regular contributions and reduce, but not entirely eliminate, the possibility of a final deficit payment being required from the employer when a cessation valuation is carried out.

The Administering Authority also reserves the right to adopt the above approach in respect of those Designating Employers and Admission Bodies with no guarantor, where the strength of covenant is considered to be weak but there is no immediate expectation that the admission agreement will cease or the Designating Employer alters its designation.

Note (b) (Stabilisation)

Stabilisation is a mechanism where employer contribution rate variations from year to year are kept within a pre-determined range, thus allowing those employers' rates to be relatively stable. In the interests of stability and affordability of employer contributions, the Administering Authority, on the advice of the Fund Actuary, believes that stabilising contributions can still be viewed as a prudent longer-term approach. However, employers whose contribution rates have been "stabilised" (and may therefore be paying less than their theoretical contribution rate) should be aware of the risks of this approach and should consider making additional payments to the Fund if possible.

This stabilisation mechanism allows short term investment market volatility to be managed so as not to cause volatility in employer contribution rates, on the basis that a long term view can be taken on net cash inflow, investment returns and strength of employer covenant.

The current stabilisation mechanism applies if:

- the employer satisfies the eligibility criteria set by the Administering Authority (see below) and;
- there are no material events which cause the employer to become ineligible, e.g. significant reductions in active membership (due to outsourcing or redundancies), or changes in the nature of the employer (perhaps due to Government restructuring), or changes in the security of the employer.

On the basis of extensive modelling carried out for the 2016 valuation exercise (see [Section 4](#)), the stabilised details are as follows:

Type of employer	Council	Academies
Starting rate	24.9% (2016/17 rate)	28.9% (2016/2017 rate)
Max contribution increase from one year to the next	+1% of pay*	+2% of pay
Max contribution decrease from one year to the next	-1% of pay	-2% of pay**

HYMANS ROBERTSON LLP

*In practice the Council contribution rate will be held at the current level for 2 years, followed by a 1.5% increase in 2019-20.

**Reductions in contribution rate will be limited such that the Academy is paying at least the Primary rate.

The stabilisation criteria and limits will be reviewed at the 31 March 2019 valuation, to take effect from 1 April 2020. However the Administering Authority reserves the right to review the stabilisation criteria and limits at any time before then, on the basis of membership and/or employer changes as described above.

Note (c) (Maximum time horizon)

The maximum time horizon starts at the commencement of the revised contribution rate (1 April 2017 for the 2016 valuation). The Administering Authority would normally expect a reducing time horizon (i.e. the same target date) to be used at successive triennial valuations, but would reserve the right to propose alternative time horizons, for example where there were no new entrants.

Where stabilisation applies, the resulting employer contribution rate would be amended to comply with the stabilisation mechanism.

For employers with no (or very few) active members at this valuation, the deficit should be recovered by a fixed monetary amount over a prudent period to be agreed with the body or its successor.

For academies where written notice has been served terminating their funding agreement with the Department for Education, the period is reduced to the period of notice (with immediate effect).

For Community Admission Bodies without a guarantor, the period will generally be equal to the average future working lifetime of their active employee members.

Note (d) (Secondary rate)

The Administering Authority reserves the right to amend the Secondary rate between valuations and/or to require these payments in monetary terms (if they are paid in percentage of pay terms), for instance where:

- the employer is relatively mature, i.e. has a large Secondary contribution rate (e.g. above 15% of payroll), or
- there has been a significant reduction in payroll due to outsourcing or redundancy exercises, or
- the employer has closed the Fund to new entrants.

Note (e) (Probability of achieving funding target)

Each employer has its funding target calculated, and a relevant time horizon over which to reach that target. Contributions are set such that, combined with the employer's current asset share and anticipated market movements over the time horizon, the funding target is achieved with a given minimum probability. A higher required probability bar will give rise to higher required contributions, and vice versa.

The way in which contributions are set using these three steps, and relevant economic projections, is described in further detail in [Appendix D](#).

Different probabilities are set for different employers depending on their nature and circumstances: in broad terms, a higher probability will apply due to one or more of the following:

- the Fund believes the employer poses a greater funding risk than other employers,
- the employer does not have tax-raising powers;

HYMANS ROBERTSON LLP

- the employer does not have a guarantor or other sufficient security backing its funding position; and/or
- the employer is likely to cease participation in the Fund in the short or medium term.

Note (f) (Regular Reviews)

Such reviews may be triggered by significant events including but not limited to: significant reductions in payroll, altered employer circumstances, Government restructuring affecting the employer's business, or failure to pay contributions or arrange appropriate security as required by the Administering Authority.

The result of a review may be to require increased contributions (by strengthening the actuarial assumptions adopted and/or moving to monetary levels of deficit recovery contributions), and/or an increased level of security or guarantee.

Note (g) (New Academy conversions)

At the time of writing, the Fund's policies on academies' funding issues are as follows:

- i. The new academy will be regarded as a separate employer in its own right and will not be pooled with other employers in the Fund. The only exception is where the academy is part of a Multi Academy Trust (MAT) in which case the academy's figures will be calculated as below but can be combined with those of the other academies in the MAT;
- ii. The new academy's past service liabilities on conversion will be calculated based on its active Fund members on the day before conversion. For the avoidance of doubt, these liabilities will include all past service of those members, but will exclude the liabilities relating to any ex-employees of the school who have deferred or pensioner status;
- iii. The new academy will be allocated an initial asset share from the ceding council's assets in the Fund. This asset share will be calculated using the estimated funding position of the ceding council at the date of academy conversion. The share will be based on the active members' funding level, having first allocated assets in the council's share to fully fund deferred and pensioner members. The asset allocation will be based on market conditions and the academy's active Fund membership on the day prior to conversion;
- iv. The new academy's initial contribution rate will be calculated using market conditions, the council funding position and, membership data, all as at the day prior to conversion;

The Fund's policies on academies are subject to change in the light of any amendments to DCLG guidance. Any changes will be notified to academies, and will be reflected in a subsequent version of this FSS. In particular, policy (iv) above will be reconsidered at each valuation.

HYMANS ROBERTSON LLP**Note (h) (New Admission Bodies)**

With effect from 1 October 2012, the LGPS 2012 Miscellaneous Regulations introduced mandatory new requirements for all Admission Bodies brought into the Fund from that date. Under these Regulations, all new Admission Bodies will be required to provide some form of security, such as a guarantee from the letting employer, an indemnity or a bond. The security is required to cover some or all of the following:

- the strain cost of any redundancy early retirements resulting from the premature termination of the contract;
- allowance for the risk of asset underperformance;
- allowance for the risk of a fall in gilt yields;
- allowance for the possible non-payment of employer and member contributions to the Fund; and/or
- the current deficit.

Transferee Admission Bodies: For all TABs, the security must be to the satisfaction of the Administering Authority as well as the letting employer, and will be reassessed on an annual basis. See also [Note \(i\)](#) below.

Community Admission Bodies: The Administering Authority will only consider requests from CABs (or other similar bodies, such as section 75 NHS partnerships) to join the Fund if they are sponsored by a Scheduled Body with tax raising powers, guaranteeing their liabilities and also providing a form of security as above.

The above approaches reduce the risk, to other employers in the Fund, of potentially having to pick up any shortfall in respect of Admission Bodies ceasing with an unpaid deficit.

At the Administering Authority's discretion, where the employer is not able to provide an appropriate bond or security, the Fund may accept the Admission Body on the basis that it pays a premium reflecting the added risk being borne by the Awarding Authority or Fund. This premium will typically be 5% of pensionable pay.

Note (i) (New Transferee Admission Bodies)

A new TAB usually joins the Fund as a result of the letting/outsourcing of some services from an existing employer (normally a Scheduled Body such as a council or academy) to another organisation (a "contractor"). This involves the TUPE transfer of some staff from the letting employer to the contractor. Consequently, for the duration of the contract, the contractor is a new participating employer in the Fund so that the transferring employees maintain their eligibility for LGPS membership. At the end of the contract the employees revert to the letting employer or to a replacement contractor.

Ordinarily, the TAB would be set up in the Fund as a new employer with responsibility for all the accrued benefits of the transferring employees; in this case, the contractor would usually be assigned an initial asset allocation equal to the past service liability value of the employees' Fund benefits. The quid pro quo is that the contractor is then expected to ensure that its share of the Fund is also fully funded at the end of the contract: see [Note \(j\)](#).

Employers which "outsource" have flexibility in the way that they can deal with the pension risk potentially taken on by the contractor. In particular there are three different routes that such employers may wish to adopt. Clearly as the risk ultimately resides with the employer letting the contract, it is for them to agree the appropriate route with the contractor:

- i) Pooling

HYMANS ROBERTSON LLP

Under this option the contractor is pooled with the letting employer. In this case, the contractor pays the same rate as the letting employer, which may be under a stabilisation approach.

ii) Letting employer retains pre-contract risks

Under this option the letting employer would retain responsibility for assets and liabilities in respect of service accrued prior to the contract commencement date. The contractor would be responsible for the future liabilities that accrue in respect of transferred staff. The contractor's contribution rate could vary from one valuation to the next. It would be liable for any deficit at the end of the contract term in respect of assets and liabilities attributable to service accrued during the contract term.

iii) Fixed contribution rate agreed

Under this option the contractor pays a fixed contribution rate and does not pay any cessation deficit.

The Administering Authority is willing to administer any of the above options as long as the approach is documented in the Admission Agreement as well as the transfer agreement. The Admission Agreement should ensure that some element of risk transfers to the contractor where it relates to their decisions and it is unfair to burden the letting employer with that risk. For example the contractor should typically be responsible for pension costs that arise from:

- above average pay increases, including the effect in respect of service prior to contract commencement even if the letting employer takes on responsibility for the latter under (ii) above; and
- redundancy and early retirement decisions.

Note (j) (Admission Bodies Ceasing)

Notwithstanding the provisions of the Admission Agreement, the Administering Authority may consider any of the following as triggers for the cessation of an admission agreement with any type of body:

- Last active member ceasing participation in the Fund (NB recent LGPS Regulation changes mean that the Administering Authority has the discretion to defer taking action for up to three years, so that if the employer acquires one or more active Fund members during that period then cessation is not triggered. The current Fund policy is that this is left as a discretion and may or may not be applied in any given case);
- The insolvency, winding up or liquidation of the Admission Body;
- Any breach by the Admission Body of any of its obligations under the Agreement that they have failed to remedy to the satisfaction of the Fund;
- A failure by the Admission Body to pay any sums due to the Fund within the period required by the Fund; or
- The failure by the Admission Body to renew or adjust the level of the bond or indemnity, or to confirm an appropriate alternative guarantor, as required by the Fund.

On cessation, the Administering Authority will instruct the Fund actuary to carry out a cessation valuation to determine whether there is any deficit or surplus. Where there is a deficit, payment of this amount in full would normally be sought from the Admission Body; where there is a surplus it should be noted that current legislation does not permit a refund payment to the Admission Body.

For non-Transferee Admission Bodies whose participation is voluntarily ended either by themselves or the Fund, or where a cessation event has been triggered, the Administering Authority must look to protect the interests of other ongoing employers. The actuary will therefore adopt an approach which, to the extent reasonably practicable, protects the other employers from the likelihood of any material loss emerging in future:

HYMANS ROBERTSON LLP

- (a) Where a guarantor does not exist then, in order to protect other employers in the Fund, the cessation liabilities and final deficit will normally be calculated using a “gilts cessation basis”, which is more prudent than the ongoing basis. This has no allowance for potential future investment outperformance above gilt yields, and has added allowance for future improvements in life expectancy. This could give rise to significant cessation debts being required.
- (b) Where there is a guarantor for future deficits and contributions, the details of the guarantee will be considered prior to the cessation valuation being carried out. In some cases the guarantor is simply guarantor of last resort and therefore the cessation valuation will be carried out consistently with the approach taken had there been no guarantor in place. Alternatively, where the guarantor is not simply guarantor of last resort, the cessation may be calculated using the ongoing basis as described in [Appendix E](#);
- (c) Again, depending on the nature of the guarantee, it may be possible to simply transfer the former Admission Body’s liabilities and assets to the guarantor, without needing to crystallise any deficit. This approach may be adopted where the employer cannot pay the contributions due, and this is within the terms of the guarantee.

Under (a) and (c), any shortfall would usually be levied on the departing Admission Body as a single lump sum payment. If this is not possible then the Fund would spread they payment subject to there being some security in place for the employer such as a bond indemnity or guarantee.

In the event that the Fund is not able to recover the required payment in full, then the unpaid amounts fall to be shared amongst all of the other employers in the Fund. This may require an immediate revision to the Rates and Adjustments Certificate affecting other employers in the Fund, or instead be reflected in the contribution rates set at the next formal valuation following the cessation date.

As an alternative, where the ceasing Admission Body is continuing in business, the Fund at its absolute discretion reserves the right to enter into an agreement with the ceasing Admission Body. Under this agreement the Fund would accept an appropriate alternative security to be held against any deficit, and would carry out the cessation valuation on an ongoing basis: deficit recovery payments would be derived from this cessation debt. This approach would be monitored as part of each triennial valuation: the Fund reserves the right to revert to a “gilts cessation basis” and seek immediate payment of any funding shortfall identified. The Administering Authority may need to seek legal advice in such cases, as the Body would have no contributing members.

3.4 Pooled contributions

From time to time, with the advice of the Actuary, the Administering Authority may set up pools for employers with similar or complementary characteristics. This will always be in line with its broader funding strategy. The current pools in place within the Fund are as follows:

- Non-academy schools are generally pooled with Haringey Council, however there may be exceptions for specialist or independent schools.
- Haringey Council may be pooled with the legacy liabilities and assets of ceased employers.
- Smaller Transferee Admission Bodies may be pooled with the letting employer, provided all parties (particularly the letting employer) agree.

Those employers which have been pooled are identified in the Rates and Adjustments Certificate.

HYMANS ROBERTSON LLP

Employers who are permitted to enter (or remain in) a pool at the 2016 valuation will not normally be advised of their individual contribution rate unless agreed by the Administering Authority.

In general, the Administering Authority does not permit other pools, but will consider new proposals on a case by case basis.

3.5 Additional flexibility in return for added security

The Administering Authority may permit greater flexibility to the employer's contributions if the employer provides added security to the satisfaction of the Administering Authority.

Such flexibility includes a reduced rate of contribution, an extended time horizon, or permission to join a pool with another body (e.g. the Local Authority).

Such security may include, but is not limited to, a suitable bond, a legally-binding guarantee from an appropriate third party, or security over an employer asset of sufficient value.

The degree of flexibility given may take into account factors such as:

- the extent of the employer's deficit;
- the amount and quality of the security offered;
- the employer's financial security and business plan; and
- whether the admission agreement is likely to be open or closed to new entrants.

3.6 Non ill health early retirement costs

It is assumed that members' benefits are payable from the earliest age that the employee could retire without incurring a reduction to their benefit (and without requiring their employer's consent to retire). (**NB** the relevant age may be different for different periods of service, following the benefit changes from April 2008 and April 2014). Employers are required to pay additional contributions ('strain') wherever an employee retires before attaining this age. The actuary's funding basis makes no allowance for premature retirement except on grounds of ill-health.

Normally the additional strain contribution is payable as an immediate single lump sum and is not spread.

3.7 Ill health early retirement costs

In the event of a member's early retirement on the grounds of ill-health, a funding strain will usually arise, which can be very large. Such strains for all employers other than the Council will now be met via external insurance (see [3.8](#) below).

3.8 External ill health insurance

All employers other than the Council are covered by an external insurance policy covering ill health early retirement strains. In effect, the premiums are covered by the employer's contribution to the Fund each year.

3.9 Employers with no remaining active members

In general an employer ceasing in the Fund, due to the departure of the last active member, will pay a cessation debt on an appropriate basis (see [3.3](#), [Note \(j\)](#)) and consequently have no further obligation to the Fund.

Thereafter it is expected that one of two situations will eventually arise:

- a) The employer's asset share runs out before all its ex-employees' benefits have been paid. In this situation the other Fund employers will be required to contribute to pay all remaining benefits: this will be done by the Fund actuary apportioning the remaining liabilities on a pro-rata basis at successive formal valuations;

HYMANS ROBERTSON LLP

- b) The last ex-employee or dependant dies before the employer's asset share has been fully utilised. In this situation the remaining assets would be apportioned pro-rata by the Fund's actuary to the other Fund employers.

In exceptional circumstances the Fund may permit an employer with no remaining active members to continue contributing to the Fund. This would require the provision of a suitable security or guarantee, as well as a written ongoing commitment to fund the remainder of the employer's obligations over an appropriate period. The Fund would reserve the right to invoke the cessation requirements in the future, however. The Administering Authority may need to seek legal advice in such cases, as the employer would have no contributing members.

3.10 Policies on bulk transfers

Each case will be treated on its own merits, but in general:

- The Fund will not pay bulk transfers greater than the lesser of (a) the asset share of the transferring employer in the Fund, and (b) the value of the past service liabilities of the transferring members;
- The Fund will not grant added benefits to members bringing in entitlements from another Fund unless the asset transfer is sufficient to meet the added liabilities; and
- The Fund may permit shortfalls to arise on bulk transfers if the Fund employer has suitable strength of covenant and commits to meeting that shortfall in an appropriate period. This may require the employer's Fund contributions to increase between valuations.

4 Funding strategy and links to investment strategy

4.1 What is the Fund's investment strategy?

The Fund has built up assets over the years, and continues to receive contribution and other income. All of this must be invested in a suitable manner, which is the investment strategy.

Investment strategy is set by the administering authority, after consultation with the employers and after taking investment advice. The precise mix, manager make up and target returns are set out in the Statement of Investment Principles (being replaced by an Investment Strategy Statement under new LGPS Regulations), which is available to members and employers.

The investment strategy is set for the long-term, but is reviewed from time to time. Normally a full review is carried out as part of each actuarial valuation, and is kept under review annually between actuarial valuations to ensure that it remains appropriate to the Fund's liability profile.

The same investment strategy is currently followed for all employers.

4.2 What is the link between funding strategy and investment strategy?

The Fund must be able to meet all benefit payments as and when they fall due. These payments will be met by contributions (resulting from the funding strategy) or asset returns and income (resulting from the investment strategy). To the extent that investment returns or income fall short, then higher cash contributions are required from employers, and vice versa

Therefore, the funding and investment strategies are inextricably linked.

4.3 How does the funding strategy reflect the Fund's investment strategy?

In the opinion of the Fund actuary, the current funding policy is consistent with the current investment strategy of the Fund. The asset outperformance assumption contained in the discount rate (see Appendix [E3](#)) is within a range that would be considered acceptable for funding purposes; it is also considered to be consistent with the requirement to take a "prudent longer-term view" of the funding of liabilities as required by the UK Government (see Appendix [A1](#)).

However, in the short term – such as the three yearly assessments at formal valuations – there is the scope for considerable volatility and there is a material chance that in the short-term and even medium term, asset returns will fall short of this target. The stability measures described in [Section 3](#) will damp down, but not remove, the effect on employers' contributions.

The Fund does not hold a contingency reserve to protect it against the volatility of equity investments.

4.4 How does this differ for a large stable employer?

The Actuary has developed four key measures which capture the essence of the Fund's strategies, both funding and investment:

Prudence - the Fund should have a reasonable expectation of being fully funded in the long term;

Affordability – how much can employers afford;

Stewardship – the assumptions used should be sustainable in the long term, without having to resort to overly optimistic assumptions about the future to maintain an apparently healthy funding position; and

Stability – employers should not see significant moves in their contribution rates from one year to the next, to help provide a more stable budgeting environment.

HYMANS ROBERTSON LLP

The key problem is that the key objectives often conflict. For example, minimising the long term cost of the scheme (i.e. keeping employer rates affordable) is best achieved by investing in higher returning assets e.g. equities. However, equities are also very volatile (i.e. go up and down fairly frequently in fairly large moves), which conflicts with the objective to have stable contribution rates.

Therefore, a balance needs to be maintained between risk and reward, which has been considered by the use of Asset Liability Modelling: this is a set of calculation techniques applied by the Fund's actuary to model the range of potential future solvency levels and contribution rates.

The Actuary was able to model the impact of these four key areas, for the purpose of setting a stabilisation approach ([see 3.3 Note \(b\)](#)). The modelling demonstrated that retaining the present investment strategy, coupled with constraining employer contribution rate changes as described in [3.3 Note \(b\)](#), struck an appropriate balance between the above objectives. In particular the stabilisation approach currently adopted meets the need for stability of contributions without jeopardising the Administering Authority's aims of prudent stewardship of the Fund.

Whilst the current stabilisation mechanism is to remain in place until 2020, it should be noted that this will need to be reviewed following the 2019 valuation.

4.5 Does the Fund monitor its overall funding position?

The Administering Authority monitors the relative funding position, i.e. changes in the relationship between asset values and the liabilities value, annually. It reports this to the regular Pensions Committee meetings.

5 Statutory reporting and comparison to other LGPS Funds

5.1 Purpose

Under Section 13(4)(c) of the Public Service Pensions Act 2013 (“Section 13”), the Government Actuary’s Department must, following each triennial actuarial valuation, report to the Department of Communities & Local Government (DCLG) on each of the LGPS Funds in England & Wales. This report will cover whether, for each Fund, the rate of employer contributions are set at an appropriate level to ensure both the solvency and the long term cost efficiency of the Fund.

This additional DCLG oversight may have an impact on the strategy for setting contribution rates at future valuations.

5.2 Solvency

For the purposes of Section 13, the rate of employer contributions shall be deemed to have been set at an appropriate level to ensure solvency if:

- (a) the rate of employer contributions is set to target a funding level for the Fund of 100%, over an appropriate time period and using appropriate actuarial assumptions (where appropriateness is considered in both absolute and relative terms in comparison with other funds); and either
- (b) employers collectively have the financial capacity to increase employer contributions, and/or the Fund is able to realise contingent assets should future circumstances require, in order to continue to target a funding level of 100%; or
- (c) there is an appropriate plan in place should there be, or if there is expected in future to be, a material reduction in the capacity of fund employers to increase contributions as might be needed.

5.3 Long Term Cost Efficiency

The rate of employer contributions shall be deemed to have been set at an appropriate level to ensure long term cost efficiency if:

- i. the rate of employer contributions is sufficient to make provision for the cost of current benefit accrual,
- ii. with an appropriate adjustment to that rate for any surplus or deficit in the Fund.

In assessing whether the above condition is met, DCLG may have regard to various absolute and relative considerations. A relative consideration is primarily concerned with comparing LGPS pension funds with other LGPS pension funds. An absolute consideration is primarily concerned with comparing Funds with a given objective benchmark.

Relative considerations include:

- 1. the implied deficit recovery period; and
- 2. the investment return required to achieve full funding after 20 years.

HYMANS ROBERTSON LLP

Absolute considerations include:

1. the extent to which the contributions payable are sufficient to cover the cost of current benefit accrual and the interest cost on any deficit;
2. how the required investment return under “relative considerations” above compares to the estimated future return being targeted by the Fund’s current investment strategy;
3. the extent to which contributions actually paid have been in line with the expected contributions based on the extant rates and adjustment certificate; and
4. the extent to which any new deficit recovery plan can be directly reconciled with, and can be demonstrated to be a continuation of, any previous deficit recovery plan, after allowing for actual Fund experience.

DCLG may assess and compare these metrics on a suitable standardised market-related basis, for example where the local funds’ actuarial bases do not make comparisons straightforward.

Appendix A – Regulatory framework

A1 Why does the Fund need an FSS?

The Department for Communities and Local Government (DCLG) has stated that the purpose of the FSS is:

*“to establish a **clear and transparent fund-specific strategy** which will identify how employers’ pension liabilities are best met going forward;*

*to support the regulatory framework to maintain **as nearly constant employer contribution rates as possible**;*
and

*to take a **prudent longer-term view** of funding those liabilities.”*

These objectives are desirable individually, but may be mutually conflicting. As a result of Section 13 of the Public Service Pensions Act 2013, the FSS must have as the primary objective the setting of employer contributions at an appropriate level to ensure both the solvency and the long-term cost-efficiency of the Pension Fund.

The requirement to maintain and publish a FSS is contained in LGPS Regulations which are updated from time to time. In publishing the FSS the Administering Authority has to have regard to any guidance published by Chartered Institute of Public Finance and Accountancy (CIPFA) (most recently in 2016) and to its Statement of Investment Principles / Investment Strategy Statement.

This is the framework within which the Fund’s actuary carries out triennial valuations to set employers’ contributions and provides recommendations to the Administering Authority when other funding decisions are required, such as when employers join or leave the Fund. The FSS applies to all employers participating in the Fund.

A2 Does the Administering Authority consult anyone on the FSS?

Yes. This is required by LGPS Regulations. It is covered in more detail by the most recent CIPFA guidance, which states that the FSS must first be subject to “consultation with such persons as the authority considers appropriate”, and should include “a meaningful dialogue at officer and elected member level with council tax raising authorities and with corresponding representatives of other participating employers”.

In practice, for the Fund, the consultation process for this FSS was as follows:

- a) A draft version of the FSS was issued to all participating employers on 22 February 2017 for comment;
- b) Comments were requested within 14 days;
- c) There was an Employers Forum on 28th February 2017 at which questions regarding the FSS could be raised and answered;
- d) Following the end of the consultation period the FSS was updated where required and then published by 1 April 2017.

A3 How is the FSS published?

The FSS is made available through the following routes:

Published on the website, at <http://www.haringeypensionfund.co.uk>;

A copy sent by post or e-mail to each participating employer in the Fund;

A full copy included in or linked from the annual report and accounts of the Fund;

HYMANS ROBERTSON LLP

Copies sent to investment managers and independent advisers;

Copies made available on request.

A4 How often is the FSS reviewed?

The FSS is reviewed in detail at least every three years as part of the triennial valuation. This version is expected to remain unaltered until it is consulted upon as part of the formal process for the next valuation in 2019.

It is possible that (usually slight) amendments may be needed within the three year period. These would be needed to reflect any regulatory changes, or alterations to the way the Fund operates (e.g. to accommodate a new class of employer). Any such amendments would be consulted upon as appropriate:

- trivial amendments would be simply notified at the next round of employer communications,
- amendments affecting only one class of employer would be consulted with those employers,
- other more significant amendments would be subject to full consultation.

In any event, changes to the FSS would need agreement by the Pensions Committee and would be included in the relevant Committee Meeting minutes.

A5 How does the FSS fit into other Fund documents?

The FSS is a summary of the Fund's approach to funding liabilities. It is not an exhaustive statement of policy on all issues, for example there are a number of separate statements published by the Fund including the Statement of Investment Principles/Investment Strategy Statement, Governance Strategy and Communications Strategy. In addition, the Fund publishes an Annual Report and Accounts with up to date information on the Fund.

These documents can be found on the web at <http://www.haringeypensionfund.co.uk>.

Appendix B – Responsibilities of key parties

The efficient and effective operation of the Fund needs various parties to each play their part.

B1 The Administering Authority should:-

1. operate the Fund as per the LGPS Regulations;
2. effectively manage any potential conflicts of interest arising from its dual role as Administering Authority and a Fund employer;
3. collect employer and employee contributions, and investment income and other amounts due to the Fund;
4. ensure that cash is available to meet benefit payments as and when they fall due;
5. pay from the Fund the relevant benefits and entitlements that are due;
6. invest surplus monies (i.e. contributions and other income which are not immediately needed to pay benefits) in accordance with the Fund's Statement of Investment Principles/Investment Strategy Statement (SIP/ISS) and LGPS Regulations;
7. communicate appropriately with employers so that they fully understand their obligations to the Fund;
8. take appropriate measures to safeguard the Fund against the consequences of employer default;
9. manage the valuation process in consultation with the Fund's actuary;
10. provide data and information as required by the Government Actuary's Department to carry out their statutory obligations (see [Section 5](#));
11. prepare and maintain a FSS and a SIP/ISS, after consultation;
12. notify the Fund's actuary of material changes which could affect funding (this is covered in a separate agreement with the actuary); and
13. monitor all aspects of the fund's performance and funding and amend the FSS and SIP/ISS as necessary and appropriate.

B2 The Individual Employer should:-

1. deduct contributions from employees' pay correctly;
2. pay all contributions, including their own as determined by the actuary, promptly by the due date;
3. have a policy and exercise discretions within the regulatory framework;
4. make additional contributions in accordance with agreed arrangements in respect of, for example, augmentation of scheme benefits, early retirement strain; and
5. notify the Administering Authority promptly of all changes to its circumstances, prospects or membership, which could affect future funding.

B3 The Fund Actuary should:-

1. prepare valuations, including the setting of employers' contribution rates. This will involve agreeing assumptions with the Administering Authority, having regard to the FSS and LGPS Regulations, and targeting each employer's solvency appropriately;
2. provide data and information as required by the Government Actuary's Department to carry out their statutory obligations (see [Section 5](#));

HYMANS ROBERTSON LLP

3. provide advice relating to new employers in the Fund, including the level and type of bonds or other forms of security (and the monitoring of these);
4. prepare advice and calculations in connection with bulk transfers and individual benefit-related matters;
5. assist the Administering Authority in considering possible changes to employer contributions between formal valuations, where circumstances suggest this may be necessary;
6. advise on the termination of employers' participation in the Fund; and
7. fully reflect actuarial professional guidance and requirements in the advice given to the Administering Authority.

B4 Other parties:-

1. investment advisers (either internal or external) should ensure the Fund's SIP/ISS remains appropriate, and consistent with this FSS;
2. investment managers, custodians and bankers should all play their part in the effective investment (and dis-investment) of Fund assets, in line with the SIP/ISS;
3. auditors should comply with their auditing standards, ensure Fund compliance with all requirements, monitor and advise on fraud detection, and sign off annual reports and financial statements as required;
4. governance advisers may be appointed to advise the Administering Authority on efficient processes and working methods in managing the Fund;
5. legal advisers (either internal or external) should ensure the Fund's operation and management remains fully compliant with all regulations and broader local government requirements, including the Administering Authority's own procedures;
6. the Department for Communities and Local Government (assisted by the Government Actuary's Department) and the Scheme Advisory Board, should work with LGPS Funds to meet Section 13 requirements.

HYMANS ROBERTSON LLP

Appendix C – Key risks and controls

C1 Types of risk

The Administering Authority has an active risk management programme in place. The measures that it has in place to control key risks are summarised below under the following headings:

- financial;
- demographic;
- regulatory; and
- governance.

C2 Financial risks

Risk	Summary of Control Mechanisms
Fund assets fail to deliver returns in line with the anticipated returns underpinning the valuation of liabilities over the long-term.	<p>Only anticipate long-term returns on a relatively prudent basis to reduce risk of under-performing.</p> <p>Assets invested on the basis of specialist advice, in a suitably diversified manner across asset classes, geographies, managers, etc.</p> <p>Analyse progress at three yearly valuations for all employers.</p> <p>Inter-valuation roll-forward of liabilities between valuations at whole Fund level.</p>
Inappropriate long-term investment strategy.	<p>Overall investment strategy options considered as an integral part of the funding strategy. Used asset liability modelling to measure 4 key outcomes.</p> <p>Chosen option considered to provide the best balance.</p>
Fall in risk-free returns on Government bonds, leading to rise in value placed on liabilities.	<p>Stabilisation modelling at whole Fund level allows for the probability of this within a longer term context.</p> <p>Inter-valuation monitoring, as above.</p> <p>Some investment in bonds helps to mitigate this risk.</p>
Active investment manager under-performance relative to benchmark.	<p>Quarterly investment monitoring analyses market performance and active managers relative to their index benchmark.</p>
Pay and price inflation significantly more than anticipated.	<p>The focus of the actuarial valuation process is on real returns on assets, net of price and pay increases.</p> <p>Inter-valuation monitoring, as above, gives early warning.</p> <p>Some investment in bonds also helps to mitigate this</p>

HYMANS ROBERTSON LLP

Risk	Summary of Control Mechanisms
	<p>risk.</p> <p>Employers pay for their own salary awards and should be mindful of the geared effect on pension liabilities of any bias in pensionable pay rises towards longer-serving employees.</p>
Effect of possible increase in employer's contribution rate on service delivery and admission/scheduled bodies	An explicit stabilisation mechanism has been agreed as part of the funding strategy. Other measures are also in place to limit sudden increases in contributions.
Orphaned employers give rise to added costs for the Fund	<p>The Fund seeks a cessation debt (or security/guarantor) to minimise the risk of this happening in the future.</p> <p>If it occurs, the Actuary calculates the added cost spread pro-rata among all employers – (see 3.9).</p>

C3 Demographic risks

Risk	Summary of Control Mechanisms
Pensioners living longer, thus increasing cost to Fund.	<p>Set mortality assumptions with some allowance for future increases in life expectancy.</p> <p>The Fund Actuary has direct access to the experience of over 50 LGPS funds which allows early identification of changes in life expectancy that might in turn affect the assumptions underpinning the valuation.</p>
Maturing Fund – i.e. proportion of actively contributing employees declines relative to retired employees.	Continue to monitor at each valuation, consider seeking monetary amounts rather than % of pay and consider alternative investment strategies.
Deteriorating patterns of early retirements	<p>Employers are charged the extra cost of non ill-health retirements following each individual decision.</p> <p>Employer ill health retirement experience is monitored, and insurance is an option.</p>
Reductions in payroll causing insufficient deficit recovery payments	<p>In many cases this may not be sufficient cause for concern, and will in effect be caught at the next formal valuation. However, there are protections where there is concern, as follows:</p> <p>Employers in the stabilisation mechanism may be brought out of that mechanism to permit appropriate contribution increases (see Note (b) to 3.3).</p>

HYMANS ROBERTSON LLP

Risk	Summary of Control Mechanisms
	For other employers, review of contributions is permitted in general between valuations (see Note (f) to 3.3) and may require a move in deficit contributions from a percentage of payroll to fixed monetary amounts.

C4 Regulatory risks

Risk	Summary of Control Mechanisms
Changes to national pension requirements and/or HMRC rules e.g. changes arising from public sector pensions reform.	<p>The Administering Authority considers all consultation papers issued by the Government and comments where appropriate.</p> <p>The results of the most recent reforms were built into the 2013 valuation. Any changes to member contribution rates or benefit levels will be carefully communicated with members to minimise possible opt-outs or adverse actions.</p>
Time, cost and/or reputational risks associated with any DCLG intervention triggered by the Section 13 analysis (see Section 5).	Take advice from Fund Actuary on position of Fund as at prior valuation, and consideration of proposed valuation approach relative to anticipated Section 13 analysis.
Changes by Government to particular employer participation in LGPS Funds, leading to impacts on funding and/or investment strategies.	<p>The Administering Authority considers all consultation papers issued by the Government and comments where appropriate.</p> <p>Take advice from Fund Actuary on impact of changes on the Fund and amend strategy as appropriate.</p>

C5 Governance risks

Risk	Summary of Control Mechanisms
Administering Authority unaware of structural changes in an employer's membership (e.g. large fall in employee members, large number of retirements) or not advised of an employer closing to new entrants.	<p>The Administering Authority has a close relationship with employing bodies and communicates required standards e.g. for submission of data.</p> <p>The Actuary may revise the rates and Adjustments certificate to increase an employer's contributions between triennial valuations</p> <p>Deficit contributions may be expressed as monetary amounts.</p>
Actuarial or investment advice is not sought, or	The Administering Authority maintains close contact

HYMANS ROBERTSON LLP

Risk	Summary of Control Mechanisms
is not heeded, or proves to be insufficient in some way	<p>with its specialist advisers.</p> <p>Advice is delivered via formal meetings involving Elected Members, and recorded appropriately.</p> <p>Actuarial advice is subject to professional requirements such as peer review.</p>
Administering Authority failing to commission the Fund Actuary to carry out a termination valuation for a departing Admission Body.	<p>The Administering Authority requires employers with Best Value contractors to inform it of forthcoming changes.</p> <p>Community Admission Bodies' memberships are monitored and, if active membership decreases, steps will be taken.</p>
An employer ceasing to exist with insufficient funding or adequacy of a bond.	<p>The Administering Authority believes that it would normally be too late to address the position if it was left to the time of departure.</p> <p>The risk is mitigated by:</p> <p>Seeking a funding guarantee from another scheme employer, or external body, where-ever possible (see Notes (h) and (j) to 3.3).</p> <p>Alerting the prospective employer to its obligations and encouraging it to take independent actuarial advice.</p> <p>Vetting prospective employers before admission.</p> <p>Where permitted under the regulations requiring a bond to protect the Fund from various risks.</p> <p>Requiring new Community Admission Bodies to have a guarantor.</p> <p>Reviewing bond or guarantor arrangements at regular intervals (see Note (f) to 3.3).</p> <p>Reviewing contributions well ahead of cessation if thought appropriate (see Note (a) to 3.3).</p>

HYMANS ROBERTSON LLP

Appendix D – The calculation of Employer contributions

In [Section 2](#) there was a broad description of the way in which contribution rates are calculated. This Appendix considers these calculations in much more detail.

All three steps above are considered when setting contributions (more details are given in [Section 3](#) and [Appendix D](#)):

1. The **funding target** is based on a set of assumptions about the future, eg investment returns, inflation, pensioners' life expectancies. However, if an employer is approaching the end of its participation in the Fund then it's funding target may be set on a more prudent basis, so that it's liabilities are less likely to be spread among other employers after it's cessation of participation;
2. The **time horizon** required is, in broad terms, the period over which any deficit is to be recovered. A shorter period will lead to higher contributions, and vice versa (all other things being equal). Employers may be given a lower time horizon if they have a less permanent anticipated membership, or do not have tax-raising powers to increase contributions if investment returns under-perform;
3. The required **probability of achieving** the funding target over that time horizon will be dependent on the Fund's view of the strength of employer covenant and its funding profile. Where an employer is considered to be weaker, or potentially ceasing from the Fund, then the required probability will be set higher, which in turn will increase the required contributions (and vice versa).

The calculations involve actuarial assumptions about future experience, and these are described in detail in [Appendix E](#).

D1 What is the difference between calculations across the whole Fund and calculations for an individual employer?

Employer contributions are normally made up of two elements:

- a) the estimated cost of ongoing benefits being accrued, referred to as the "Primary contribution rate" (see [D2](#) below); plus
- b) an adjustment for the difference between the Primary rate above, and the actual contribution the employer needs to pay, referred to as the "Secondary contribution rate" (see [D3](#) below).

The contribution rate for each employer is measured as above, appropriate for each employer's funding position and membership. The whole Fund position, including that used in reporting to DCLG (see section 5), is calculated in effect as the sum of all the individual employer rates. DCLG currently only regulates at whole Fund level, without monitoring individual employer positions.

D2 How is the Primary contribution rate calculated?

The Primary element of the employer contribution rate is calculated with the aim that these contributions will meet benefit payments in respect of members' **future** service in the Fund. This is based upon the cost (in excess of members' contributions) of the benefits which employee members earn from their service each year.

The Primary rate is calculated separately for all the employers, although employers within a pool will pay the contribution rate applicable to the pool as a whole. The Primary rate is calculated such that it is projected to:

1. meet the required funding target for all future years' accrual of benefits*, excluding any accrued assets,
2. within the determined time horizon (see [note 3.3 Note \(c\)](#) for further details),

HYMANS ROBERTSON LLP

3. with a sufficiently high probability, as set by the Fund's strategy for the category of employer (see [3.3 Note \(e\)](#) for further details).

* The projection is for the current active membership where the employer no longer admits new entrants, or additionally allows for new entrants where this is appropriate.

The projections are carried out using an economic modeller developed by the Fund's actuary Hymans Robertson: this allows for a wide range of outcomes as regards key factors such as asset returns (based on the Fund's investment strategy), inflation, and bond yields. The measured contributions are calculated such that the proportion of outcomes meeting the employer's funding target (by the end of the time horizon) is equal to the required probability.

The approach includes expenses of administration to the extent that they are borne by the Fund, and includes allowances for benefits payable on death in service and on ill health retirement.

D3 How is the Secondary contribution rate calculated?

The combined Primary and Secondary rates aim to achieve the employer's funding target, within the appropriate time horizon, with the relevant degree of probability.

For the funding target, the Fund actuary agrees the assumptions to be used with the Administering Authority – see [Appendix E](#). These assumptions are used to calculate the present value of all benefit payments expected in the future, relating to that employer's current and former employees, based on pensionable service to the valuation date only (i.e. ignoring further benefits to be built up in the future).

The Fund operates the same target funding level for all employers of 100% of its accrued liabilities valued on the ongoing basis, unless otherwise determined (see [Section 3](#)).

The Secondary rate is calculated as the balance over and above the Primary rate, such that the total is projected to:

1. meet the required funding target relating to combined past and future service benefit accrual, including accrued asset share (see [D5](#) below)
2. within the determined time horizon (see [3.3 Note \(c\)](#) for further details)
3. with a sufficiently high probability, as set by the Fund's strategy for the category of employer (see [3.3 Note \(e\)](#) for further details).

The projections are carried out using an economic modeller developed by the Fund Actuary Hymans Robertson: this allows for a wide range of outcomes as regards key factors such as asset returns (based on the Fund's investment strategy), inflation, and bond yields. The measured contributions are calculated such that the proportion of outcomes with at least 100% solvency (by the end of the time horizon) is equal to the required probability.

D4 What affects a given employer's valuation results?

The results of these calculations for a given individual employer will be affected by:

1. past contributions relative to the cost of accruals of benefits;
2. different liability profiles of employers (e.g. mix of members by age, gender, service vs. salary);
3. the effect of any differences in the funding target, i.e. the valuation basis used to value the employer's liabilities;
4. any different time horizons;

HYMANS ROBERTSON LLP

5. the difference between actual and assumed rises in pensionable pay;
6. the difference between actual and assumed increases to pensions in payment and deferred pensions;
7. the difference between actual and assumed retirements on grounds of ill-health from active status;
8. the difference between actual and assumed amounts of pension ceasing on death;
9. the additional costs of any non ill-health retirements relative to any extra payments made; and/or
10. differences in the required probability of achieving the funding target.

D5 How is each employer's asset share calculated?

The Administering Authority does not account for each employer's assets separately. Instead, the Fund's actuary is required to apportion the assets of the whole Fund between the employers, at each triennial valuation.

This apportionment uses the income and expenditure figures provided for certain cash flows for each employer. This process adjusts for transfers of liabilities between employers participating in the Fund, but does make a number of simplifying assumptions. The split is calculated using an actuarial technique known as "analysis of surplus".

Actual investment returns achieved on the Fund between each valuation are applied proportionately across all employers, to the extent that employers in effect share the same investment strategy. Transfers of liabilities between employers within the Fund occur automatically within this process, with a sum broadly equivalent to the reserve required on the ongoing basis being exchanged between the two employers.

The Fund actuary does not allow for certain relatively minor events, including but not limited to:

1. the actual timing of employer contributions within any financial year;
2. the effect of the premature payment of any deferred pensions on grounds of incapacity.

These effects are swept up within a miscellaneous item in the analysis of surplus, which is split between employers in proportion to their liabilities.

The methodology adopted means that there will inevitably be some difference between the asset shares calculated for individual employers and those that would have resulted had they participated in their own ring-fenced section of the Fund.

The asset apportionment is capable of verification but not to audit standard. The Administering Authority recognises the limitations in the process, but it considers that the Fund actuary's approach addresses the risks of employer cross-subsidisation to an acceptable degree.

Appendix E – Actuarial assumptions

E1 What are the actuarial assumptions?

These are expectations of future experience used to place a value on future benefit payments (“the liabilities”). Assumptions are made about the amount of benefit payable to members (the financial assumptions) and the likelihood or timing of payments (the demographic assumptions). For example, financial assumptions include investment returns, salary growth and pension increases; demographic assumptions include life expectancy, probabilities of ill-health early retirement, and proportions of member deaths giving rise to dependants’ benefits.

Changes in assumptions will affect the measured funding target. However, different assumptions will not of course affect the actual benefits payable by the Fund in future.

The combination of all assumptions is described as the “basis”. A more optimistic basis might involve higher assumed investment returns (discount rate), or lower assumed salary growth, pension increases or life expectancy; a more optimistic basis will give lower funding targets and lower employer costs. A more prudent basis will give higher funding targets and higher employer costs.

E2 What basis is used by the Fund?

The Fund’s standard funding basis is described as the “ongoing basis”, which applies to most employers in most circumstances. This is described in more detail below. It anticipates employers remaining in the Fund in the long term.

However, in certain circumstances, typically where the employer is not expected to remain in the Fund long term, a more prudent basis applies: see [Note \(a\)](#) to [3.3](#).

E3 What assumptions are made in the ongoing basis?

a) Investment return / discount rate

The key financial assumption is the anticipated return on the Fund’s investments. This “discount rate” assumption makes allowance for an anticipated out-performance of Fund returns relative to long term yields on UK Government bonds (“gilts”). There is, however, no guarantee that Fund returns will out-perform gilts. The risk is greater when measured over short periods such as the three years between formal actuarial valuations, when the actual returns and assumed returns can deviate sharply.

Given the very long-term nature of the liabilities, a long term view of prospective asset returns is taken. The long term in this context would be 20 to 30 years or more.

For the purpose of the triennial funding valuation at 31 March 2016 and setting contribution rates effective from 1 April 2017, the Fund actuary has assumed that future investment returns earned by the Fund over the long term will be 1.8% per annum greater than gilt yields at the time of the valuation (this is higher than that used at the 2013 valuation – 1.6% per annum - which gives a lower funding target, all other things being equal). In the opinion of the Fund actuary, based on the current investment strategy of the Fund, this asset out-performance assumption is within a range that would be considered acceptable for the purposes of the funding valuation.

HYMANS ROBERTSON LLP

b) Salary growth

Pay for public sector employees is currently subject to restriction by the UK Government until 2020. Although this “pay freeze” does not officially apply to local government and associated employers, it has been suggested that they are likely to show similar restraint in respect of pay awards. Based on long term historical analysis of the membership in LGPS funds, and continued austerity measures, the salary increase assumption at the 2016 valuation has been set to be a blended rate combined of:

1. 1% p.a. until 31 March 2020, followed by
2. 1.0% above the retail prices index (RPI) per annum p.a. thereafter.

This gives a single blended rate of RPI less 0.4%, and is a change from the previous valuation, which assumed a flat assumption of RPI plus 1.0% per annum. The change has led to a reduction in the funding target (all other things being equal).

c) Pension increases

Since 2011 the consumer prices index (CPI), rather than RPI, has been the basis for increases to public sector pensions in deferment and in payment. Note that the basis of such increases is set by the Government, and is not under the control of the Fund or any employers.

As at the previous valuation, we derive our assumption for RPI from market data as the difference between the yield on long-dated fixed interest and index-linked government bonds. This is then reduced to arrive at the CPI assumption, to allow for the “formula effect” of the difference between RPI and CPI. At this valuation, we propose a reduction of 1.0% per annum. This is a larger reduction than at 2013, which will serve to reduce the funding target (all other things being equal). (Note that the reduction is applied in a geometric, not arithmetic, basis).

d) Life expectancy

The demographic assumptions are intended to be best estimates of future experience in the Fund based on past experience of LGPS funds which participate in Club Vita, the longevity analytics service used by the Fund, and endorsed by the actuary.

The longevity assumptions that have been adopted at this valuation are a bespoke set of “VitaCurves”, produced by the Club Vita’s detailed analysis, which are specifically tailored to fit the membership profile of the Fund. These curves are based on the data provided by the Fund for the purposes of this valuation.

It is acknowledged that future life expectancy and, in particular, the allowance for future improvements in life expectancy, is uncertain. There is a consensus amongst actuaries, demographers and medical experts that life expectancy is likely to improve in the future. Allowance has been made in the ongoing valuation basis for future improvements in line with the 2013 version of the Continuous Mortality Investigation model published by the Actuarial Profession and a 1.25% per annum minimum underpin to future reductions in mortality rates. This is a similar allowance for future improvements than was made in 2013.

The combined effect of the above changes from the 2013 valuation approach, is a slight reduction to the average overall life expectancies in the Fund. The approach taken is considered reasonable in light of the long term nature of the Fund and the assumed level of security underpinning members’ benefits.

HYMANS ROBERTSON LLP

e) General

The same financial assumptions are adopted for most employers, in deriving the funding target underpinning the Primary and Secondary rates: as described in (3.3), these calculated figures are translated in different ways into employer contributions, depending on the employer's circumstances.

The demographic assumptions, in particular the life expectancy assumption, in effect vary by type of member and so reflect the different membership profiles of employers.

Appendix F – Glossary

Actuarial assumptions/basis	The combined set of assumptions made by the actuary, regarding the future, to calculate the value of the funding target . The main assumptions will relate to the discount rate , salary growth, pension increases and longevity. More prudent assumptions will give a higher target value, whereas more optimistic assumptions will give a lower value.
Administering Authority	The council with statutory responsibility for running the Fund, in effect the Fund's "trustees".
Admission Bodies	Employers where there is an Admission Agreement setting out the employer's obligations. These can be Community Admission Bodies or Transferee Admission Bodies. For more details (see 2.3).
Covenant	The assessed financial strength of the employer. A strong covenant indicates a greater ability (and willingness) to pay for pension obligations in the long run. A weaker covenant means that it appears that the employer may have difficulties meeting its pension obligations in full over the longer term.
Designating Employer	Employers such as town and parish councils that are able to participate in the LGPS via resolution. These employers can designate which of their employees are eligible to join the Fund.
Discount rate	The annual rate at which future assumed cashflows (in and out of the Fund) are discounted to the present day. This is necessary to provide a funding target which is consistent with the present day value of the assets. A lower discount rate gives a higher target value, and vice versa. It is used in the calculation of the Primary and Secondary rates .
Employer	An individual participating body in the Fund, which employs (or used to employ) members of the Fund. Normally the assets and funding target values for each employer are individually tracked, together with its Primary rate at each valuation .
Funding target	The actuarially calculated present value of all pension entitlements of all members of the Fund, built up to date. This is compared with the present market value of Fund assets to derive the deficit . It is calculated on a chosen set of actuarial assumptions .
Gilt	A UK Government bond, ie a promise by the Government to pay interest and capital as per the terms of that particular gilt, in return for an initial payment of capital by the purchaser. Gilts can be "fixed interest", where the interest payments are level throughout the gilt's term, or "index-linked" where the interest payments vary each year in line with a specified index (usually RPI). Gilts can be bought as assets by the Fund, but their main use in funding is as an objective measure of solvency.
Guarantee / guarantor	A formal promise by a third party (the guarantor) that it will meet any pension obligations not met by a specified employer. The presence of a guarantor will mean, for instance, that the Fund can consider the employer's covenant to be as strong as its guarantor's.

HYMANS ROBERTSON LLP

Letting employer	An employer which outsources or transfers a part of its services and workforce to another employer (usually a contractor). The contractor will pay towards the LGPS benefits accrued by the transferring members, but ultimately the obligation to pay for these benefits will revert to the letting employer. A letting employer will usually be a local authority, but can sometimes be another type of employer such as an Academy.
LGPS	The Local Government Pension Scheme, a public sector pension arrangement put in place via Government Regulations, for workers in local government. These Regulations also dictate eligibility (particularly for Scheduled Bodies), members' contribution rates, benefit calculations and certain governance requirements. The LGPS is divided into 101 Funds which map the UK. Each LGPS Fund is autonomous to the extent not dictated by Regulations, e.g. regarding investment strategy, employer contributions and choice of advisers.
Maturity	A general term to describe a Fund (or an employer's position within a Fund) where the members are closer to retirement (or more of them already retired) and the investment time horizon is shorter. This has implications for investment strategy and, consequently, funding strategy.
Members	The individuals who have built up (and may still be building up) entitlement in the Fund. They are divided into actives (current employee members), deferreds (ex-employees who have not yet retired) and pensioners (ex-employees who have now retired, and dependants of deceased ex-employees).
Primary contribution rate	The employer contribution rate required to pay for ongoing accrual of active members' benefits (including an allowance for administrative expenses). See Appendix D for further details.
Profile	The profile of an employer's membership or liability reflects various measurements of that employer's members , ie current and former employees. This includes: the proportions which are active, deferred or pensioner; the average ages of each category; the varying salary or pension levels; the lengths of service of active members vs their salary levels, etc. A membership (or liability) profile might be measured for its maturity also.
Rates and Adjustments Certificate	A formal document required by the LGPS Regulations, which must be updated at least every three years at the conclusion of the formal valuation . This is completed by the actuary and confirms the contributions to be paid by each employer (or pool of employers) in the Fund for the three year period until the next valuation is completed.
Scheduled Bodies	Types of employer explicitly defined in the LGPS Regulations, whose employers must be offered membership of their local LGPS Fund. These include Councils, colleges, universities, academies, police and fire authorities etc, other than employees who have entitlement to a different public sector pension scheme (e.g. teachers, police and fire officers, university lecturers).
Secondary contribution rate	The difference between the employer's actual and Primary contribution rates . In broad terms, this relates to the shortfall of its asset share to its funding target . See

HYMANS ROBERTSON LLP

[Appendix D](#) for further details.

- Stabilisation** Any method used to smooth out changes in employer contributions from one year to the next. This is very broadly required by the LGPS Regulations, but in practice is particularly employed for large stable employers in the Fund. Different methods may involve: probability-based modelling of future market movements; longer deficit recovery periods; higher discount rates; or some combination of these.
- Valuation** An actuarial investigation to calculate the liabilities, Primary and Secondary contribution rates for a Fund, and usually individual employers too. This is normally carried out in full every three years (last done as at 31 March 2016), but can be approximately updated at other times. The assets value is based on market values at the valuation date, and the liabilities value and contribution rates are based on long term bond market yields at that date also.

This page is intentionally left blank

Report for: Pensions Committee and Board 20 July 2017

Item number:

Title: Pensions Administration System Contract

Report authorised by: Tracie Evans, Deputy Chief Executive (CFO and S151 Officer)

Lead Officer: Thomas Skeen, Head of Pensions
thomas.skeen@haringey.gov.uk 020 8489 1341

Ward(s) affected: N/A

Report for Key/

Non Key Decision: Key decision (Pensions Committee)

1. Describe the issue under consideration

- 1.1. In order for Haringey (the Council) to carry out its functions as an Administering Authority under the Local Government Pension Scheme (LGPS), the Council must appoint a fund actuary for the pension fund. The fund's actuary provides a number of key technical services for the fund, including the valuation of the fund's liabilities and calculation of employer contribution rates.
- 1.2. The current contract for actuarial services with Hymans Robertson LLP will expire on 31 July 2017, this contract originally ran from 1 March 2013 to 28 February 2017, and was extended from 1 March 2017 to 31 July 2017. This extension was granted by the Committee and Board on the understanding that a procurement exercise would be carried out using the National Framework for LGPS actuarial benefits and governance consultancy services, and that the results of this procurement exercise would be presented to the Committee and Board at the July meeting in order to enter into a new contract for actuarial services.
- 1.3. This report requests approval to award a new three year contract for the actuarial services to Hymans Robertson LLP, following a procurement exercise carried out by officers, using the National LGPS Framework which is hosted by Norfolk County Council. The Framework Agreement is fully compliant with EU procurement processes.

2. Cabinet Member Introduction

- 2.1. Pensions Committee

3. Recommendations

- 3.1. That the Pensions Committee and Board grant approval, in accordance with Contract Standing Orders (CSO) 3.03 and 9.07.1(d) for the Council to enter into a contract with Hymans Robertson LLP for the provision of actuarial services for an initial 3 year term at an estimated value of £225k with an option for a further extension of three years for a further estimated value of £225k (subject to indexation).

4. Reason for Decision

- 4.1. The existing contract for actuarial services expires on 31 July 2017. Having a fund actuary appointed at all times is a requirement of the LGPS regulations.
- 4.2. The incumbent provider of actuarial services is Hymans Robertson LLP. Officers have felt that the relationship between the Council and Hymans Robertson has been successful over the course of the contract, and that their performance has delivered value for the Council and the pension fund. However, as this contract ends on 31 July 2017, the Council must now test the market by carrying out a procurement exercise in order to appoint a new provider of actuarial services from 1 August 2017.
- 4.3. There are four actuarial firms who provide actuarial services to LGPS funds, these are: Aon Hewitt Ltd, Barnett Waddingham LLP, Hymans Robertson LLP, and Mercer Limited. All four of these firms are signed up to the National Framework hosted by Norfolk County Council.

5. Other options considered

- 5.1. The fund must appoint an actuary as this is a regulatory requirement. Therefore not appointing a fund actuary would be an inappropriate course of action.
- 5.2. There are only four firms who provide actuarial services to LGPS funds, and these are all signed up to the framework hosted by Norfolk County Council: therefore it was thought best to utilise this framework agreement to conduct the procurement exercise in order for the Council to benefit from the efficiencies involved with a framework call off.

6. Background information

- 6.1. All costs of the contract will be met fully by the pension fund, i.e. there will be no direct cost implications for the Council. The pension fund

maintains a separate bank account for the payment of pension fund related costs, such as those for actuarial services. This is a standard practice for LGPS funds.

- 6.2. The contract is being procured by was of a call off from a Framework Agreement set up by Norfolk County Council for actuarial benefits and governance consultancy services as permitted by CSO 7.01.b). There are four lots on this particular framework agreement, Haringey is calling off from Lot 1 on the framework which is for actuarial services.
- 6.3. There is a one-off cost to access the Norfolk County Council framework for pensions administration systems of £5,000.00. This fee is indicative of the costs they incurred in setting up the framework which other public bodies can benefit from.
- 6.4. Officers invited the four firms signed up to the framework to participate in a mini competition to tender for the contract with Haringey, and received responses from three of the firms (listed in the Exempt Information). The firm who did not bid did not give a reason for this.
- 6.5. The mini competition tender submissions were assessed against three criteria as allowed by the framework agreement: Quality, Service Fit and Price. The weightings for these criteria were 40%, 40% and 20% respectively. The tender submissions were scored by a panel made up of officers and the independent advisor to the fund. The highest scoring submission came from Hymans Robertson LLP: it is therefore recommended that their appointment be approved by the Pensions Committee and Board.

The results of the procurement exercise detailing the scores that each bidder received against each of the criteria assessed are as follows:

Tenderer	Quality Scores (max 40%)	Service Fit scores (max 40%)	Price Score (max 20%)	Total Score (max 100%)
Hymans	36.0%	34.8%	9.2%	80.0%
Bidder B	28.0%	30.9%	13.4%	72.3%
Bidder C	28.1%	30.4%	7.6%	66.1%

- 6.6. The contract is priced by activity, and the pricing structure for each provider on the framework is fixed so that the prices for all LGPS funds calling off the framework for this specific provider are the same. Officers estimate that the likely spend over the course of the three year contract will be in the region of £225k, with an additional £225k likely to

be incurred if the option for a three year extension is taken up (subject to indexation).

7. Contribution to Strategic Outcomes

7.1. None.

8. Statutory Officers comments (Chief Finance Officer (including procurement), Assistant Director of Corporate Governance, Equalities)

Finance

8.1. The chief finance officer has been consulted over the contents of the report and confirms that the annual costs can be legitimately charged to the pension fund.

8.2. It is a regulatory requirement that all LGPS funds have a fund actuary appointed at all times.

Procurement

8.3 A compliant procurement process (call off from the National LGPS Framework) has been satisfactorily carried out. As a result Strategic Procurement endorses the appointment of the winning supplier (Hymans Robertson LLP).

Legal

8.4 This report is recommending the award of a contract for actuarial services. As the value of the contract is above the EU threshold for goods and services (£164,176), it would normally be subject to EU tendering.

8.5 The report is recommending that the contract should be procured by way of a call off from a National LGPS Framework Agreement set up by Norfolk County Council (NCC). Under the Public Contract Regulations 2006 ("PCRs") as well the Council's Contract Standing Orders (see CSO 7.01a)) the Council may avoid an EU tender and instead procure goods or services by way of a call off from a framework agreement set up by another contracting authority in compliance with EU procedures. NCC has indicated that the National LGPS Framework Agreement was set up in a compliant manner.

8.6 Under CSOs 9.07.1d) & e), a decision to award a contract valued at £500,000 or more is a key decision which must be published in the

Forward Plan and taken at Cabinet level. As the total maximum value given for this contract in paragraph 3 is an estimated value, that value is just under £500K and it is subject to go up through indexation, it is advisable that the decision to award the contract should be treated as a key decision. It has therefore been published in the Forward Plan and it should be approved at Cabinet level. For these purposes, under CSO 3.03 the Pensions Committee has the same powers as the Cabinet.

8.7 There are no legal reasons preventing the Pensions Committee from approving the recommendation in paragraph 3 of this report.

Equalities

There are no equalities issues arising from this report.

9. Use of Appendices

9.1. N/A

10. Local Government (Access to Information) Act 1985

10.1 This report contains exempt and non exempt information. Exempt information is contained in the exempt report and is not for publication. The exempt information is under the following categories: (identified in the amended schedule 12 A of the Local Government Act 1972 (3)):
(3) Information in relation to financial or the business affairs of any particular person (including the authority holding that information).

This page is intentionally left blank

Report for: Pensions Committee and Board 20th July 2017

Item number:

Title: Governance Report

Report authorised by: Tracie Evans, Deputy Chief Executive (CFO and S151 Officer)

Lead Officer: Thomas Skeen, Head of Pensions
thomas.skeen@haringey.gov.uk 020 8489 1341

Ward(s) affected: N/A

**Report for Key/
Non Key Decision:** Non Key decision

1. Describe the issue under consideration

- 1.1. The purpose of the paper is provide an update to Committee and Board:
- on progress toward compliance with Scheme Advisory Board (SAB) key performance indicators;
 - to highlight areas where improvement is still needed in order to achieve full compliance.
 - To provide an update on progress toward implementing the recommendations from the Governance Review that was undertaken by the Independent Advisor to the Fund.
 - To note that the Fund is requesting that all Fund Managers sign up to the Scheme Advisory Board (SAB) cost transparency code which was published earlier this year.

2. Cabinet Member Introduction

- 2.1. Not applicable.

3. Recommendations

- 3.1. The Committee and Board should note progress since the last report to the Committee and Board on performance against SAB's key indicators and recommendations from the governance review.
- 3.2. That the Committee and Board note that Haringey will request that all managers sign up to SAB's cost transparency code, and note the contents of Appendix 3: a report on the new code of transparency from the Fund's Independent Adviser John Raisin.

4. Reason for Decision

4.1. None.

5. Other options considered

5.1. None

6. Background information

6.1. The SAB was set up by Government to advise the DCLG on LGPS matters and provide guidance to administering authorities on good pensions practice. The SAB is not a regulator such as The Pensions Regulator and has no powers to direct or intervene in the affairs of the pension fund. However, it will publicise poor practice and it has the ability to notify DCLG or The Pensions Regulator when it believes action is necessary.

6.2. SAB has developed a number of key performance indicators to assist pension funds identify areas of weakness and how to improve fund's management and administration across all LGPS.

6.3. The Fund continues to improve in terms of achievement of KPIs in the SAB model with a score is of 43 out of 59 – a 73% achievement rate.

6.4. The areas of improvement that have led to an increased score have been highlighted in appendix 1.

6.5. A summary of recommendations from the governance review undertaken by the independent advisor is set out in appendix 2.

6.6. SAB have recently published the Code of Transparency on investment fees and costs, this is to enable LGPS funds to have greater oversight and understanding of fees charged by fund managers. It is in the best interests of the fund to request that all fund managers sign up to this.

7. Contribution to Strategic Outcomes

7.1. Not applicable

8. Statutory Officers comments (Chief Finance Officer (including procurement), Assistant Director of Corporate Governance, Equalities)

Finance and Procurement

8.1. There are no financial implications arising from this report.

Legal Services Comments

8.2. The Assistant Director of Governance has been consulted on the content of this report. There are no specific legal implications arising from this report.

Equalities

8.3. None applicable.

9. Use of Appendices

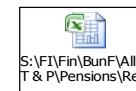

9.1. Appendix 1: Scheme Advisory Board Performance Indicators
Appendix 2: Governance Review – Follow Up Action Required
Appendix 3: Scheme Advisory Board Code of Transparency

10. Local Government (Access to Information) Act 1985

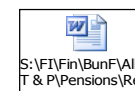

10.1. Not applicable.

This page is intentionally left blank

No	Key Indicator	Examples of Levels of Concern	Examples of good practice for high performing fund	Evidence and Comments	Fund Score	Previous Score	Maximum Score
1	Risk management	No or only partial and / or unclear risk register with no or poorly specified or un-implemented mitigation actions over time leading to increased fund risk. No evidence of risk register being:	Comprehensive risk register covering the key risks (in accordance with current CIPFA guidance) with prioritisation, robust mitigation actions, defined deadlines, with action tracking completion.				
		a) Prioritised	a) risks prioritised on a RAG red, amber, green or by a scoring methodology	The risk register has been approved by Committee.	1	1	1
		b) annually reviewed by Pensions Committee	b) completed actions signed off by Pensions Committee after at least an annual update.	The risk register is being reviewed at every meeting of the Board/Committee.	1	1	1
		c) annually reviewed by internal or external audit	c) annual review by internal and external audit	Internal audit review the risk register and use it to identify areas of the Scheme to be included in the annual audit plan.	0	0	1
		d) used to reduce high risk	d) less than three priority / red risks	The current risk register does not include any very high risk areas.	1	1	1
		e) available for public scrutiny	e) Public disclosure of a summary version published on fund website or in fund annual report.	An abridged version of the risk register will be included in the Fund's annual report.	1	1	1
			Score 1 point for each one		4	4	5
2	Funding level and contributions	a) Decreased funding level (calculated on a standardised and consistent basis) and / or in bottom decile of LGPS over the last three triennial valuations on a standardised like for like basis.	a) Funding level rising and getting closer to 100% funded (or above) over the last three triennial valuations on a standardised like for like basis. Funding % - 91 to 100 = score +5, 80-90= +4, 70-79= +3, 60-69 = +2, less than 59 = +1	The 2016 Valuation has shown an improved funding level of 79%.	3	3	5
		b) No or minimal employer funding risk assessment and monitoring and not reported to Pensions Committee.	b) Employer funding risk assessment and monitoring reports to Pension Committee.	An employer profiling exercise has been undertaken where each employer in the Fund are measured against set criteria and risk scored in order to determine the level of risk they pose to the Fund. This assessment was made available to the Actuary and presented to Committee in November 2016.	1	1	1
		c) Total actual contributions received in the last 6 years less than that assumed and certified in last two triennial valuations.	c) Total actual contributions received in the last 6 years less than that assumed and certified in last two triennial valuations.	The Fund has contributed in line with assumptions made in the last two triennial valuations.	1	1	1
		d) Net inward cash flow less than benefit outgoings so need for any unplanned or forced sale of assets	d) Net inward cash flow less than benefit outgoings.	Overall, the Fund is cashflow negative as cash inflow is less than outflow.	0	0	1
			Score - 1 point for each		5	5	8



No	Key Indicator	Examples of Levels of Concern	Examples of good practice for high performing fund	Evidence and Comments	Fund Score	Previous Score	Maximum Score
3	Deficit Recovery	a) No or opaque deficit recovery plan.	a) transparent deficit recovery plans for tax raising and non-tax raising bodies	A schedule is produced for each employer indicating the deficit recovery period. The deficit recovery plan is clearly set out in the triennial valuation for Haringey Council, the only tax raising body in the Haringey Pension Fund.	1	1	1
		b) lengthening implied deficit recovery period for contributions	b) implied deficit recovery period reducing at each valuation.	Stable at 20 years.	0	0	1
		c) Implied deficit recovery periods > 25 years for last three valuations.	c) Implied deficit recovery period is less than 15 years for last three valuations.	20 year deficit recovery plan.	0	0	1
			Score 1 point for each.		1	1	3
4	Investment returns	a) required future investment returns as calculated by the actuary are consistent with and aligned to the investment strategy so higher likelihood of the fund meeting its funding strategy.	a) required future investment returns as calculated by the actuary are consistent with and aligned to the investment strategy so higher likelihood of the fund meeting its funding strategy.	The actuary uses the investment strategy to determine that there is a prudent probability of the deficit being eliminated.	1	1	1
		b) Actual investment returns consistently exceed actuarially required returns.	b) Actual investment returns consistently exceed actuarially required returns.	Returns exceeded those in the actuarial valuation.	1	1	1
			Score 1 point for each.		2	2	2
5	Pension Committee member competence	Appointees unclear of statutory role and unable to clearly articulate the funds funding and investment objectives.	Appointees understand their statutory role and are able to clearly articulate the funds funding and investment objectives.	Board members are required to complete the tPR's public service toolkit tutorial. Completion of the tutorial indicates sufficient knowledge about the role of a scheme board member.	0	0	1
		No evidence of:					
		a) different employer types and no or minimal scheme member representation.	a) representatives on Committee of different employer and employee types.	The Joint Pensions Committee and Board has employer and employee representatives members with full and equal voting rights.	1	1	1
		b) No training needs analysis or training strategy or training log or use of CIPFA LGPS training framework	b) annual training plan recorded against CIPFA's knowledge and understanding framework.	The Committee has approved a training policy framework that requires each member to complete a training needs analysis form which will be used to develop individual training programmes for all scheme board members	1	1	1
		c) No training recover disclosure	c) annual training records disclosed in the annual accounts.	Member training records are disclosed in the 2015-16 draft fund annual report and accounts	1	1	1



No	Key Indicator	Examples of Levels of Concern	Examples of good practice for high performing fund	Evidence and Comments	Fund Score	Previous Score	Maximum Score
		d) Self assessment	d) annual self - assessment of training undertaken and identification of future needs.	The Committee is in the process of assessing individual training needs of its members.	0	0	1
			Score 1 point for each.		3	3	5
6	Administering authority staff accountability, leadership, experience and training	a) No or only part time Head of Fund and or only part time officers	a) Experienced Head of Fund with full time dedicated officers with at least three years experience.	There is a full time permanent Head of Pensions who is experienced in dealing with LGPS funds. There is a new structure in place with a dedicated Pensions Senior Accountant. The Head of Pensions is a fully qualified CIPFA accountant.	1	1	1
		b) No or little induction or no on-going training provision or experience recorded on the adoption of CIPFA LGPD knowledge and understanding framework.	b) staff undertake regular CIPFA LGPS TKU or other CPD training recorded across all LGPS skills (governance, benefits administration, funding, investments and communications)	Training undertaken via a variety of sources: e.g. Regular CIPFA conferences, CIV seminars, and ensuring compliance with CIPFA Continuing Professional Development requirements.	1	1	1
			Score 1 point for each.		2	2	2
7	Statutory Governance standards and principles (as per DCLG and TPR Codes)	Several key areas of non-compliance with:					
		a) DCLG LGPS Statutory Guidance	a) Full Compliance with DCLG LGPS statutory guidance	To be confirmed.	0	0	1
		b) TPR Guidance and codes	b) Full compliance with TPR guidance and codes for public sector pension schemes.	Although progress toward compliance with TPR Code of Practice has been made, the Fund is not yet fully compliant.	0	0	1
		c) No, little or poor key decision taking records and no or poor self, or scheme employers or scheme members assessment of overall fund effectiveness.	c) Meet or exceed other LGPS best practice on recording all key decision taking and annual self, scheme employers, scheme members assessment of effectiveness.	The Haringey Pension Fund Committee/Board has not undertaken any self assessment exercises so far. This will be included in Fund's work programme.	0	0	1
			Score 1 point for each.		0	0	3
8	Quality and accessibility of information and statutory statements, strategies, policies (governance, FSS, SIP, Communications, admin authority and employer discretion policies)	a) Statutory publications not all in place or published on fund web site or updated in accordance with regulatory requirements and due timelines.	a) Statutory publications all in place and published on fund web site and updated in accordance with regulatory requirements and due timelines.	All provided for loading on to the Hymans' sponsored member web site	1	1	1
		b) Fund and employers discretions not published.	b) Fund and employers discretions published.	The Council's discretions policy is published. Those for other employers are their responsibility.	1	1	1

<http://www.haringeypensionfund.co.uk/>

No	Key Indicator	Examples of Levels of Concern	Examples of good practice for high performing fund	Evidence and Comments	Fund Score	Previous Score	Maximum Score
		c) Do not seek to meet any recognised 'Plain English' or e-publishing standards.	c) Meet 'Plain English' or and or other recognised e-publishing standards.	The content of the Pension Fund website has been tested readability and above 60 scores well on 'plain english' using the	1	1	1
			Score 1 point for each.		3	3	3
9	Adoption and report compliance with Investment Governance Principles (IGP) (was Myners Principles) and voluntary adoption / signatory to FRC Stewardship Code and UNPRI	No or un-explained non-compliance and /or support of					
		a) IGP	a) 100% compliance with IGP	The Fund is fully compliant with IGP.	1	1	1
		b) UK Stewardship Code	b) adoption and public reporting of compliance against the FRC UK stewardship Code.	The Fund has agreed to become a signatory to the FRC UK Stewardship Code.	0	0	1
		c) UN PRI	c) External managers or fund are PRI signatories.	All managers are PRI signatories	1	1	1
			Score 1 point for each.		2	2	3
						3	
10	Historic investment returns (last 1,3, 5) and total investment costs compared to other LGPS funds.	a) overall fund investment returns (net of fees) for last 1,3 and 5 years bottom two quintiles.	a) overall fund management returns (net of fees) or last 1,3 and 5 years. Top quarter score 5 points. 2nd quarter 3 points, 3rd quarter 0 points and 4th quarter - 3 points.	Using Pensions Investment and Research Consultants (PIRC) benchmarking, the fund is ranked 2nd out of all LGPS funds using the service over the last 1 and 3 years. Over the 5 year period it is ranked 7th. The group being benchmarked against includes roughly two thirds of all LGPS funds.	5	5	5
		b) Retain fund managers under performing their benchmarks for two triennial valuation cycles.	b) Greater than 75% of fund managers deliver target performance over rolling three years periods. Score 1 point.	Of the three managers of a history of managing funds for over 3 years, none is above target in this quarter.	0	0	1
		c) Fund does not benchmark its fund managers and total investment costs relative to other LGPS funds.	c) Fund benchmarks its fund manager and total investment costs. Score 1 point	Annual comparison reported to Committee as part of the annual accounts.	1	1	1
			Score 1 point for each.		6	6	7
11	Annual report and audited accounts	a) Do not fully meet some regulatory requirements or CIPFA LGPS guidance.	a) Meet all regulatory requirements and CIPFA LGPS guidance.	Yes	1	1	1
		b) Not published in Admin Authority Accounts by 1st October.	b) Published in Admin Authority Accounts by 1st October.	Yes	1	1	1
		c) Published on SAB website after 1st November	c) Published on SAB website before 1st November	Yes	1	1	1



<https://www.unpri.org/signatory-directory/>



No	Key Indicator	Examples of Levels of Concern	Examples of good practice for high performing fund	Evidence and Comments	Fund Score	Previous Score	Maximum Score
			Score 1 point for each		3	3	3
12	Scheme membership data	a) Common data does not meet TPR standards. b) Conditional data do not meet the TPR standards. No plans in place to rectify this.	a) Greater than 99% of common data meets TPR quality and due date standards. b) Greater than 95% of conditional data meets the TPR quality and due date standards. Plans in place to improve this.	To be confirmed To be confirmed	0 0	0 0	1 1
			score 1 point for each.		0	0	2
13	Pension queries, pension payments and annual benefit statements	a) No or poor website with no scheme member or employer access. b) ABS do not meet regulatory requirements or due timelines for issuance.	a) Good website with interactive scheme member and employer access. b) ABS meets or exceeds regulatory requirements and due timelines for issuance.	Haringey utilise a Hymans hosted web site All Annual Benefits Statements were sent out by the 31st August statutory deadline in 2016.	1 1	1 1	1 1
			Score 1 point for each.		2	2	2
14	Cost efficient administration and overall value for money fund management.	a) In bottom quartile with high total admin costs pa per member (based on CIPFA or other benchmarking tool). b) Not in any national or regional frameworks for any externally procured services or collective investments.	a) In top quartile with low total admin costs pa per member (based on CIPFA or other benchmarking tool). b) Lead or actively participates in collaborative working and collective LGPS procurement, shared services or CIV.	Using the CEM benchmarking analysis, the Haringey Scheme is in the top quartile for cost of administering the Scheme The Fund utilised the Norfolk Framework to appoint the current fund actuary and is an active member of London CIV.	1 1	1 1	1 1
			Score one point for each.		2	2	2
15	Handling of formal complaints and IDRPs	a) Any Pensions Ombudsman determinations and any appeals or fines were against the action of the fund (not employers)	No stage 2 IDRPs and no Pensions Ombudsman finding against <u>the fund's</u> actions in the last three years.	There were no IDRPs on Pension Ombudsman finding against the Funds actions in the last three years.	1	1	1
			Score one point for each.		1	1	1
16	Fraud Prevention	No or minimal systems / programme or plan or mechanism in place to: a) Prevent fraud b) detect fraud c) detect pension overpayment due to unreported deaths.	a) Fraud prevention programme in place. b) Use external monthly, quarterly or annual mortality screening services. c) Participate in bi-annual fraud initiatives.	The Fund has an internal control system in place to combat fraud. This includes regular reconciliation of done on members list to ensure there are no duplicates. Monthly screening used The Council participates in the bi-annual national fraud initiative.	1 1 1	1 1 1	1 1 1
			Score one point for each.		3	3	3

<http://www.haringeypensionsfund.co.uk/>



<http://londonciv.org.uk/investors>


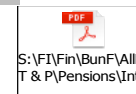


No	Key Indicator	Examples of Levels of Concern	Examples of good practice for high performing fund	Evidence and Comments	Fund Score	Previous Score	Maximum Score
17	Internal and external audit	a) No annual internal audit or qualified internal and external audit opinions.	a) Unqualified annual internal audit report with no or only low priority management action.	Full assurance in most recent internal audit reports.	1	1	1
		b) Urgent management action recommended on high / serious risk.	b) Unqualified annual external audit report with no or only low priority management action.	No recommendations in last external audit report.	1	1	1
		c) Only moderate or low level of assurance and a number of high priority action recommendations.	c) Full or substantial assurance against all key audit areas with no high risk recommendation.	Full assurance in most recent internal audit reports.	1	1	1
		Score one point for each.				3	3
18	Quality assurance	No evidence of:					
		a) quality management system	a) Fund has formal quality management external certification.		0	0	1
		b) externally reviewed publications.	b) Crystal Mark for plain English for publications.	Text from the Pension Fund website has been subjected to a 'plain english' test - the text achieved a reasonable score.	1	1	1
		c) externally approved website accessibility	c) Externally approved web site accessibility.	Yes	1	1	1
		d) any awards	d) pensions & investment recognition awards.	The Fund has entered into one competition for it's approach to ESG issues.	1	1	1
		Score one point for each.				3	3

43 43 59

Level of Compliance

73%



GOVERNANCE REVIEW

Recommendation

Action

Responsibility

Deadline

GOVERNANCE REVIEW - FOLLOW UP ACTION REQUIRED					
Ref No.	Recommendation	Action	Responsibility	Deadline	Duplicated
1	A revised Governance Compliance Statement is prepared, consulted upon and approved by the combined Pensions Committee and Board, as soon as practical, to reflect the arrangements for the exercise of the functions of the Administering Authority and Pensions Board arising from the replacement of the former Pensions Committee by the combined Pensions Committee and Board	The review and updating of the Fund's Governance Compliance Statement has been programmed into the Fund's work plan for the municipal year.	Head of Pensions	Sep-17	No
2	The Training and Conferences update report to be presented to the combined Pensions Committee and Board at its meeting on 22 November 2016 specifically include coverage of the completion by members of the Pensions Regulator's on-line "Public Service Toolkit" and also the application of the Training Needs Analysis forms completed by the members of the combined Committee and Board	The training and conferences report now includes a report on completion by members of The Pension Regulator's on-line Public Service Toolkit and receipt of completed Training Needs Analysis forms. This is an annual and ongoing process.	Head of Pensions	Jul-17	No
13	The Policy Statement on Communications with Scheme Members and Employers be reviewed with a view to updating it	Review of Communications Policy is on the work plan.	Pensions Manager	Sep-17	No

GOVERNANCE REVIEW - FOLLOW UP ACTION REQUIRED					
Ref No.	Recommendation	Action	Responsibility	Deadline	Duplicated
14	The Quarterly Reports on the performance of the Pensions Administration function include consideration of quality and performance issues including information on the adherence to the requirements of Code of Practice No 14 by both the Pension Fund and individual Employers within the Fund	The Committee receives a report on pensions administration at each of its meetings. This report will be reviewed to include more qualitative information, especially around compliance with the requirements of TPR CoP No 14.	Head of Pensions	Nov-17	No
15	The Quarterly Pensions Administration report should also include monitoring of a broad range of Performance Standards in terms of processing issues relating to individual members of the Fund	See comments at 14.	Head of Pensions	Nov-17	No

JOHN RAISIN FINANCIAL SERVICES LIMITED

London Borough of Haringey Pension Fund

The Local Government Pension Scheme
Investment Code of Transparency

A paper by the Independent Advisor
June 2017

Introduction

On 16 May 2017, the Scheme Advisory Board issued the Local Government Pension Scheme (LGPS) Investment Code of Transparency. The purpose of this Code is to improve the reporting and understanding of investment management charges and costs. This paper seeks to explain the background and nature of the Code, and the implications of its introduction.

Background

Most LGPS Funds invest all or the majority of their assets through external asset (investment) managers. The London Borough of Haringey invests all of its assets using external asset managers.

The quoted fee paid to an asset manager does not represent the full cost incurred by an LGPS Fund when it engages the services of an external investment manager. There are other fees/expenses paid or income earned by the asset manager which are not readily visible to the LGPS Fund. Therefore in reality asset managers' fees/income is higher than the basic management fee plus any performance related fee as laid down in the investment management agreement between an individual LGPS Fund and an asset manager.

Central Government demonstrated its concerns regarding investment management fees in its November 2015 guidance on the establishment of LGPS Investment Pools entitled "Local Government Pension Scheme: Investment Reform Criteria and Guidance" where it stated "*In addition to the fees paid for investment, there are further hidden costs that are difficult to ascertain and so rarely reported in most pension fund accounts. To identify savings, authorities are expected to take the lead in this area and report the costs they incur more transparently.*" The Local Government Trade Unions have also expressed very clear concerns regarding the transparency and reporting of the costs associated with the external management of LGPS assets

There have in recent years been moves to improve the transparency and reporting of the costs involved in investing LGPS assets. For example, CIPFA issued in 2014 (and revised in 2016) “Accounting for Local Government Pension Scheme Management Expenses” which aims to promote the inclusion in Pension Fund Accounts of the detailed reporting of LGPS management costs. However, for genuine transparency to occur the involvement and co-operation of asset managers is essential.

The development of the Investment Code of Transparency and how it will work in practice

Therefore, to enable LGPS Funds to obtain full and transparent investment fee/cost information the Scheme Advisory Board (SAB) has developed a voluntary “Code of Transparency” (the Code). Crucially this Code has been developed in consultation with major stakeholders including CIPFA, individual LGPS Funds (with the West Midlands Fund in particular) and most crucially the asset management trade organisation the Investment Association. Dr Chris Sier of Newcastle University who has long campaigned for cost transparency was also involved in the design of the Code.

Under the Code participating asset managers will report their fees, costs and income using standard Templates issued by the Scheme Advisory Board. There are separate Templates for segregated and pooled funds. These Templates require asset managers not only to report basic and performance fees but a range of other costs where applicable (such as Transaction taxes, Broker commissions and entry/exit charges, all payments made to parties providing services to a pooled fund other than the asset manager such as the auditor), details of any income from Stock Lending and any ancillary services provided. Therefore, under the Code participating asset managers will provide a breakdown of both explicit and implicit costs in a standardised format.

At present the Code only covers listed assets such as Listed Equities and Bonds. Listed assets do however form the majority of the assets of most individual LGPS Funds. It is also intended, in due course, to extend the Code to cover unlisted assets. It will however be considerably more challenging to develop Templates for alternative asset classes where fees/cost structures are more complex.

To sign up to the Code an asset manager must write to the Scheme Advisory Board in a form set out by the Board. The asset manager agrees that for the investments covered by the Code it will within a period of twelve months put in place the systems necessary to enable the automatic submission of the relevant Template(s) to each individual LGPS Fund that the asset manager provides services to. The Template(s) must be submitted automatically (that is without an individual Fund having to make a request) on an annual basis.

The Scheme Advisory Board may appoint an independent third party to audit Templates and general compliance with the Code by asset managers. The third party will report the findings of any audit to the Scheme Advisory Board. The asset manager is required to co-operate and work with the Board to address and implement any recommended actions or improvements.

Once individual LGPS Funds receive costs in a standardised form it is understood that they will have to undertake analysis of the data. This may not however be straightforward. Indeed, Jeff Houston the Head of Pensions at the Local Government Association has suggested some Funds may not be able to undertake this analysis – for example because of a lack of resources and therefore Templates may not actually be utilised. Therefore, the Scheme Advisory Board is considering whether to seek to establish/utilise a third party body to collate and check the data on behalf of LGPS Funds. This would be an independent not for profit body which would enable individual LGPS Funds to receive the asset managers' data in a format they can readily use rather than having to analyse it themselves and recruit/train staff to undertake this task.

Will Asset Managers of Listed Assets sign up to the Code?

While the Code is a voluntary Code it would be very surprising if asset managers who manage Listed Assets on behalf of LGPS Funds do not sign up in due course. There are a number of reasons why asset managers are likely to participate including:

- The Code Templates have been developed by the Scheme Advisory Board in consultation not only with CIPFA and LGPS stakeholders but (crucially) the Investment Association which is the asset management trade body
- Managers who sign up to the Code will be entitled to use the Code's Logo on its marketing literature and will be listed on the Scheme Advisory Board website
- A number of asset managers signed up to the Code almost immediately. Given this, those who do not, in due course, join will likely be disadvantaged in seeking to obtain new LGPS business
- The advent of Investment Pooling in the LGPS means that asset managers will in due course be required to re-apply to manage LGPS assets
- LGPS Funds are likely to request asset managers to join the Code in order to be better able to understand their real management fees and costs and to be able to better report these in their Annual Accounts

- Asset managers who do not sign up to the Code will be open to the question from LGPS Funds “if you have not signed up to the Code why should we continue to use your services?”
- The Trade Unions have made it clear that they will be seeking information from each individual LGPS Fund in England and Wales in respect of the Code.

What benefits may the Code bring to individual LGPS Funds?

Assuming that Funds can analyse the Template data provided by asset managers there are a number of important benefits that the Code may bring to individual LGPS Funds. Crucially knowing and understanding costs LGPS Funds will be able to scrutinise and challenge them. The West Midlands LGPS Pension Fund has already undertaken analysis of their asset manager related fees/costs. Jason Fletcher the Chief Investment Officer of the West Midlands Fund has indicated that it was only by genuinely understanding their asset management costs that the Fund was able to challenge them and consequently negotiate fee reductions. As Mr Fletcher has suggested, it is difficult to ask for a fee reduction unless you know what you are really paying.

In addition to improved understanding of costs and possible fee/cost reductions other benefits the Code may bring to individual LGPS Funds include:

- Improved ability to accurately report the true cost of LGPS management costs in the Annual Accounts
- Ability to assure stakeholders including Employers, Trade Unions and individual members of the LGPS that the Fund understands its asset management fees/costs and is in a position to undertake meaningful discussions with asset managers in relation to this issue
- The development of a more trusting relationship with those asset managers who sign up to and provide data in accordance with the Code requirements.

John Raisin

13 June 2017

John Raisin Financial Services Limited
Company Number 7049666 registered in England and Wales.
Registered Office 130 Goldington Road, Bedford, MK40 3EA
VAT Registration Number 990 8211 06

“Strategic and Operational Support for Pension Funds and their Stakeholders”

www.jrfpensions.com

Report for: Pensions Committee and Board 20th July 2017

Item number:

Title: Forward Plan

Report authorised by: Tracie Evans, Deputy Chief Executive (CFO and S151 Officer)

Lead Officer: Thomas Skeen, Head of Pensions
thomas.skeen@haringey.gov.uk 020 8489 1341

Ward(s) affected: N/A

**Report for Key/
Non Key Decision:** Non Key decision

1. Describe the issue under consideration

1.1. The purpose of the paper is to identify topics that will come to the attention of the Committee in the next twelve months and to seek Members input into future agendas. Suggestions on future training are also requested.

2. Cabinet Member Introduction

2.1. Not applicable.

3. Recommendations

3.1. The Committee is invited to identify additional issues & training for inclusion within the work plan and to note the update on member training attached at Appendix 3.

4. Reason for Decision

4.1. Not applicable.

5. Other options considered

5.1. None

6. Background information

- 6.1. It is best practice for a Pension Fund to maintain a work plan. This plan sets out the key activities anticipated in the coming twelve months in the areas of governance, members/employers, investments and accounting. The Committee is invited to consider whether it wishes to amend future agenda items as set out in the work plan.
- 6.2. Members will recall that the governance review recommended that the Committee should be provided with an update on member training. This information is provided in Appendix 3 of the report.

7. Contribution to Strategic Outcomes

- 7.1. Not applicable

8. Statutory Officers comments (Chief Finance Officer (including procurement), Assistant Director of Corporate Governance, Equalities)

Finance and Procurement

- 8.1. There are no financial implications arising from this report.

Legal Services Comments

- 8.2. The Assistant Director of Governance has been consulted on the content of this report. There are no specific legal implications arising from this report.

Equalities

- 8.3. None applicable.

9. Use of Appendices

- 9.1. Appendix 1: Forward Plan
- 9.2. Appendix 2: Training Plan.
- 9.3. Appendix 3: Update on TPR Public Service Toolkit/Training Needs Analysis

10. Local Government (Access to Information) Act 1985

- 10.1. Not applicable.

Pension Committee - Forward Plan

APPENDIX 1

Meeting Date Item No	20 Jul 2017	14 Sep 2017	21 Nov 2017	18 Jan 2018	15 Mar 2018
Standing Items					
1	Administration Report - Membership Update - Auto-enrolment - Schedule / Admitted Bodies	Administration Report - Membership Update - Auto-enrolment - Schedule / Admitted Bodies	Administration Report - Membership Update - Auto-enrolment - Schedule / Admitted Bodies	Administration Report - Membership Update - Auto-enrolment - Schedule / Admitted Bodies	Administration Report - Membership Update - Auto-enrolment - Schedule / Admitted Bodies
2	Governance Update Report - SAB Update including new code of transparency - Governance Checklist update	Governance Update Report - SAB Update - Governance Checklist update	Governance Update Report - SAB Update - Governance Checklist update	Governance Update Report - SAB Update - Governance Checklist update	Governance Update Report - SAB Update - Governance Checklist update
3	Work/Forward Plan	Work/Forward Plan	Work/Forward Plan	Work/Forward Plan	Work/Forward Plan
4	Risk Register Review / Update (Funding/Liability)	Risk Register Review / Update (Governance & Legal)	Risk Register Review / Update (Administration & Communication)	Risk Register Review / Update (Accounting & Investments)	Risk Register Review / Update (Funding/Liability)
5	Quarterly Pension Fund Performance & Investment Update	Quarterly Pension Fund Performance & Investment Update	Quarterly Pension Fund Performance & Investment Update	Quarterly Pension Fund Performance & Investment Update	Quarterly Pension Fund Performance & Investment Update
6	Quarterly LAPFF Engagement Report	Quarterly LAPFF Engagement Report	Quarterly LAPFF Engagement Report	Quarterly LAPFF Engagement Report	Quarterly LAPFF Engagement Report

Meeting Date Item No	20 Jul 2017	14 Sep 2017	21 Nov 2017	18 Jan 2018	15 Mar 2018
Fund Administration & Governance					
7	Draft - Annual Pension Fund Accounts and Annual Report incorporating Governance and Compliance Statement and Communications Policy	Final - Annual Pension Fund Accounts and Annual Report	Final - Annual Pension Fund Accounts and Annual Report (if necessary)	Review/update of Internal Disputes Resolution Policy	Review/update of Investment Strategy Statement
8	Actuarial Services Contract	Review/update of Investment Strategy Statement	Fund Admissions Strategy	Investment Consultancy Services Contract	
Investments					
9	Low carbon Investments review	Fund Managers Internal Control Report	Social Impact Investments		
10	ESG Indices Review		Performance Review - Additional Voluntary Contribution Providers		
11	Social Impact Investment Review				
12	Multi Asset Absolute Return Investment				

Meeting Date Item No	20 Jul 2017	14 Sep 2017	21 Nov 2017	18 Jan 2018	15 Mar 2018
Funding & Valuation					
Training					
1	Training & Conferences Update	Training & Conferences Update	Training & Conferences Update	Training & Conferences Update	Training & Conferences Update
2	Introduction to LGPS and Trustee Responsibilities	Introduction to LGPS and Trustee Responsibilities	Tbc	Tbc	Tbc

TRAINING PROGRAMME

APPENDIX 2

09-Feb-17	Introductory Pensions Training (Pensions Certificate Programme)	Pension & Lifetime Savings Association (PLSA)	£1,215	London	N/A
09-Feb-17	Retirement Guidance (Supporting Employees)	Pension & Lifetime Savings			
27-Sep-17	Introduction to the LGPS	CIPFA	£345	London	N/A
5 - 6 October	Trustee Knowledge 2017	Legal and General Investment management	Free	London	N/A
https://www.events-igim.com/igim/frontend/reg/tvenue.csp?pageID=73183&ef_sel_menu=1739&eventID=267&eventID=267					
10-Oct-17	LGPS TRUSTEE TRAINING FUNDAMENTALS XVI - Day 1: History of LGPS Refresher of traditional asset classes	Local Government Association	£260	London	N/A
15-Nov-17	LGPS TRUSTEE TRAINING FUNDAMENTALS XVI - Day 2: Valuations and funding strategies Responsible Investment Established alternative investments	Local Government Association	£260	London	N/A
13-Dec-17	LGPS TRUSTEE TRAINING FUNDAMENTALS XVI - Day 3: Duties and responsibilities of committee members Future of LGPS and governance arrangements Asset pooling and portfolio construction	Local Government Association	£260	London	N/A
07-Nov-17	Local Authority Forum	Pensions and Lifetime Savings Association	Free	London	N/A
http://www.plsa.co.uk/Conferences_and_Seminars/Local_Authority_Forum.aspx					
06-Dec-17	Trustees Conference	Pensions and Lifetime Savings Association	Tbc	London	N/A
http://www.plsa.co.uk/Conferences_and_Seminars/Trustee_Conference.aspx					

Other Training Opportunities					
Date	Conference / Event	Training/Event Organiser	Cost		Delegates Allowed
	Mentoring Programme for members/officers	LAPFF	Free		N/A
www.thepensionsregulator.gov.uk	The Pension Regulator's Pension Education Portal	The Pension Regulator	Free - Online		N/A
http://www.lgpsregs.org/	LGPS Regulation and Guidance	LGPS Regulation and Guidance	Free - Online		N/A
http://www.lgps2014.org/	LGPS Members Website	LGPS	Free - Online		N/A
www.local.gov.uk	Local Government Association (LGA) Website	LGA	Free - Online		N/A

Please contact Thomas Skeen, Head of Pensions, if you wish to attend any of these courses.

Tel No: 020 8489 1341

Email: thomas.skeen@haringey.gov.uk

APPENDIX 3

Cllr Clare Bull (Chair)	✓	✓
Cllr John Bevan (Vice Chair)	✓	✓
Cllr Mark Blake	x	x
Cllr Viv Ross	✓	x
Cllr Liz McShane		
Cllr Noah Tucker		
Keith Brown	✓	✓
Randy Plowright	x	x

<http://www.thepensionsregulator.gov.uk/public-service-schemes/learn-about-managing-public-service-schemes.aspx#s16691>

This page is intentionally left blank

Report for: Pensions Committee and Board 20th July 2017

Item number:

Title: Risk Register - Review/Update

Report

authorised by: Tracie Evans, Deputy Chief Executive (CFO and S151 Officer)

Lead Officer: Thomas Skeen, Head of Pensions
thomas.skeen@haringey.gov.uk 020 8489 1341

Ward(s) affected: N/A

Report for Key/

Non Key Decision: Non Key decision

1. Describe the issue under consideration

- 1.1. This paper provides an update on the Fund's risk register and an opportunity for the Committee to further review the risk score allocation.

2. Cabinet Member Introduction

- 2.1. Not applicable.

3. Recommendations

- 3.1. That the Committee note the risk register.
- 3.2. That the Committee note the area of focus for this review at the meeting is 'Funding' and 'Liability' risks.

4. Reason for Decision

- 4.1. None

5. Other options considered

- 5.1. None

6. Background information

- 6.1. The Pensions Regulator requires that the Committee establish and operate internal controls. These must be adequate for the purpose of securing that the scheme is administered and managed in accordance

with the scheme rules and in accordance with the requirements of the law.

6.2. The Committee approved the latest full version of the risk register on 20 September 2016 and from each meeting after this date different areas of the register have been reviewed and agreed so that the risk register always remains current.

6.3. An abridged version of the full register is attached. This highlights the areas to be considered for this Committee meeting in line with the Committee's agreed work plan for regular review of the risk register. Red rated risks are highlighted separately.

7. Contribution to Strategic Outcomes

7.1. None.

8. Statutory Officers comments (Chief Finance Officer (including procurement), Assistant Director of Corporate Governance, Equalities)

Finance and Procurement

8.1. The Chief Finance Officer confirms that there are no financial implications directly arising from this report.

Legal

8.2. The Assistant Director of Corporate Governance has been consulted on the content of this report. The recommendation would enhance the administering authority's duty to administer and manage the Scheme and is in line with the Pension Regulator's Code of Practice.

Equalities

8.3. There are no equalities issues arising from this report.

9. Use of Appendices

9.1. Appendix 1 – Haringey Pension Fund Risk Register (Abridged Version)

10. Local Government (Access to Information) Act 1985

10.1. Not applicable.

Risk Register - Haringey Pension Fund

Risk No	Cat Ref	Risk	Risk Ranking
GOVERNANCE			
1	GOV1	Pension Fund Objectives are not defined and agreed leading to lack of focus of strategy to facilitate the aims of the LGPS.	3
2	GOV2	Frequent and/or extensive turnover of committee members causing a loss of technical and operational knowledge about the Fund and an inexperienced Committee/Board.	16
3	GOV3	Members have insufficient knowledge of regulations, guidance and best practice to make good decisions.	12
4	GOV4	Member non-attendance at training events.	8
5	GOV5	Officers lack the knowledge and skills required to effectively advise elected members and/or carry out administrative duties.	4
6	GOV6	Committee members have undisclosed conflicts of interest.	3
7	GOV7	The Committee's decision making process is too rigid to allow for the making of expedient decisions leading to an inability to respond to problems and/or to exploit opportunities.	4
8	GOV8	Known risks not monitored leading to adverse financial, reputational or resource impact.	4
9	GOV9	Failure to recognise new Risks and/or opportunities.	4
10	GOV10	Weak procurement process leads to legal challenge or failure to secure the best value for the value when procuring new services.	5
11	GOV11	Failure to review existing contracts means that opportunities are not exploited.	8

Risk No	Cat Ref	Risk	Risk Ranking
INVESTMENTS			
39	INV1	That the assumptions underlying the Investment and Funding Strategies are inconsistent.	10
40	INV2	That Fund liabilities are not correctly understood and as a consequence assets are not allocated appropriately.	5
41	INV3	Incorrect understanding of employer characteristics e.g. strength of covenant.	10
42	INV4	The Fund doesn't take expert advice when determining Investment Strategy.	5
43	INV5	Strategic investment advice received from Investment Consultants is either incorrect or inappropriate for Fund.	10
44	INV6	Investment Manager Risk - this includes both the risk that the wrong manager is appointed and /or that the manager doesn't follow the investment approach set out in the Investment Management agreement.	10
45	INV7	Relevant information relating to investments is not communicated to the Committee in accordance with the Fund's Governance arrangements.	4
46	INV8	The risks associated with the Fund's assets are not understood resulting in the Fund taking either too much or too little risk to achieve its funding objective.	10
47	INV9	Actual asset allocations move away from strategic benchmark.	12
48	INV10	No modelling of liabilities and cash flow is undertaken.	5
49	INV11	The risk that the investment strategy adopted by London CIV through fund manager appointments does not fully meet the needs of the Fund.	25

Risk Register - Haringey Pension Fund

Risk No	Cat Ref	Risk	Risk Ranking
---------	---------	------	--------------

GOVERNANCE			
12	GOV12	Weak process and policies around communicating with a scheme members and employers means that decisions are not available for scrutiny.	3
13	GOV13	Lack of engagement from employers/members means that communicating decisions becomes a "tick box" exercise and accountability is not real.	6
14	GOV14	Failure to comply with legislation and regulations leads to illegal actions/decisions resulting in financial loss and / or reputational damage	5
15	GOV15	Failure to comply with guidance issued by The Pensions Regulator (TPR) and Scheme Advisory Board (SAB) resulting in reputational damage.	10
16	GOV16	Pension fund asset pooling restricts Haringey Pension Fund's ability to fully implement a desired mandate	10
17	GOV17	The Fund adopts and follows ill-suited investment strategy.	15

Risk No	Cat Ref	Risk	Risk Ranking
---------	---------	------	--------------

COMMUNICATION			
50	COM1	Members don't make an informed decision when exercising their pension options whilst employers cannot make informed decisions when exercising their discretions leading to possible complaints and appeals against the Fund	8
51	COM2	Communication is overcomplicated and technical leading to a lack of engagement and understanding by the user (including members and employers).	6
52	COM3	Employer doesn't understand or carry out their legal responsibilities under relevant legislation.	8
53	COM4	Apathy from members and employers if communication is irrelevant or lacks impact leading to uninformed users.	9
54	COM5	Employers don't meet their statutory requirements leading to possible reporting of breaches to the Pension Regulator.	8
55	COM6	Lack of information from Employers impacts on the administration of the Fund, places strain on the partnership between Fund and Employer.	4

LEGISLATION			
18	LEG1	Failure to adhere to LGPS legislation (including regulations, order from the Secretary of State and any updates from The Pension Regulator) leading to financial or reputational damage	10
19	LEG2	Lack of access to appropriate legislation, best practice or guidance could lead to the Fund acting illegally.	5
20	LEG3	Lack of skills or resource to understand complex regulatory changes or understand their impact.	8

Risk Register - Haringey Pension Fund

Risk No	Cat Ref	Risk	Risk Ranking
---------	---------	------	--------------

ACCOUNTING			
21	ACC1	The Pension Fund Statement of Accounts does not represent a true and fair view of the Fund's financing and assets.	10
22	ACC2	Internal controls are not in place to protect against fraud/mismanagement.	8
23	ACC3	The Fund does not have in place a robust internal monitoring and reconciliation process leading to incorrect figures in the accounts.	8
24	ACC4	Market value of assets recorded in the Statement of Accounts is incorrect leading to a material misstatement and potentially a qualified audit opinion.	10
25	ACC5	Inadequate monitoring of income (contributions) leading to cash flow problems.	4
26	ACC6	Rate of contributions from employers' in the Fund is not in line with what is specified in actuarial ratings and adjustment certificate potentially leading to an increased funding deficit or surplus.	5
27	ACC7	The fund fails to recover adhoc /miscellaneous income adding to the deficit.	8
28	ACC8	Transfers out increase significantly as members transfer to DC funds to access cash through new pension freedoms.	12

Risk No	Cat Ref	Risk	Risk Ranking
---------	---------	------	--------------

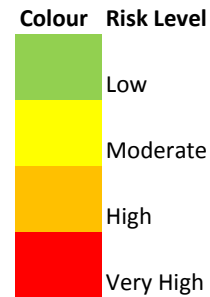
FUNDING/LIABILITY			
56	FLI1	Funding Strategy and Investment considered in isolation by Officers, Committee and their separate actuarial and investment advisors	10
57	FLI2	Inappropriate Funding Strategy set at Fund and employer level despite being considered in conjunction with Investment Strategy.	10
58	FLI3	Inappropriate Investment and Funding Strategy set that increases risk of future contribution rate increases.	10
59	FLI4	Processes not in place to capture or failure to correctly understand changes to risk characteristics of employers and adapting investment/funding strategies.	10
60	FLI5	Processes not in place to capture or review when an employer may be leaving the LGPS.	5
61	FLI6	Processes not in place to capture or review funding levels as employer approaches exiting the LGPS.	10
62	FLI7	Investment strategy is static, inflexible and does not meet employers and the Fund's objectives.	5
63	FLI8	Process not in place to ensure new employers admitted to the scheme have appropriate guarantor or bond in place.	5
64	FLI9	Level of bond not reviewed in light of change in employers pension liabilities.	8
65	FLI10	Processes not in place to capture or review covenant of individual employers.	8
66	FLI11	Processes not in place to capture and understand changes in key issues that drive changes to pension liabilities.	5

Risk Register - Haringey Pension Fund

Risk No	Cat Ref	Risk	Risk Ranking
---------	---------	------	--------------

Risk No	Cat Ref	Risk	Risk Ranking
---------	---------	------	--------------

ADMINISTRATION			
29	ADM1	Failure to act within the appropriate legislative and policy framework could lead to illegal actions by the Fund and also complaints against the Fund.	10
30	ADM2	Pension structure is inappropriate to deliver a first class service	15
31	ADM3	Insufficiently trained or experienced staff leading to knowledge gaps	12
32	ADM4	Failure of pension administration system resulting in loss of records and incorrect pension benefits being paid or delays to payment.	5
33	ADM5	Failure to pay pension benefits accurately leading to under or over payments.	8
34	ADM6	Failure of pension payroll system resulting in pensioners not being paid in a timely manner.	8
35	ADM7	Not dealing properly with complaints leading to escalation that ends ultimately with the ombudsman	8
36	ADM8	Data protection procedures non-existent or insufficient leading to poor security for member data	10
37	ADM9	Loss of funds through fraud or misappropriation by officers leading to negative impact on reputation of the Fund as well as financial loss.	5
38	ADM10	Officers do not have appropriate skills and knowledge to perform their roles resulting in the service not being provided in line with best practice and legal requirements. Succession planning is not in place leading to reduction of knowledge when an officer leaves.	10




FUNDING/LIABILITY: RISK MANAGEMENT FRAMEWORK								
Risk No	Cat Ref	Risk	Current Controls	Impact	Probability	Overall Risk Rating	Responsibility	Timescale
56	FLI1	Funding Strategy and Investment considered in isolation by Officers, Committee and their separate actuarial and investment advisors	Funding Strategy statement has explicit links to the investment strategy. Both the actuarial advisor and the investment advisor advise Officers and the Committee and work in partnership to ensure that the two strategies are compatible. The Funding Strategy once ready is presented to Committee for final review and approval.	5	2	10	HoP	Mar-18
57	FLI2	Inappropriate Funding Strategy set at Fund and employer level despite being considered in conjunction with Investment Strategy.	Fund commissions stochastic modelling from the fund's actuary to test the likelihood of success of achieving desired returns to deliver the Fund long term objectives of being able to pay retirement benefits as they fall due. The actuary sets a high probability bar for future service return and also a deficit recovery plan that recovers funding shortfall in the most efficient manner.	5	2	10	HoP	Mar-18
58	FLI3	Inappropriate Investment and Funding Strategy set that increases risk of future contribution rate increases.	The Investment and Funding Strategies are considered in tandem to each. The Actuary as part of the triennial valuation reviews the Funding Strategy to take account of outcomes from the triennial valuation and sets appropriate contribution rate for each employer in the Fund. Similarly, a comprehensive review of the Investment Strategy is undertaken following a triennial valuation to ensure that the Strategy is still fit for purpose - annual and ad-hoc reviews are also undertaken where opportunities present itself.	5	2	10	HoP	Mar-18
59	FLI4	Processes not in place to capture or failure to correctly understand changes to risk characteristics of employers and adapting investment/funding strategies.	Employer monitoring database developed and updated quarterly to capture key metrics that drive an employers' liabilities. Regular profiling of employers' characteristics to ensure that assumptions are still relevant and the Funding Strategy is fit for purpose.	5	2	10	HoP; PAM	Mar-18
60	FLI5	Processes not in place to capture or review when an employer may be leaving the LGPS.	Employer monitoring database developed and updated quarterly to capture key metrics that drive an employers' liabilities and status within the Fund. Contract dates for admitted bodies are monitored, so that officers are aware and able to identify employers that are due to leave the Scheme.	5	1	5	PAM; HoP	Sep-17

FUNDING/LIABILITY: RISK MANAGEMENT FRAMEWORK									
Risk No	Cat Ref	Risk	Current Controls	Impact	Probability	Overall Risk Rating	Responsibility	Timescale	
61	FLI6	Processes not in place to capture or review funding levels as employer approaches exiting the LGPS.	<p>Employer monitoring database developed and updated quarterly to capture key metrics that drive an employers' liabilities and status within the Fund.</p> <p>Contract dates for admitted bodies are monitored, so that officers are aware and able to identify employers that are due to leave the Scheme. Where an employer is admitted on a closed basis, this usually aligns with when the last active member on the employers payroll either retires or leaves the service of the employer.</p> <p>The Fund's actuary is notified of the need to calculate a cessation valuation 3 months before an employer is due to leave the Fund.</p>	5	2	10	PAM; HoP	Sep-17	
62	FLI7	Investment strategy is static, inflexible and does not meet employers and the Fund's objectives.	<p>The investment strategy is constantly under review and updated to ensure that the Fund is able to meet its objectives.</p> <p>The Investment/Independent Consultant along with officers of the month have regular meetings to review the investment strategy and present options to the Committee for approval.</p>	5	1	5	HoP	Mar-18	
63	FLI8	Process not in place to ensure new employers admitted to the scheme have appropriate guarantor or bond in place.	<p>The Fund's admission agreement policy require potential admitted bodies to have a guarantor/bond in place.</p> <p>Where an admitted body is unable to secure a bond, such an employer would be required to provide a guarantor to indemnify the pension fund against any risk from the employer becoming insolvent.</p>	5	1	5	PAM; HoP	ongoing	

changed wording slightly to remove reference to 5% additional contribution. Changed impact to 5 from 4

FUNDING/LIABILITY: RISK MANAGEMENT FRAMEWORK								
Risk No	Cat Ref	Risk	Current Controls	Impact	Probability	Overall Risk Rating	Responsibility	Timescale
64	FLI9	Level of bond not reviewed in light of change in employers pension liabilities.	<p>All new admissions into the Fund are required to have a bond taken out in the name of the Fund or provide a guarantor.</p> <p>The Fund Actuary undertakes a periodic review of employer profiles to assess the level of risk posed by individual employers to the Fund.</p> <p>The results of the employer profiling exercise is a factor in determining contribution rates for each employer in the Fund, so that the level of risk posed by an employer is commensurate with the rate of recovery of funding deficit.</p>	4	2	8	PAM; HoP	ongoing
65	FLI10	Processes not in place to capture or review covenant of individual employers.	<p>The strength of covenant of individual employers is assessed before they are admitted into the Fund.</p> <p>The strength of covenant is a significant factor when determining the terms of admission for a new admitted body to the Fund. Along with employer profiling the employer profiling, strength of covenant of each individual employer is assessed periodically by the actuary and Head of Pensions.</p>	4	2	8	HoP	Mar-18
66	FLI11	Processes not in place to capture and understand changes in key issues that drive changes to pension liabilities.	<p>The Haringey Pension Fund subscribes to a number of organisations that assists officers of the Scheme to keep abreast of development and changes to the Fund (including government legislation).</p> <p>Updates are received Local Authority Pension Fund Forum; CIPFA Pensions Network; London Pension Fund Forum. These forums/networks provide regular updates on all things local government pension and facilitates awareness of proposed or imminent changes to the LGPS or Investment regulations.</p>	5	1	5	PAM; HoP	ongoing



changed wording slightly to remove reference to 5% additional contribution

Risk Owners

HoP Head of (Finance) Pensions
PAM Pensions Administration Manager
PCB Pensions Committee/Board
HoCF Head of Corporate Finance
CC Committee Clerk

Risk Level

Level 1
Level 2
Level 3
Level 4
Level 5

Impact

Insignificant
Minor
Moderate
Major
Catastrophic

Probability

Rare
Unlikely
Moderate
Likely
Almost Certain

RED RATED RISKS								
Risk No	Cat Ref	Risk	Controls/Mitigations	Impact	Probability	Overall Risk Rating	Responsibility	Timescale
2	GOV2	Frequent and/or extensive turnover of committee members causing a loss of technical and operational knowledge about the Fund and an inexperienced Committee/Board.	<p>The nature of Council appointees to the Fund means that there is likely to be annual turnover of appointments to the Pensions Committee. However, Full Council through Democratic Services has been made aware of the consequences of constant turnover of Pensions Committee members.</p> <p>A comprehensive training programme that is in line with CIPFA guidance/The Pension Regulator has been developed and is continuously reviewed/updated.</p> <p>Training needs analyses undertaken annually to identify knowledge gaps and training programme adapted accordingly</p> <p>New members required to complete The Pensions Regulators public service toolkit modules as a minimum requirement.</p> <p>All members are encouraged to attend training events (internal/external) to ensure all have adequate knowledge to perform duties as trustees of the Fund.</p>	4	4	16	PCB; HoP	Ongoing
17	GOV17	The Fund adopts and follows ill-suited investment strategy.	<p>The Investment Strategy is in accordance with LGPS investment regulations and it takes into consideration the Funds liabilities and funding levels among other things.</p> <p>The Investment Strategy is documented, reviewed and approved by the Pensions Committee/Board.</p>	5	3	15	HoP	Mar-17
30	ADM2	Pension structure is inappropriate to deliver a first class service	<p>New structure implemented from October 2016. Impact to be monitored by Head of Pensions.</p> <p>This risk will be reassessed once the restructuring of the pensions team has been completed and some time has passed for the structure to be embedded.</p>	5	3	15	HoCF	Apr-17

Report for: Pensions Committee and Board 20th July 2017

Item number:

Title: Pension Fund Quarterly Update

Report authorised by: Tracie Evans, Deputy Chief Executive (CFO and S151 Officer)

Lead Officer: Thomas Skeen, Head of Pensions
thomas.skeen@haringey.gov.uk 020 8489 1341

Ward(s) affected: N/A

**Report for Key/
Non Key Decision:** Non Key decision

1. Describe the issue under consideration

- 1.1. To report the following in respect of the three months to 31st March 2017:
- Funding Level Update
 - Investment asset allocation
 - Investment performance
 - Investment Update

2. Cabinet Member Introduction

- 2.1 Not applicable.

3. Recommendations

- 3.1 That the information provided in respect of the activity in the three months to 31st March 2017 is noted.

4. Reason for Decision

- 4.1. N/A

5. Other options considered

- 5.1. None

6. Background information

- 6.1. This update report is produced on a quarterly basis. The Local Government Pension Scheme Regulations require the Committee to review investment performance and sections 11 and 12 of this report provide the information for

this. Appendix 1 shows the targets which have been agreed with the fund managers. The report covers various issues on which the Committee or its predecessor body have requested they receive regular updates.

7. Contribution to Strategic Outcomes

7.1. Not applicable

8. Statutory Officers comments (Chief Operating Officer (including procurement), Assistant Director of Corporate Governance, Equalities)

Finance and Procurement

8.1. The CFO (S151 Officer) has been consulted on this report and there is no direct financial impact from the recommendations in this report.

Legal Services Comments

8.2. The Council as administering authority for the Haringey Pension Fund must periodically review the suitability of its investment portfolio to ensure that returns, risk and volatility are all appropriately managed and are consistent with its overall investment strategy.

8.3. All monies must be invested in accordance with the Investment Strategy and members of the Committee should keep this duty in mind when considering this report and take proper advice on the matter.

Comments of the Independent Advisor

8.4. The total value of the Fund at 31 March 2017 was £1,309m. At 31 December 2016, the total value of the Fund was £1,248m compared to £1,199m at 30 September 2016, £1,112m at 30 June 2016 and £1,046m at 31 March 2016. Therefore, the value of the Fund increased by 25% during the financial year 2016-17. This was in excess of the Actuary's expectation of investment returns.

8.5. The final Quarter of 2016 (October to December) saw the election of Donald Trump as President of the United States on 8 November 2016. This was unexpected by most investors. Mr Trump's promises of corporate tax cuts, significant business deregulation and infrastructure spending clearly excited markets following his election as exemplified by the approximate 10% increase in the main US Listed Equity Index (the S and P 500) between 8 November 2016 and 1 March 2017 when the index reached a then record closing high of 2,396. During March 2017, however market sentiment was dampened by the failure of President Trump to replace the Affordable Healthcare Act passed under President Barack Obama. Whether President Trump's election promises can be/are delivered together with their long-term consequences and the extent to which President Trump erects "trade barriers" will doubtless be a significant factor in determining how both US and indeed world Listed Equity and credit markets perform going forward over the longer term.

8.6. Supported by continuing improvements in core economic data including strong employment figures the United States Federal Reserve (Central Bank) increased the Federal Funds Rate (the main interest rate) by 0.25% on both 14 December 2016 and 15 March 2017. Following the previous 0.25% increase of 16 December 2015 these were only the second and third rate increases in a decade. These further rate increases together clearly indicated the period of “ultra-loose” Monetary Policy” seen since the Financial Crisis of 2008, and which has supported financial markets for almost a decade, is coming to an end. This was confirmed by the decision of the Federal Reserve to further increase the Federal Funds Rate by another 0.25% on 14 June 2017 and its announcement that it expects during 2017 to decrease its programme of reinvesting all principal payments from its huge bond holdings.

8.7. Since 2011 the Haringey Pension Fund has progressively diversified its Investment Strategy in order to reduce risk while at the same time seeking to maintain investment returns to progressively improve the Funding ratio to 100%. In practice, however the implementation of a more diversified approach will, as indicated in the main body of this report take several years to complete. In particular, the implementation of further allocations to the illiquid asset classes of long lease property and renewable energy infrastructure will take time. At its March 2017 meeting the Committee and Board determined to increase the Strategic Allocation to multi sector credit from 5% to 7% with a corresponding reduction in the Strategic Allocation to infrastructure debt from 5% to 3%. This occurred as a result of concerns regarding the practicalities of achieving and maintaining a 5% allocation to infrastructure debt. In contrast an increase to a 7% allocation in multi sector credit should, in practice, be easily achievable due to the liquid nature of this investment.

Equalities

8.8. The Local Government Pension Scheme is a defined benefit open scheme enabling all employees of the Council to participate. There are no impacts in terms of equality from the recommendations contained within this report.

9. Use of Appendices

9.1. Appendix 1: Investment Managers’ mandates, benchmarks and targets.

10. Local Government (Access to Information) Act 1985

10.1. Not applicable.

11. Funding Position Update

11.1. At the most recent valuation 31 March 2016, the Fund had a funding position of 79% - meaning that the fund’s investment assets were sufficient to pay 79% of the pension benefits accrued at that date.

11.2. The Fund's Actuary, Hymans Robertson LLP, has calculated an indicative funding position update for 31 March 2017, and this showed an improvement to an 85% funding level: the increase being mainly attributable to investment returns.

12. Portfolio Allocation Against Benchmark

12.1. The value of the fund increased by £61m million between December and March 2017. The equity, fixed income and multi asset credit portfolios performed largely in line with benchmark, whereas the infrastructure debt, private equity and property portfolios performed below benchmark.

12.2. The equity allocation exceeds target by 13.8%. This is due in part to a strongly performing year for equities meaning that this portion of the portfolio has grown disproportionately compared to other asset classes. The infrastructure debt and private equity, portfolios continue to be funded as the managers make capital calls when suitable assets become available for acquisition. As these, and the new property and renewable energy mandates are funded, the equity portfolio will fall back in line with the strategic allocation, however it should be noted that this may take several years to fully complete.

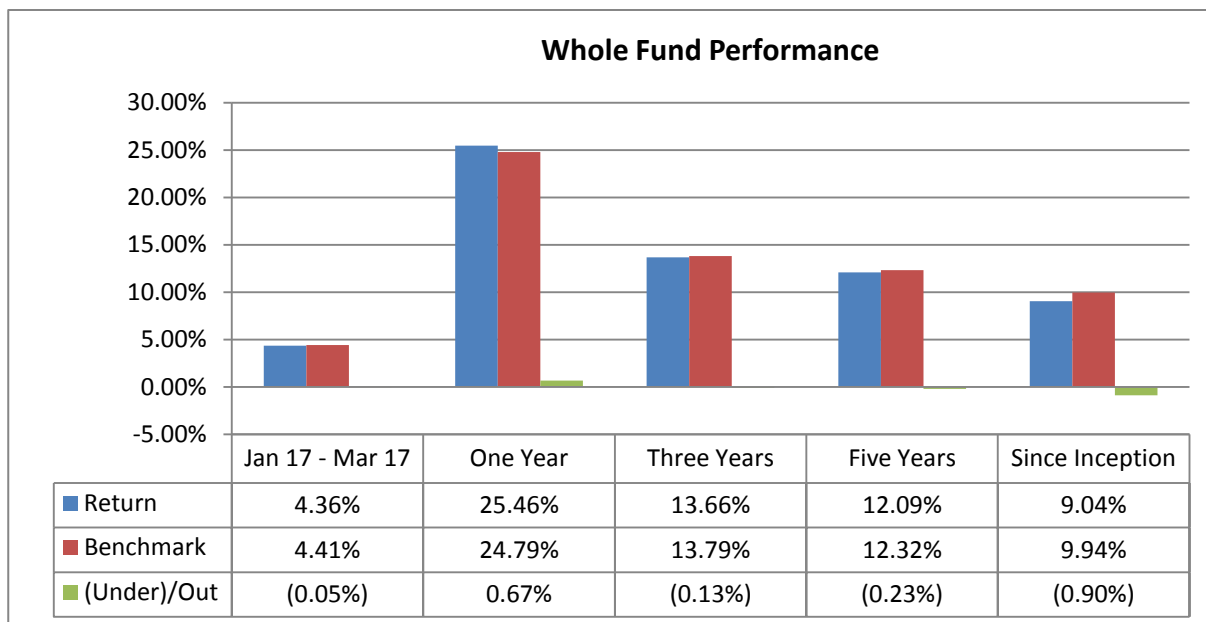
Total Portfolio Allocation by Manager and Asset Class

Value	Value	Value	Value	Allocation	Strategic	Variance
30.06.2016	30.09.2016	31.12.2016	31.03.2017	31.03.2017	Allocation	
£'000	£'000	£'000	£'000	%	%	%

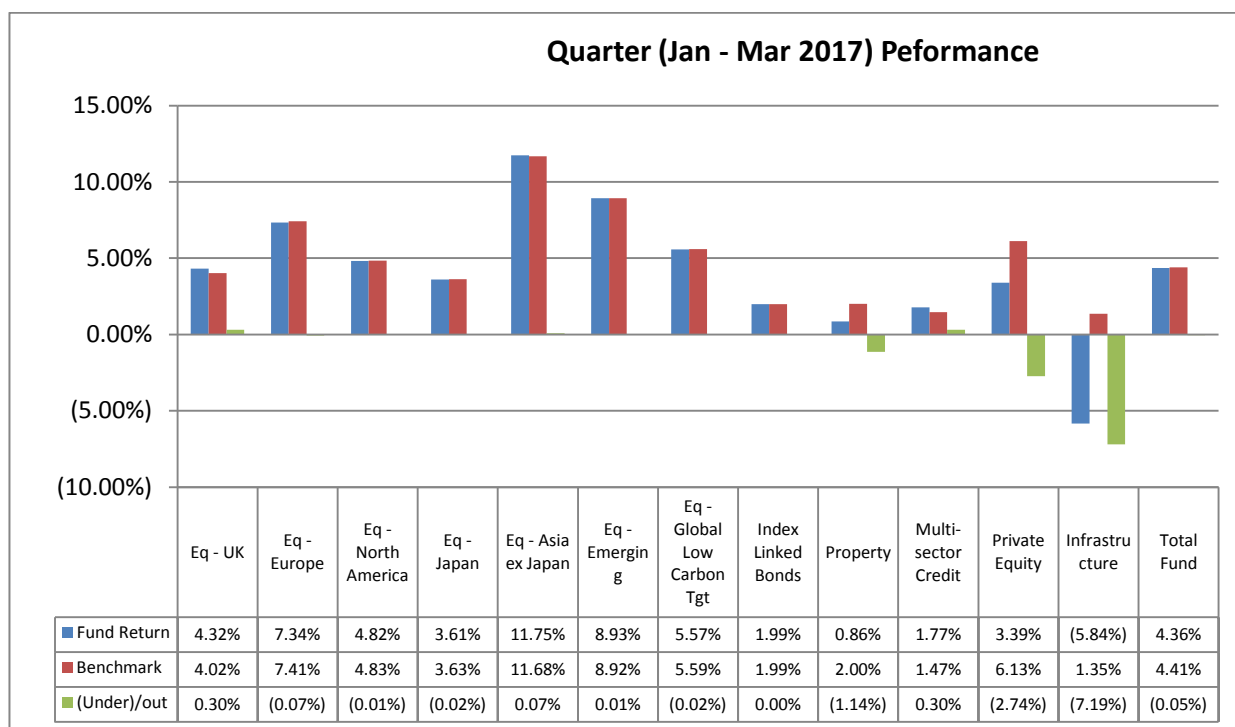
Equities							
UK	148,912	152,324	145,449	151,526	11.57%	8.80%	2.77%
North America	239,705	221,135	212,480	222,584	17.00%	12.60%	4.40%
Europe	73,496	74,110	69,369	74,404	5.68%	4.30%	1.38%
Japan	37,138	36,085	31,047	32,146	2.46%	2.00%	0.46%
Asia Pacific	36,665	34,629	30,371	33,853	2.59%	2.00%	0.59%
Emerging Markets	112,686	125,268	127,925	138,965	10.62%	7.90%	2.72%
Global Low Carbon Tgt	65,538	132,804	203,226	214,432	16.38%	14.90%	1.48%
Total Equities	714,140	776,355	819,867	867,910	66.30%	52.50%	13.80%
Bonds							
Index Linked	167,547	185,904	180,381	183,837	14.04%	15.00%	-0.96%
Property							
Aviva	0	0	0		0.00%	5.00%	-5.00%
CBRE	101,352	99,939	91,590	90,845	6.94%	7.50%	-0.56%
Private equity							
Pantheon	45,649	47,129	52,801	54,278	4.15%	5.00%	-0.85%
Multi-Sector Credit							
CQS	47,451	48,899	49,589	50,467	3.86%	7.00%	-3.14%
Infrastructure Debt							
Allianz	22,457	24,773	29,266	27,814	2.12%	3.00%	-0.88%
Renewable Energy							
CIP	0	0	0	0	0.00%	2.50%	-2.50%
Blackrock	0	0	0	0	0.00%	2.50%	-2.50%
Cash & NCA							
Cash	13,645	16,396	24,657	33,942	2.59%	0.00%	2.59%
Total Assets	1,112,241	1,199,395	1,248,151	1,309,093	100%	100%	0.00%

13. Investment Performance Update: to 31st March 2017

13.1. Appendix 1 provides details of the benchmarks and targets the fund managers have been set. The tables below show the performance in the quarter January to March 2017 and for one, three and five years for the whole of Fund.

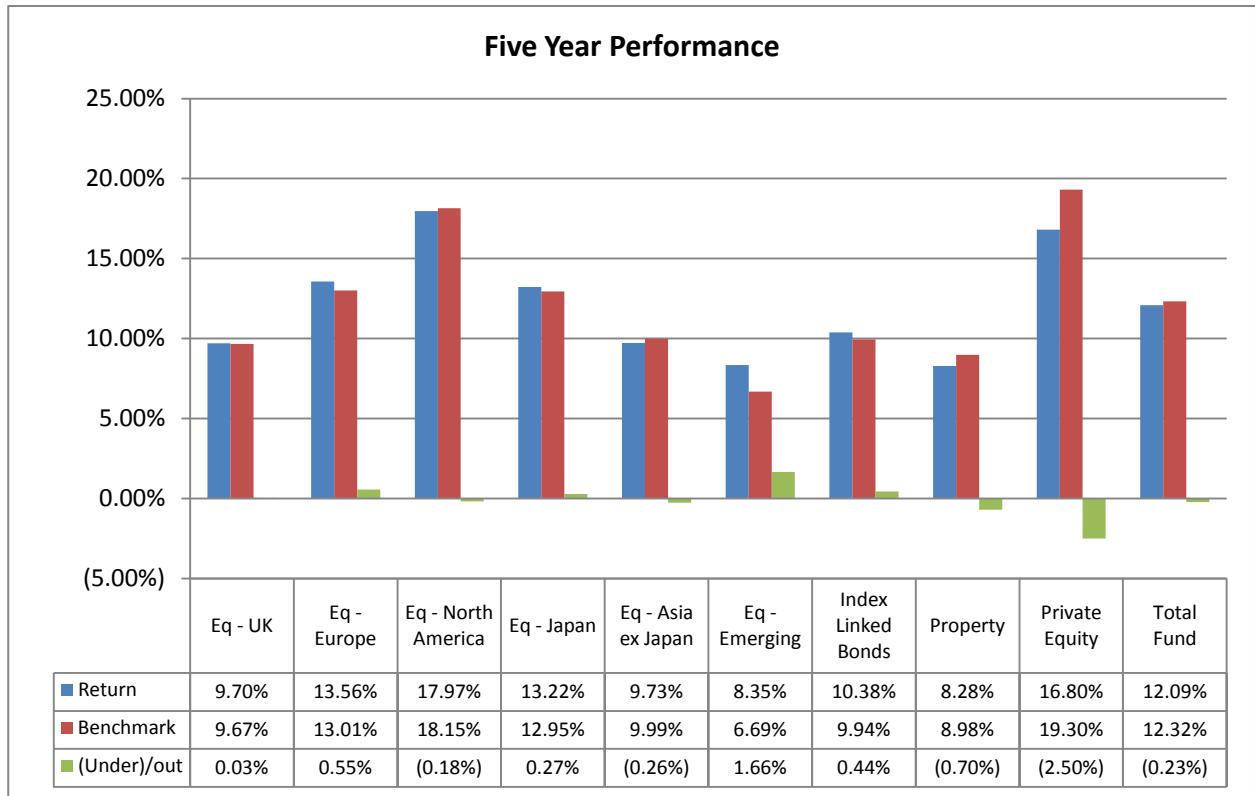


13.2. Driven by solid equity returns, the Fund returned 4.36% in the quarter and has performed largely in line with the benchmark of 4.41%. All equity regions performed positively, but with Asia pacific was the strongest performer with a return of 11.75%. The emerging market and European equities also performed well with returns of 8.93% and 7.34% respectively.



13.3. Over the last 12 months the Fund returned 25.46% and overperformed benchmark of 24.79% by 0.67%. Three and five year underperformance is 0.14% and 0.23% respectively. As much of the fund is invested passively, one would expect returns to be largely in line with benchmark. The Fund has benefitted from its overweight position in equities over the past five years.

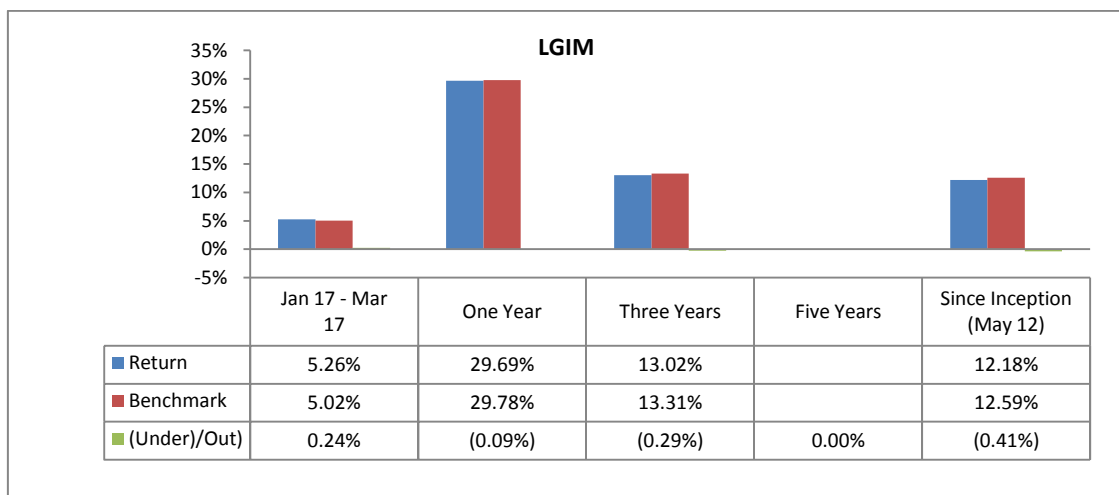




FUND MANAGER PERFORMANCE

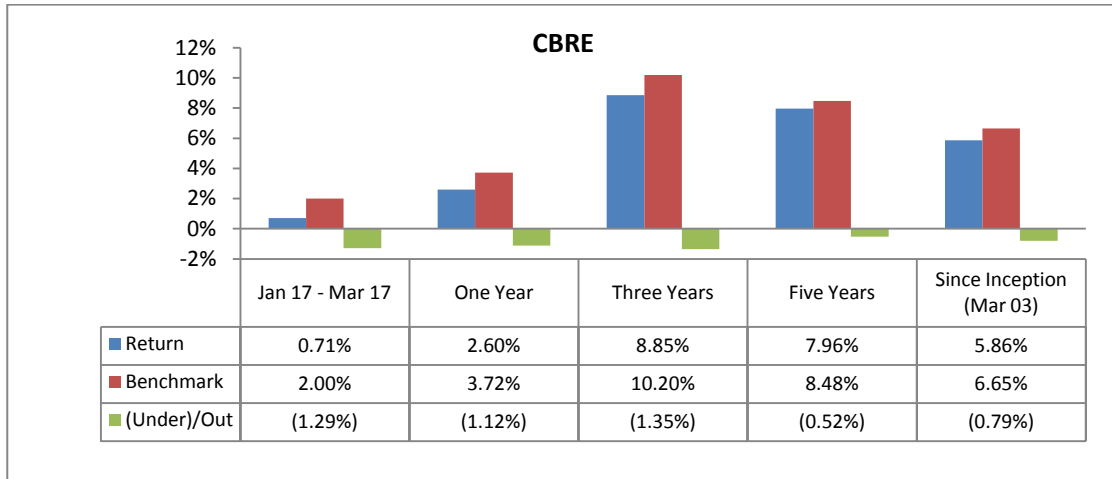
Legal & General Investment Management (LGIM)

13.4. Legal and General returned 5.26% this quarter and has slightly outperformed composite benchmark of 5.02% by 0.24%. Over the past 12 months, the portfolio has generated returns of nearly 30%. The fund manager's performance is comparable to benchmark as expected.



CBRE

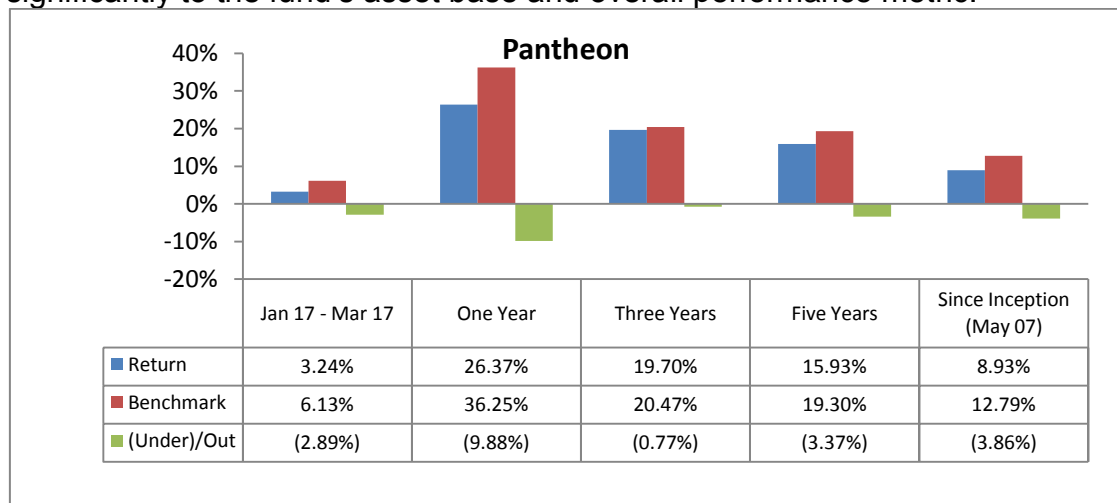
13.5 The manager saw a positive total return of 0.71% in the quarter and underperformed benchmark of 2.00% by 1.296%. CBRE lags behind benchmark over 1, 3, and 5 years, as well as since portfolio inception: however this underperformance is less than 1.00% in most cases.



13.6 The relative performance of the property portfolio was affected by two European funds that suffered significant loss, the final holdings in which were sold during the quarter: the effects of this will still show a lag on performance for some time to come.

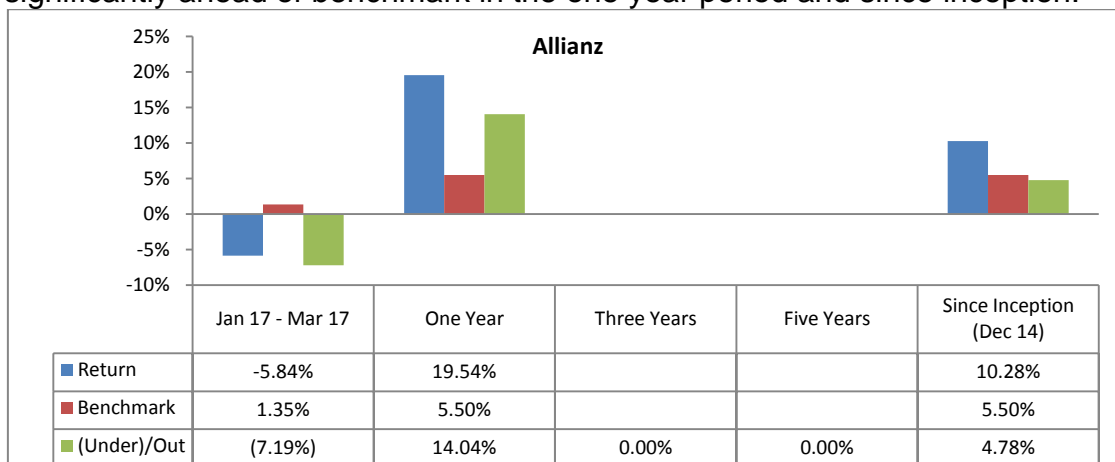
Pantheon Private Equity

13.7 Pantheon Private Equity underperformed their benchmark by 2.98%, despite having positive returns of 3.24%. Over all time horizons measured below the manager is showing a negative return compared to benchmark, however, in absolute terms, returns of over 15% over the past five years have added significantly to the fund’s asset base and overall performance metric.



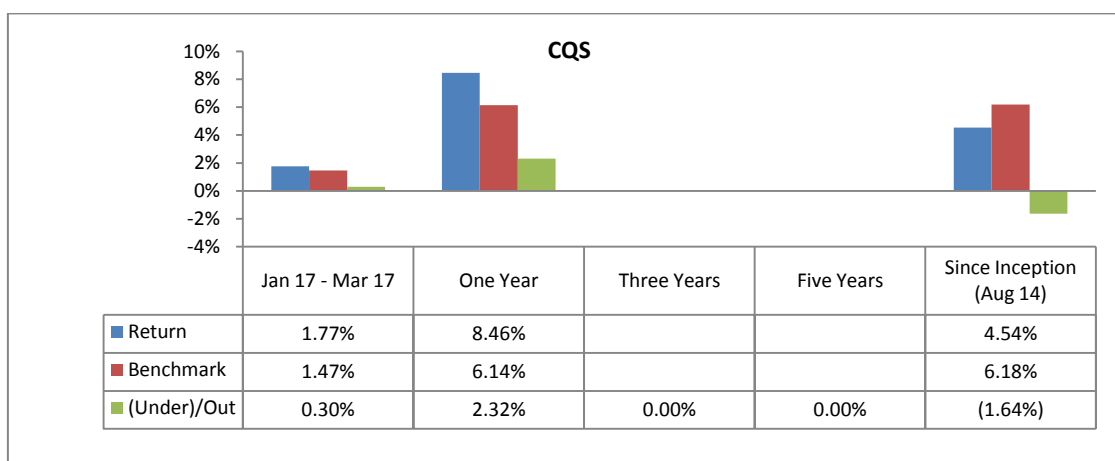
Allianz Infrastructure Debt

13.8 Allianz has returned -5.84% against benchmark of 1.35% giving an under-performance of 7.19% in the quarter. This is due to an alternation in the valuation of the underlying assets from the previous quarter causing performance in Q4 2016 to be slightly overstated: and should not be considered as concerning. Despite this fall in performance, the manager is still significantly ahead of benchmark in the one year period and since inception.



CQS Multi Sector Credit

13.9 The manager had a slight over-performance relative to benchmark in the quarter achieving a return of 1.77% against the benchmark of 1.47%. Over the past 12 months means the manager is ahead of benchmark by 2.32%, however since portfolio inception they lag behind benchmark by 1.64%.



14. Budget Management – Quarter Ending 31st March 2017

- 14.1. The Fund is entering a period of increasing maturity, where benefits payable will be more than contributions received – this is reflected in the latest actual spend to date in 2016/17. Consequently, as the Fund further matures, it will be necessary to increase cash yielding assets to ensure that the Fund is always able to meet its obligations to retired members.
- 14.2. The Funding Strategy has currently been revised to reflect the need for more investment in cash yielding assets, with the inclusion of additional property holdings, and other alternatives which will eventually yield regular dividend payments. These cash yielding assets will prevent the fund from having to sell assets specifically to pay monthly benefit payments due.
- 14.3. The below table sets how the fund's contributions and benefits income and expenditure compare between the current period and the same period in last financial year.

Cost Comparison Qtr 4 2015/16 v Qtr 4 2016/17

	Prior Year 2015-16 £'000	Reporting Period 2016-17 £'000	Change in expenditure £'000
Contributions & Benefit related expenditure			
Income			
Employee Contributions	9,122	9,341	219
Employer Contributions	34,729	37,908	3,179
Transfer Values in	1,741	2,839	1,089
Total Income	45,592	50,088	4,496
Expenditure			
Pensions & Benefits	-44,321	-47,223	-2,902
Transfer Values Paid	-3,790	-3,662	128
Administrative Expenses	-722	-865	-143
Total Expenditure	-48,833	-51,750	-2,917
Net of Contributions & Benefits	-3,241	-1,662	1,579

- 14.4. There is a decrease of £1,579k in net expenditure up to March 2017 compared to the same time last year. Whilst expenditure on pensions benefits has increased by around 6%, the income from employers and employees as well as transfers into the fund has increased by around 10%. In the longer term, however, the excess of benefits payable over contributions received is expected to increase.

Investment Related Update

15. Pooling (London CIV)

- 15.1. The Fund was one of the early investors in the London CIV (LCIV). As previously notified the Fund has achieved fee savings in the region of £130k based as a result of being part of the LCIV.
- 15.2. The LCIV continues with its programme of opening sub funds and recruiting fund managers to operate these sub funds. In setting up the single manager sub funds, LCIV will prioritise commonality of mandates among its members; quantum of assets under management; and conviction of funds in the manager. To this end, the procurement of active global equities managers and multi asset managers is currently being undertaken. Nine sub funds have currently been set up, with another 3 expected to be opened shortly.
- 15.3. LCIV has also undertaken its annual business planning and the 2017/18 budget was approved in 2017/18. LCIV has indicated that all London Funds will have to contribute a £25k service charge, plus approximately £75k in development funding costs. This reflects the increased work of the operator and to ensure that the operator meets FCA regulatory requirement around fund management and ensure that adequate resources are in place to deliver value to members of LCIV.

16. Aviva Long Lease Property Mandate

- 16.1. The Committee at its meeting on 11 April 2016 approved the investment of £50m in the Aviva Long Lease Property Fund. Following submission and completion of the 'know your client' due diligence process by Aviva, the fund has now been approved by the trustees of the Fund to join the queue of investors waiting to invest in the Fund.
- 16.2. Members may recall that the waiting time to invest had moved from the initial range of 6-9 months that was pitched to the Committee during the selection process. Although, Aviva's deal pipe is strong with the team working on "a lot of deals", the pace of decision making within counterparties that Aviva are dealing with has slowed down the investment process. Currently, there is £270m of committed funds ahead of LB Haringey in the queue. However, Aviva have confirmed that funding commitment from LB Haringey will likely be drawn down at the end of 2017 or the beginning of 2018.

Appendix 1 – Strategic Asset Allocation

Manager	% of Total Portfolio	Mandate	Benchmark	Performance Target
Legal & General Investment Management	67.5%	Global Equities & Bonds	See overleaf	Index (passively managed)
CQS	5%	Multi Sector Credit	3 month libor + 5.0% p.a.*	Benchmark
Allianz	5%	Infrastructure Debt	5.5% p.a.	Benchmark
CBRE Global Investors	8%	Property	IPD UK Pooled Property Funds All Balanced Index	+1% gross of fees p.a. over a rolling 5 yr period
Pantheon Private Equity	5%	Private Equity	MSCI World Index plus 3.5%	Benchmark
Aviva	5%	Long Lease Property	Investment has not yet taken place with these fund managers	
Copenhagen Investment Partners	2.5%	Renewable Energy		
Blackrock	2.5%	Renewable Energy		
Total	100%			

*change to LIBOR + 5.0% per annum from 1st April 2017 as agreed in the February 9th 2017 Pensions Committee Meeting (previously was LIBOR + 5.5%)

Asset Class	Benchmark	Legal & General Investment Management

UK Equities	FTSE All Share	8.80%
North America	FT World Developed North America GBP Unhedged	12.60%
Europe ex UK	FT World Developed Europe X UK GBP Unhedged	4.30%
Pacific ex Japan	FT World Developed Pacific X Japan GBP Unhedged	2.00%
Japan	FT World Developed Japan GBP Unhedged	2.00%
Emerging Markets	FT World Global Emerging Markets GBP Unhedged	7.90%
Global Low Carbon Target	MS World Low Carbon Target Index	14.90%
Total Overseas Equity	FTA Index Linked Over 5 Years Index	43.70%
Index Linked Gilts	FTA Index Linked Over 5 Years Index	15.00%
Total L&G		67.50%

Report for: Pensions Committee and Board 20th July 2017

Item number:

Title: Local Authority Pension Fund Forum (LAPFF) Voting Update

Report

authorised by: Tracie Evans, Deputy Chief Executive (CFO and S151 Officer)

Lead Officer: Thomas Skeen, Head of Pensions
thomas.skeen@haringey.gov.uk 020 8489 1341

Ward(s) affected: N/A

Report for Key/

Non Key Decision: Non Key decision

1. Describe the issue under consideration

1.1. The Fund is a member of the LAPFF and the Committee and Board has previously agreed that the Fund should cast its votes at investor meetings in line with LAPFF voting recommendations. This report provides an update on voting activities on behalf of the Fund.

2. Cabinet Member Introduction

2.1. Not applicable.

3. Recommendations

3.1. That the Committee note this report.

4. Reason for Decision

4.1. None.

5. Other options considered

5.1. None.

6. Background information

6.1. The voting alert received from LAPFF and outcome of votes is detailed below.

Company	Description	AGM Date	LAPFF Recommendation For/Oppose	LGIM Vote For/Oppose	AGM Vote outcome and overall Percentage of votes
Euromoney	To re-elect John Botts (Chair of Nominations Committee) as a non-executive director	26/01/2017	Oppose	Oppose	For (87%)
Smith & Nephew	Remuneration Policy	06/04/2017	Oppose	For	For (98%)
NRG Energy	Elect Barry T. Smitherman (Independent Non-Executive Director)	27/04/2017	Oppose	Oppose	For (92%)
Carillon	Remuneration Policy	03/05/2017	Oppose	For	For (99%)
GlaxoSmithKline	Remuneration Policy	04/05/2017	Oppose	For	For (94%)
Wells Fargo	Commissioning a review and report on Business Standards following various publicised abuses against customers	25/04/2017	For	For	Oppose (78%)
BP	Remuneration Policy	17/05/2017	For	For	For (97%)
PPL	Aligning their business models with a 2°C scenario	17/05/2017	For	For	For (53%)
EnQuest Voting	To re-elect Mr Jock Lennox (Chair of the Nomination Committee) as a director of the company	25/05/2017	Oppose	Oppose	For (88%)
Shell	Remuneration Policy	23/05/2017	For	For	For (92%)
Exxonmobil	Report on Impacts of Climate Change Policies	31/05/2017	For	For	For (61%)
Chevron	Proposal Regarding Report on Transition to a Low Carbon Economy	31/05/2017	For	For	Oppose (72%)
WPP PLC	Remuneration Policy	07/06/2017	Oppose	For	For (92%)

7. Contribution to Strategic Outcomes

7.1. None.

8. Statutory Officers comments (Chief Finance Officer (including procurement), Assistant Director of Corporate Governance, Equalities)

Finance and Procurement

8.1. There are no further finance or procurement comments arising from this report.

Legal

8.2. The Assistant Director of Governance was consulted on the content of this report. There are no legal issues directly arising from this report.

Equalities

8.3. There are no equalities issues arising from this report.

9. Use of Appendices

9.1. None

10. Local Government (Access to Information) Act 1985

10.1. Not applicable.

This page is intentionally left blank

By virtue of paragraph(s) 3 of Part 1 of Schedule 12A
of the Local Government Act 1972.

Document is exempt

This page is intentionally left blank

By virtue of paragraph(s) 3 of Part 1 of Schedule 12A
of the Local Government Act 1972.

Document is exempt

This page is intentionally left blank

By virtue of paragraph(s) 3 of Part 1 of Schedule 12A
of the Local Government Act 1972.

Document is exempt

This page is intentionally left blank

By virtue of paragraph(s) 3 of Part 1 of Schedule 12A
of the Local Government Act 1972.

Document is exempt

This page is intentionally left blank

By virtue of paragraph(s) 3 of Part 1 of Schedule 12A
of the Local Government Act 1972.

Document is exempt

This page is intentionally left blank