

DEVELOPMENT CONTROL PERFORMANCE STATISTICS

**BEST VALUE INDICATOR NI 157 (FORMERLY BV 109) -
DETERMINING PLANNING APPLICATIONS**

July 2008 Performance

In July 2008 there were 184 planning applications determined, with performance in each category as follows -

100% of major applications were determined within 13 weeks (2 out of 2)

77% of minor applications were determined within 8 weeks (34 out of 44 cases)

91% of other applications were determined within 8 weeks (126 out of 138 cases)

For an explanation of the categories see Appendix I

Year Performance – 2008/09

In 2008/09 up to the end of July there were 717 planning applications determined, with performance in each category as follows -

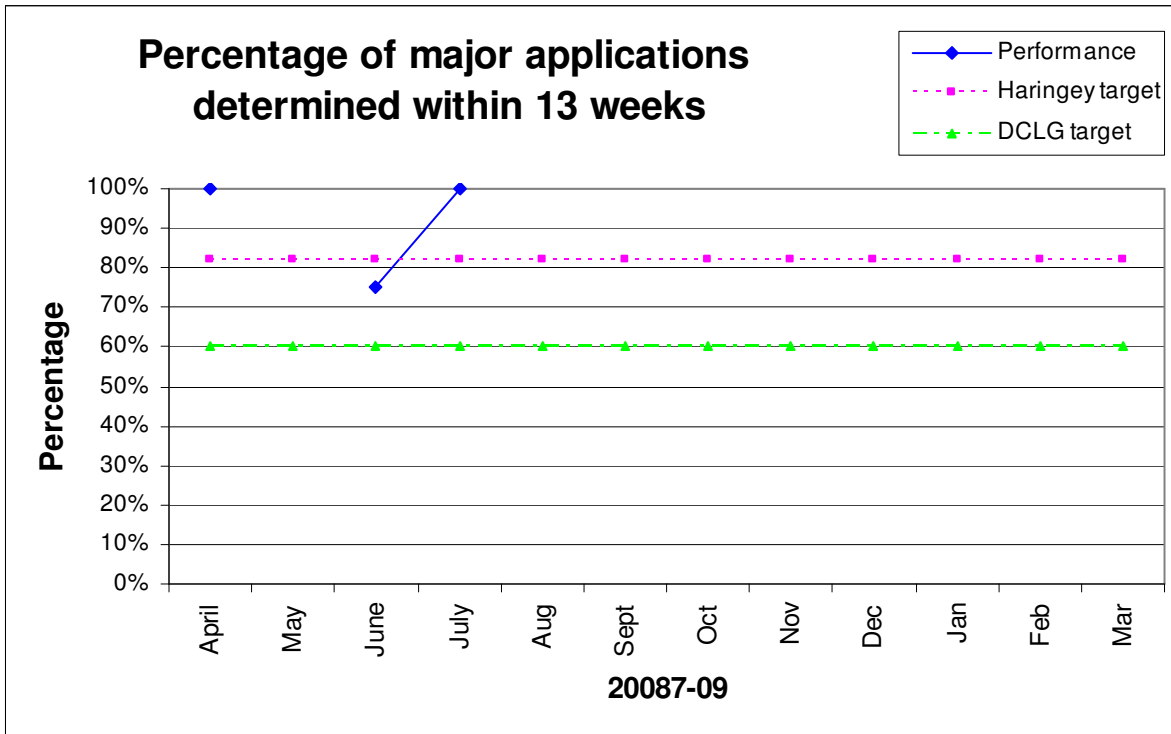
89% of major applications were determined within 13 weeks (8 out of 9 cases)

81% of minor applications were determined within 8 weeks (152 out of 187 cases)

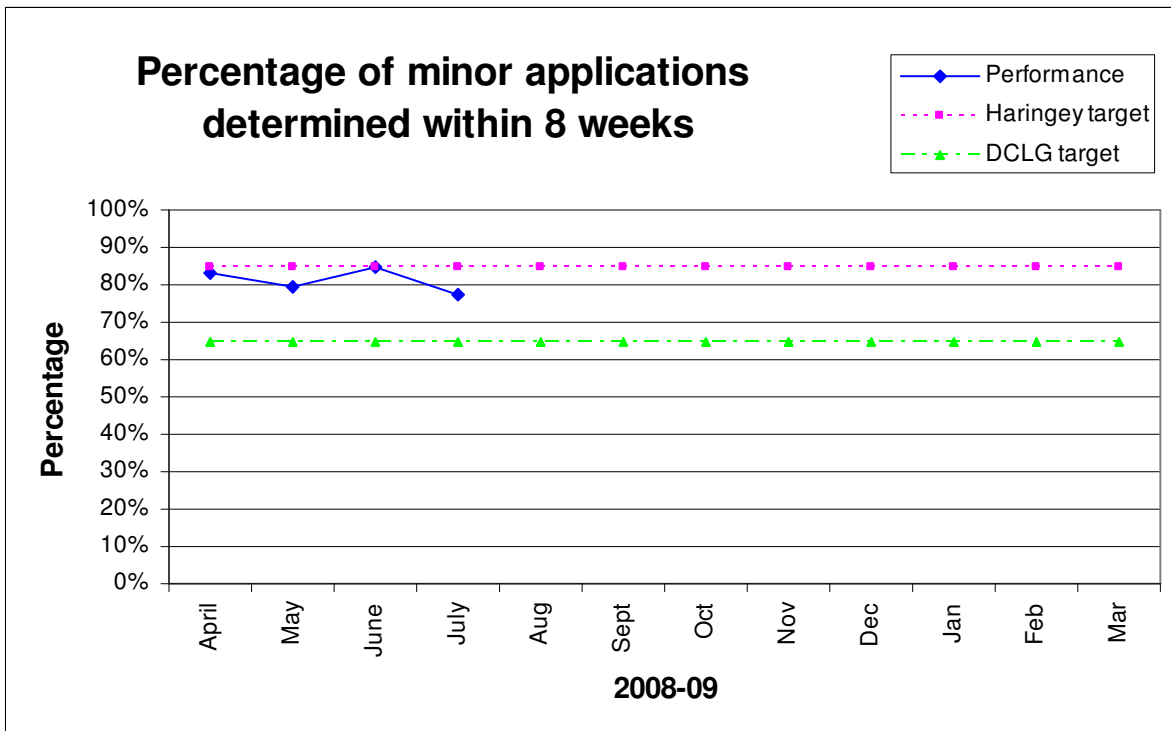
92% of other applications were determined within 8 weeks (478 out of 521 cases)

The monthly performance for each of the categories is shown in the following graphs:

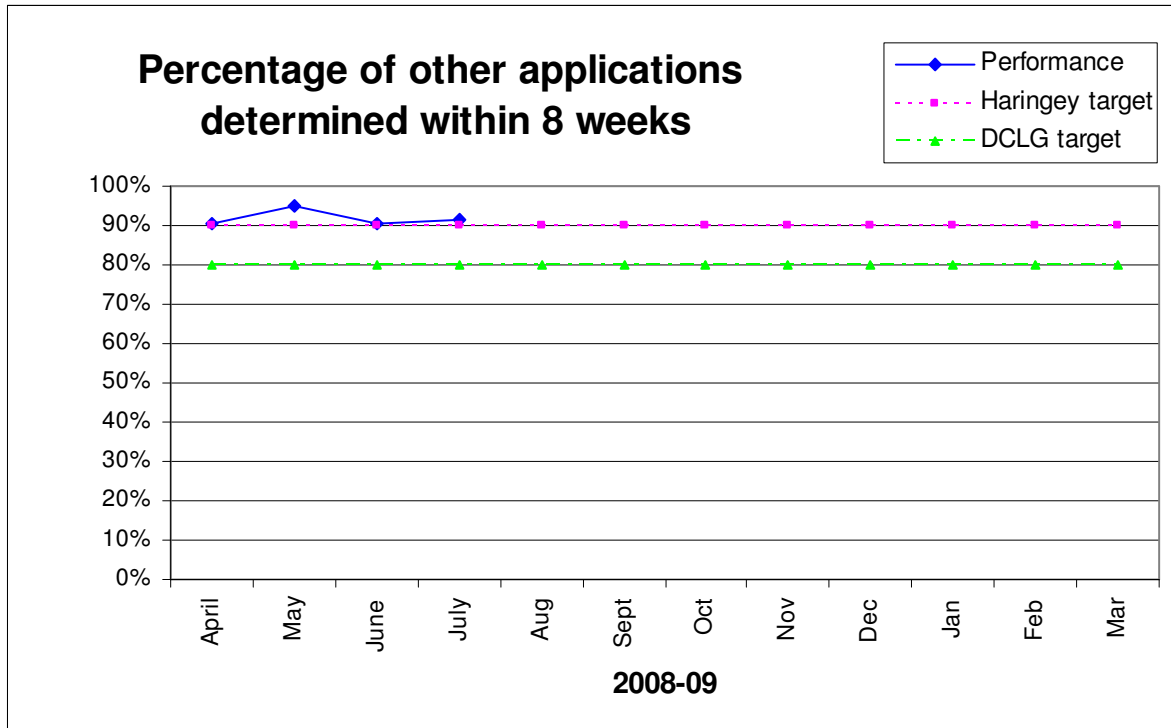
Major Applications 2008/09



Minor Applications 2008/09



Other applications 2008/09



Background/Targets

NI 157 (formerly BV 109) is one of the Department for Communities and Local Government (DCLG) National Indicators for 2008/09.

It sets the following targets for determining planning applications:

- a. 60% of major applications within 13 weeks
- b. 65% of minor applications within 8 weeks
- c. 80% of other applications within 8 weeks

Haringey has set its own challenging targets for 2008/09 in relation to NI 157. These are set out in Planning Policy & Development (PPD) Business Plan 2008-11 and are to determine:

- a. 82% of major applications within 13 weeks
- b. 85% of minor applications within 8 weeks
- c. 90% of other applications within 8 weeks

Appendix I

Explanation of categories

The NI 157 indicator covers planning applications included in the DCLG PS1/2 statutory return.

It *excludes* the following types of applications - TPO's, Telecommunications, Reserve Matters and Observations.

The definition for each of the category of applications is as follows:

Major applications -

For dwellings, where the number of dwellings to be constructed is 10 or more
For all other uses, where the floorspace to be built is 1,000 sq.m. or more, or where the site area is 1 hectare or more.

Minor application -

Where the development does not meet the requirement for a major application nor the definitions of Change of Use or Householder Development.

Other applications -

All other applications, *excluding* TPO's, Telecommunications, Reserve Matters and Observations.

DEVELOPMENT CONTROL PERFORMANCE STATISTICS

GRANTED / REFUSAL RATES FOR DECISIONS

July 2008 Performance

In July 2008, excluding Certificate of Lawfulness applications, there were 149 applications determined of which:

64% were granted (96 out of 149)

36% were refused (53 out of 149)

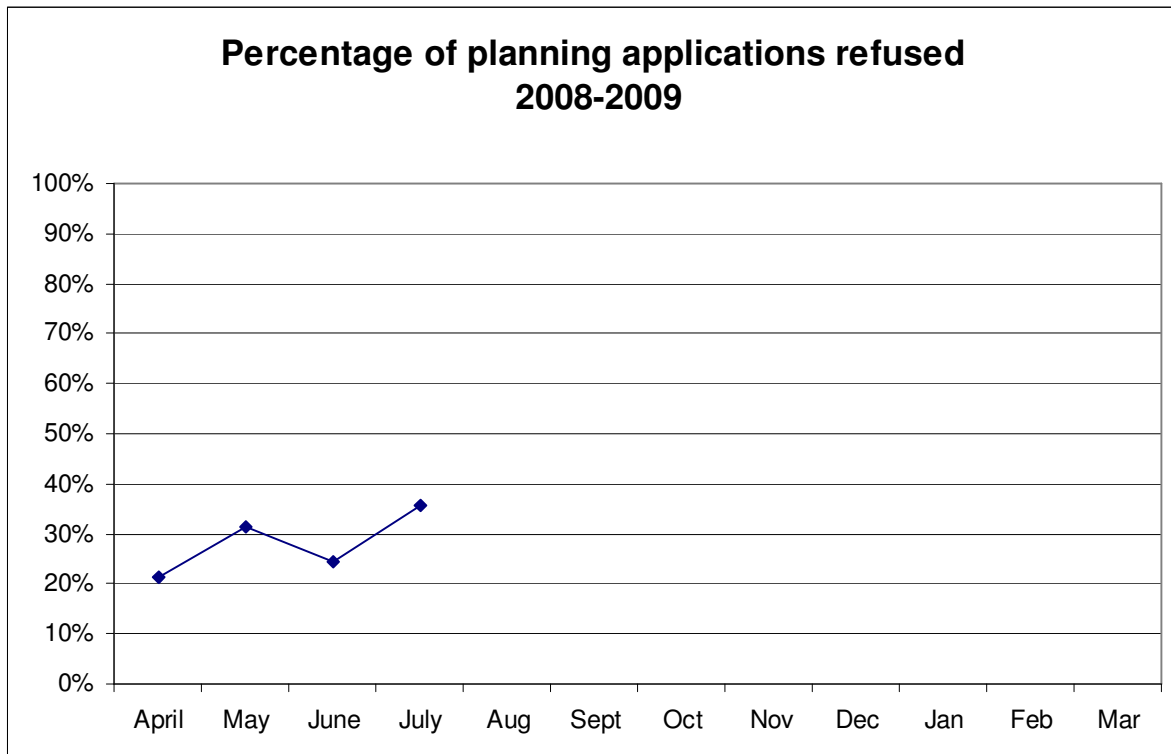
Year Performance – 2008/09

In 2008/09 up to the end of July, excluding Certificate of Lawfulness applications, there were 580 applications determined of which:

72% were granted (418 out of 580)

28% were refused (162 out of 580)

The monthly refusal rate is shown on the following graph:



DEVELOPMENT CONTROL PERFORMANCE STATISTICS

LOCAL INDICATOR (FORMERLY BV204) - APPEALS AGAINST REFUSAL OF PLANNING PERMISSION

July 2008 Performance

In July 2008 there were 4 planning appeals determined against Haringey's decision to refuse planning permission, with performance being as follows -

25.00% of appeals allowed on refusals (1 out of 4 cases)

75.00% of appeals dismissed on refusals (3 out of 4 cases)

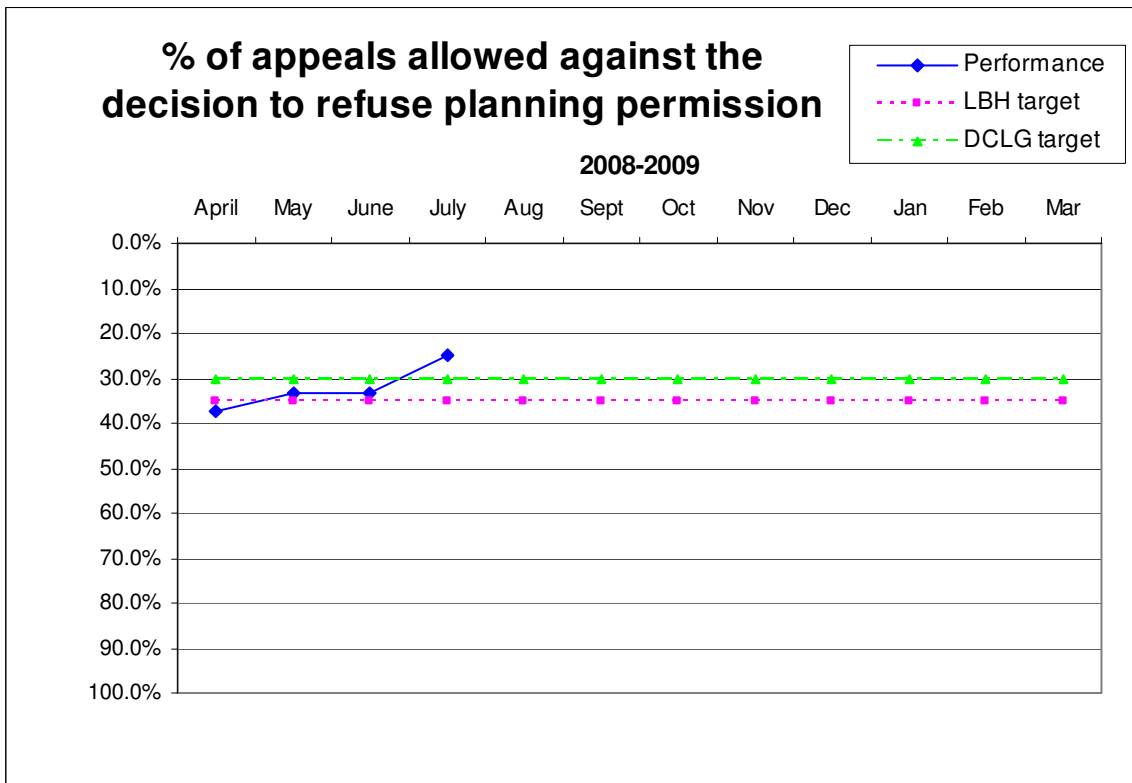
Year Performance – 2008/09

In 2008/09 up to the end of July there were 27 planning appeals determined against Haringey's decision to refuse planning permission, with performance being as follows -

33.33% of appeals allowed on refusals (9 out of 27 cases)

66.67% of appeals dismissed on refusals (18 out of 27 cases)

The monthly performance is shown in the following graph:



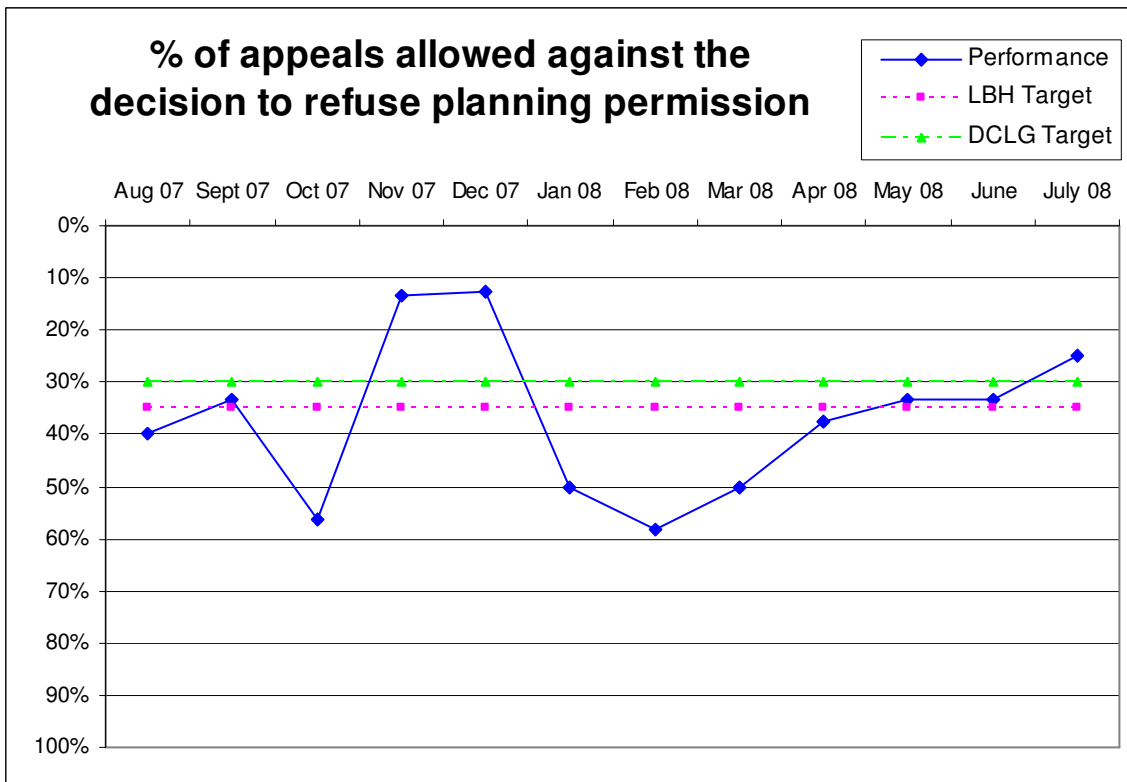
Last 12 months performance –August 2007 to July 2008

In the 12 month period August 2007 to July 2008 there were 106 planning appeals determined against Haringey's decision to refuse planning permission, with performance being as follows -

37.7% of appeals allowed on refusals (40 out of 106 cases)

62.3% of appeals dismissed on refusals (66 out of 106 cases)

The monthly performance for this period is shown in the following graph:



Background/Targets

BV204 is not included in DCLG's National Indicators for 2008/09. However it has been retained as a local indicator.

It sets a target for the percentage of appeals allowed against the authority's decision to refuse planning permission.

The target that was set by DCLG in 2007/08 was 30%^

Haringey has set its own target for 2008/09 in relation to this local indicator. This is set out in PPD Business Plan 2008-11.

The target set by Haringey for 2008/09 is 35%

(^ The lower the percentage of appeals allowed the better the performance)