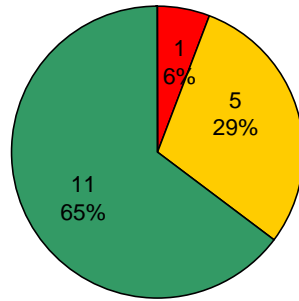
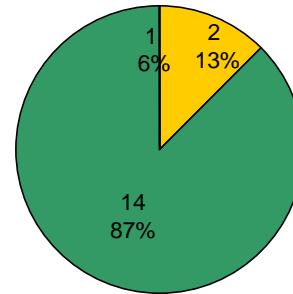


# Wellbeing Scorecard December 2007

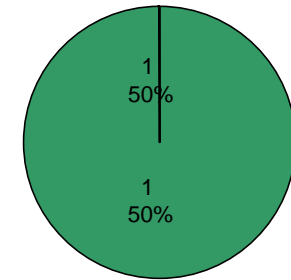
1 - Improved Health and Emotional Well-Being



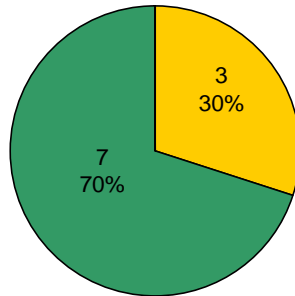
2 - Improved Quality of Life



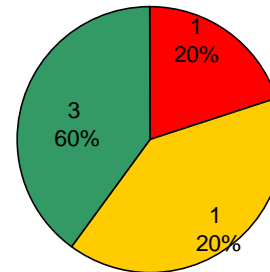
3 - Make a positive contribution



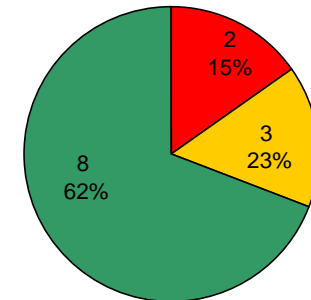
4 - Increased Choice and Control



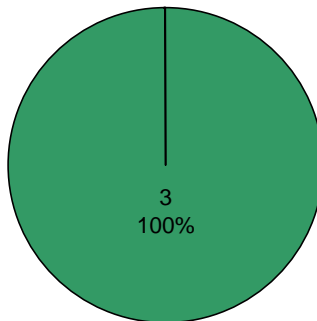
5 - Freedom from Discrimination or Harassment



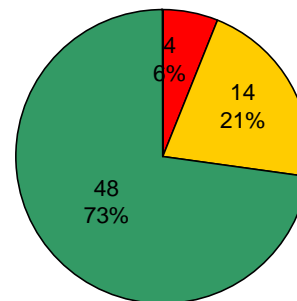
6 - Economic Well-being



7. Maintaining Personal Dignity and Respect



All objectives



<b>Red</b>	Well below target
<b>Amber</b>	Worse than, but within 5% of target
<b>Green</b>	On or better than target
New/Annual	
Blank	

## Well-being Scorecard

Objective Name

Traffic light count

	Red	Amber	Green	Annual or New	Blank	Total
	Objective 1 - Improved Health and Emotional Well-being To promote healthy living and reduce health inequalities in Haringey	1	5	11	0	0
Objective 2 - Improved Quality of Life To promote opportunities for leisure, socialising and life long learning, and to ensure that people are able to get out and about and feel safe and confident inside and outside their homes	0	2	14	0	0	16
Objective 3 - Make a positive contribution To encourage opportunities for active living including getting involved, influencing decisions and volunteering	0	0	2	0	0	2
Objective 4 - Increased choice and control To enable people to live independently exercising choice and control over their lives	0	3	7	0	0	10
Objective 5 - Freedom from Discrimination or Harassment To ensure equitable access to services and freedom from discrimination or harassment	1	2	2	0	0	5
Objective 6 - Economic Well-being To create opportunities for employment and to enable people to maximise their income and secure accommodation which meets their needs	2	2	9	0	0	13
Objective 7 - Maintaining personal dignity and respect: To ensure good quality, culturally appropriate personal care and prevent abuse of service users occurring wherever possible and to deal with it appropriately and effectively if it does occur	0	0	3	0	0	3
<b>Total</b>	<b>4</b>	<b>14</b>	<b>48</b>	<b>0</b>	<b>0</b>	<b>66</b>
	6.1%	21.2%	72.7%	0.0%	0.0%	100.0%
<b>Red</b>	Well below target					
<b>Amber</b>	Worse than, but within 5% of target					
<b>Green</b>	On or better than target					

**Objective 1 - Improved Health and Emotional Well-being**

To promote healthy living and reduce health inequalities in Haringey

	Description	Frequency	2006/07	Apr	May	Jun	Jul	Aug	Sep	Oct	Nov	Dec	Jan	Feb	Mar	YTD	Trend Arrow	YTD Progress	Annual 2007/08 Target	Comments	Data Source/Contact
1	Four week quitters	Monthly	1998	14	110	286	345	469	816							1998 (92.5%)	↑	✓	2190 quitters. Plan: Q1-274, Q2-274, Q3-547, Q4-1,095.	New data base in development to improve access to monthly data from community advisors. Revised plan to match NHS's quarterly targets.	Catherine Brown (Health Report) Gerry Taylor gerry.taylor@haringey.nhs.uk
2	Smoking cessation: Increase the number of quitters living in N17	Quarterly	240			48 (Target 33)			49 (Target 34)							97	↑	✓	240 stretch 270	Profiles for Q3 and Q4 have targets of 68 and 135 quitters respectively. At present the targets are being met although there is a risk as the majority of work will need to be done in the final two quarters of the year.	Caroline Hulett (Caroline.Hulett@haringey.nhs.uk)
3	Number of drug users within treatment	Monthly	1435	822	872	922	958	983	1017	1051						1051	↑	✓	LDP target 1182 (stretched partnership target 1475)	Performance currently 24 over LDP target and 172 under the stretched partnership target. This is based on the NTA's expected progress trajectory.	Catherine Brown (Health Report) Adrian Hosken PCT
4	Percentage of problem drug misusers sustained in treatment	Quarterly	68.00%			72%			77%							77% (covers the period of Aug 06 to July 07 - the latest 12 month period where data	↑	✓	75% to be retained >12 weeks (local tgt. National is 82%)	2007/8 target is 75%. London performance is around 70%.	Adrian Hosken PCT
5	Mortality rate from Cancer in people under 75 per 100,000 people	Quarterly	111.5	108.03		105.9			109.2							109.2	↑	✓	117 per 100,000 in 2006 (age standardised) spearhead tgt	latest available data shows target is being achieved.	Graeme Walsh PCT
6	Cardiovascular disease mortality rates per 100,000 people	Quarterly	92.3			116.5			89.5							89.5	↑	✓	94 per 100,000 in 2007 (age standardised) spearhead tgt	latest available data shows target is being achieved.	Graeme Walsh PCT
7	Reduction of obesity- mean body mass index of population (recorded as having a BMI of 30 or greater)	6 monthly	14%						9.50%							9.50%	↑	✓	14% 2006/07		Vanessa Bogle/Catherine Browne PCT
8	Proportion of people 16+ taking 30 mins moderate physical activity on three or more days a week	Quarterly	72			76						93				93	↑	✓		Health Walks Programme 93 participants have completed a 12-week programme. Active for Life (Physical Activity Referral Scheme) 162 referrals made to the programme. Watch It! (Childhood Obesity Programme)	Vanessa Bogle PCT
9	Swim usage as% of total usage in Tottenham Green Gym usage as% of total usage In Tottenham Green	Quarterly	30% 13%	29% 5%	25% 6%	25% 5%	34% 6%	35% 4%	26% 4%	22% 4%	20% 4%	15% 4%				26% 5%	↓	—	2006/07 Cumulative % 30% 13%		Margaret Barzey LBH

**Objective 1 - Improved Health and Emotional Well-being**

To promote healthy living and reduce health inequalities in Haringey

	Description	Frequency	2006/07	Apr	May	Jun	Jul	Aug	Sep	Oct	Nov	Dec	Jan	Feb	Mar	YTD	Trend Arrow	YTD Progress	Annual 2007/08 Target	Comments	Data Source/Contact
10	Swim usage as a % of total usage in Park Road Gym usage as a % of total usage in Park Road	Quarterly	66% 11%	71% 6%	69% 6%	71% 5%	68% 7%	66% 9%	70% 12%	67% 13%	60% 9%	70% 9%				70% 8%	↑	—	2006/07 Cumulative % 66% 11%		Margaret Barzey LBH
11	CPA seven day follow up	Quarterly	90.60%			100%			100%							100.00%	↑	✓	100.00%		Janice Woodruff PCT
12	Number of Older People (aged 50+) participating in a healthier eating community based programme in Noel Park, Bruce Grove and Northumberland Park	4 Monthly	22 between Jan-Mar 07						32							32	↑	✓		Round 4 results below: Total number of both programmes completed to-date = 32 Total number of people attending Shape-Up programme to-date = 65. Total number of people attending Cook & Eat programme to-date = 93	Wilkins Debbie [Debbie.Wilkins@haringey.nhs.uk]
13	Infant Mortality: Smoking during pregnancy:% of mothers known to be smokers during pregnancy	Quarterly	12.41%			6.73%			9.10%							9.10%	↑	✗	4.99%		Vanessa Bogle/Catherine Browne PCT
14	Breast Cancer Screening for women aged 50-70 years	6 monthly	36.00%															—	70% of women between 50-70	Data is not yet available for 2007/08 the service has been reinstated and backlog of Haringey patients is currently being screened. We are unlikely to be able to catch up this year, but expect that progress will be made towards meeting next year's target.	Vanessa Bogle/Catherine Browne PCT
15 Paf D40	Adults & Older clients receiving a review as a percentage of those receiving a service	Monthly	63%	133%	125%	113%	103%	97%	90%	80.00%	78.60%	74.60%				75%	↑	—	80%	Paf Top Banding 60>90% (3 blobs) Current Performance 2 Blobs	Paul Dryden LBH
16	Teenage Conception Rates (difference between 1998-2005)	Annual	62.5															—	41.3 conceptions/1000 15-17 year old females in calendar year 2006		Vanessa Bogle/Catherine Browne PCT
17 Paf D41	No of Delayed Transfers of Care- Adults & Older People per 100,000 (Social Services)	Monthly	65.5	44	50	49.91	42.90	39.93	35.05	32.67	33.01	36.07				36.07	↑	✓	39.78	Paf Top Banding 0<20.12 Current Performance 4 Blobs This is a cumulative figure across all services	Manisa Patel LBH

## Objective 2 - Improved Quality of Life

To promote opportunities for leisure, socialising and life long learning, and to ensure that people are able to get out and about and feel safe and confident inside and outside their homes

	Description	Frequency	2006/07	Apr	May	Jun	Jul	Aug	Sep	Oct	Nov	Dec	Jan	Feb	Mar	YTD	Trend Arrow	YTD Progress	Annual 2007/08 Target	Comments	Data Source/ Contact
1	The number of physical visits per 1,000 population to public libraries	Quarterly	9,585			9057			8,733			9,171				9003	↑	✓	8600	Still feeling impact of Hornsey and Stroud Green Library Closures	Erica Worth LBH
2	60+ Educational take up	4 Monthly	363				96					245				341	↑	✓	363	Performance data based on term times	George Szervanszky LBH
3	Adult (19+)education take up collected term time	4 Monthly	3149				690					2173				2863	↑	✓	3149 (787 qtr)		George Szervanszky LBH
4	BV119 - Increase in number of green flags award parks & public satisfaction	Annual	7 Flags 2 Pennants													8 Flags	↑	✓			
5 BV119e	% of residents satisfied with parks and open spaces	Quarterly	72% satisfied			72% (BVPI)			64%(Wave 2 track)			65%(residents survey)				65%	↓	—	72%	Latest residents survey show +8% rating the service as good/excellent	
6 BV119a	% of residents satisfied with sports and leisure facilities	Annual	48.70%															✓			
7	Residents Survey - Areas of personal concern % of sample mentioning concern with crime	Annual	54%									46%				46%	↑	✓		Latest residents survey show a 7% reduction in residents mentioning crime as an area of personal concern	
8 Paf C29	Younger physically disabled helped to live at home per 1,000 population aged 18-64.	Monthly	4.6			4.7	4.8	4.8	4.7	4.6	4.6	4.49				4.49	↓	—	5	Paf Top Banding 5+ Current Performance 4 Blobs	Paul Dryden LBH
9 Paf C30	Number of people with learning disabilities helped to live at home per 10,000 adults in population aged 18-64.	Monthly	1.58	1.57	1.56	1.57	1.54	1.54	1.56	1.55	1.65	1.84				1.84	↑	✓	1.7	Paf Top Banding 3+ Current Performance 2 Blobs	Paul Dryden LBH
10 Paf C31	Adults with mental health problems helped to live at home	Monthly	0.2	2.83	2.82	2.85	2.84	2.85	2.85	2.93	4.09	4.16				4.16	↑	✓	3	Paf Top Banding 2.3+ Current Performance 5 Blobs	Paul Dryden LBH
11 Paf C32	Older people helped to live at home per 1,000 aged 18-64	Monthly	94.00	89.00	89.00	88.00	88.00	87.00	93.00	104.64	103.30	101.56				101.56	↑	✓	101	Paf Top Banding 100+ Current Performance 4 Blobs	Paul Dryden LBH
12 PAF D54	Community equipment- social services items of equipment delivered in 7 days	Monthly	88%	94.6%	98.0%	93.0%	95.0%	96.0%	99.0%	99.00%	100.00%	99.80%				97.20%	↑	✓	88%	Paf Top Banding 85<100 Current Performance 5 Blobs	Paul Dryden LBH
13	Community equipment- health items of equipment delivered in 7 days	Monthly	96%	99%	99%	100%	100%	100%	100%							100%	↑	✓	100%		Catherine Brown - Health Report
14 Paf C62	Services for carers	Monthly	9.00%	9.00%	8.00%	8.80%	9.40%	9.70%	10.10%	13.5%	12.10%	12.1%				12.10%	↑	✓	9%	Paf Top Banding 12+ Current performance 5 Blobs	Paul Dryden LBH
15	Number of black and ethnic carers of who have received a breaks service - DIS 2.1 CS064	Annual	683															✓	600		Manisha Patel LBH
16	Number of active card users	Quarterly	23992	6074	6626	15008	9794	9781	8785	9056	8936	8316				82376	↑	✓	5264 (month)		Margaret Barzey LBH

**Objective 3 - Make a positive contribution**

To encourage opportunities for active living including getting involved, influencing decisions and volunteering

	Description	Frequency	2006/07	Apr	May	Jun	Jul	Aug	Sep	Oct	Nov	Dec	Jan	Feb	Mar	YTD	Trend Arrow	YTD Progress	Annual 2007/08 Target	Comments	Data Source/ Contact
1	Out and About Project (Volunteer hours secured for work with older people) Visits and telephone	Monthly	2420	183	187	191	199	235	241	261	266	265	269			2297	↑	✓	06/07 2420		Ashraf Choudhury - Age Concern
2 Paf 30	Number of adults with learning disabilities helped to live at home per 1,000 population aged 18-64	Monthly	1.6	1.57	1.56	1.57	1.5	1.54	1.56	1.55	1.65	1.84				1.84	↑	✓	1.7	Paf Top Banding 3+ Current Performance 2 Blobs Professional support has been added which has been resulted in exceeding the 2007/08 target. However this indicator remains in Band 2.	

**Objective 4 - Increased choice and control**

To enable people to live independently exercising choice and control over their lives

	Description	Frequency	2006/07	Apr	May	Jun	Jul	Aug	Sep	Oct	Nov	Dec	Jan	Feb	Mar	YTD	Trend A	YTD Progress	Annual 2007/08 Target	Comments	Data Source/ Contact
1 Paf D39	% of people receiving a statement of their needs and how they will be met	Monthly	89%	89%	90%	93%	93%	93%	95%	94%	97.3%	97%				97.0%	↑	✓	98%	Paf Top Banding 100+ Current Performance 4 Blobs	Paul Dryden LBH
2 Paf C51	Adults and older people receiving direct payments per 100,000	Monthly	138	131	131	136	137	140	137	136	149	153				153	↑	✓	139	Paf Top Banding 150+ Current Performance 5 Blobs	Paul Dryden LBH
3 Paf D55	Assessments of older people which begin within 48 hours of first contact	Monthly	60%	97%	95%	96.50%	97%	97%	97%	97%	96.9%	97%				97.3%	↑	✓	90%	Paf Top Banding 90<100 Current Performance 5 blobs	Paul Dryden LBH
4 Paf D55b	Assessments of older people completed within 4 weeks	Monthly	73%	95%	94%	95.10%	95.00%	95.20%	95.30%	95.90%	95.50%	95.70%				95.70%	↑	✓	90%	Paf Top Banding 90<100 Current performance 5 blobs	Paul Dryden LBH
5 Paf D56	Social services for Older people provided within 4 weeks following assessment	Monthly	94%	82%	85.90%	85.30%	86%	91%	91%	91.20%	90.00%	89.90%				89.9%	↓	—	93%	Paf Top Banding 90<100 Current Performance 4 blobs	Paul Dryden LBH
6 Paf D71	% of respondents when asked " Do your care workers do the things that you want done" answered "they always do the things I want done	Annual	New																		Paul Dryden LBH
7 Paf C72 (Form erly C26)	Older people aged 65 or over admitted on a permanent basis in the year to residential or nursing care	Monthly	85	73	76	72	63	75	69	66.6	68.9	61.9				61.9	↑	✓	Local Target <67	Paf Top Banding 0<90 Current Performance 5 Blobs	Paul Dryden LBH
8 Paf C73 (Form erly C27)	Adults aged 18-64 admitted on a permanent basis in the year to residential or nursing care	Monthly	5.2	2.3	2.3	2.6	2.1	1.2	1.0	1.0	1.4	1.2				1.2	↑	✓	1	Paf Top Banding 0<1.5 Current Performance 5 Blobs	Paul Dryden LBH
9 Paf E82	Assessments of adults and older people leading to a provision of service	Monthly	67.00	71.00	72.00	72.00	72.00	70.00	71.00	69.50	67.60	67.90				67.90	↑	—	70	Paf Top Banding 68<77 Current Performance 4 Blobs	
10 KPI	Service users who are supported to establish and maintain independent living	Quarterly	97.90%			98.55%			98.00%						98.00%	↑	✓	98%	3rd quarter data not available until Feb	Carlos Bailey LBH	

**Objective 5 - Freedom from Discrimination or Harassment**

To ensure equitable access to services and freedom from discrimination or harassment

	Description	Frequency	2006/07	Apr	May	Jun	Jul	Aug	Sep	Oct	Nov	Dec	Jan	Feb	Mar	YTD	Trend Arrow	YTD Progress	Annual 2007/08 Target	Comments	Data Source/Contact
1 DIS 2216 5.3LD 166	Ratio of the % of learning disabled adults receiving services that are from minority ethnic groups related to the % that are from minority ethnic groups	Annual	1.13															—	1.00		
2 Paf E47	Ethnicity of older people receiving an assessment	Quarterly	1.23			1.56			1.49	1.45	1.52	1.46				1.46	↑	—	1.3	Paf Top Banding 1<2 (3 Blobs) Current Performance 3 Blobs	Paul Dryden LBH
3 Paf E48	Ethnicity of older people receiving services following an assessment	Quarterly	1.03			0.94			0.99	0.98	0.96	1.01				1.01	↔	✓	1	Paf Top Banding 0.9<1.1 (3 Blobs) Current Performance 3 Blobs	Paul Dryden LBH
4	An increase in the percentage rate of sanctioned detections of domestic violence	Monthly	487			223 or 53%	69 or 48%	69 or 51.9%	238 or 54.2%	61 or 50.4%	64 or 58%	75 or 46%				51.8	↑	✓	129 or 32% stretch 34%	The year to date position is 51.8% and we are on track to exceed the year 1 target of 770 sanction detections and performance is significantly better than last year. Previous issues with this indicator have been resolved with GOL through the mid-year review and we are now on track to meet the year three target.	
5	Reduction of repeat victimisation	Monthly	201			228			205	211	209	216	230			230	↑	✗	191	In January 2008 a domestic violence perpetrator programme has been set up and the Police held an Athena Day targeting and arresting DV perpetrators in January, 9 people were arrested. Two more Athena days will be held in February and March 2008. It should be noted that progress has been made since 2005/06	



**Objective 6 - Economic Well-being**

To create opportunities for employment and to enable people to maximise their income and secure accommodation which meets their needs

	Description	Frequency	2006/07	Apr	May	Jun	Jul	Aug	Sep	Oct	Nov	Dec	Jan	Feb	Mar	YTD	Trend Arrow	YTD Progress	Annual 2007/08 Target	Comments	Data Source/Contact
1	Reduction in worklessness/ people entering employment Employment in Haringey- data available by ward	Annual	66.2%(2005/06)															✗	England Avg 74.8%		Ambrose Quashie LBH - Floor Targets
2	Ethnic Minority employment rate- data available by ward	Annual	45.3% (2004/05)															✗	England Avg 58.9%		Ambrose Quashie LBH - Floor Targets
3	Number of LD people aged 18-64 in paid work per 1,000 (DIS 6.4 LD168)	Annual	45															—	60		Siobhan Harper/Chloe Rawlinson LBH
4	Number of supported employment placements for employees with disabilities via Jobcentre Plus "Workstep" achieved	4 Monthly	7				7				9			9		↑	✓	06/07 7	7 full time. Only 2 new sign ups; both job seekers.	Bill Slade LBH	
5 New for 2006/07	Number of households with reduced fuel poverty in Noel Park, Bruce Grove & Northumberland Park	Annual	235															✓	235 2006/07		Lynn Sellars LBH
6 New for 2006/07	Number of properties that have received energy efficiency measures	Quarterly	461			307			429			154			890		↑	✓	461	Progress continues to be good on the proxy measures of putting in place energy efficiency and decent homes measures. 890 energy efficiency measures and 218 decent homes measures have put in place in the year to date which is almost double that done in the whole of last year.	LAA measure
7	Proportion of households accepted as homeless who have been previously accepted as homeless in the last two years (BV214)	Quarterly	2.50%			0.0%			0.0%			0%					↑	✓	2.5%		Greg Carter LBH
8	Number of households for whom advice/intervention resolved their situation per 1000 households (BV 213)	Monthly	380	15	37	70	56	69	28	77	44	33			572		↑	✓	500	The year to date of 572 is a prediction of year end by taking an average monthly figure from the data and multiplying by 12. The year end figure for this data is calculated by dividing the final number of cases by one thousandth of the total number of households in the borough (98). Therefore 594/98 = 6.06 which is currently top quartile national and local performance.	Greg Carter LBH
9	Delayed transfers of care to reduce to a minimal level by 2006 (Health)	Quarterly	2.64%			2.39%			0.75%						1.57%(current performance)		↑	✓	Local target 2%		Alex McTeare PCT
10 Paf E47	Ethnicity of Older people receiving assessment	Monthly	1.23	1.31	1.42	1.56	1.51	1.5	1.49	1.45	1.53	1.46			1.46		↑	—	1.3	Paf Top Banding 1-2 (3 Blobs) Current Performance 3 Blobs	Paul Bryden LBH

**Objective 6 - Economic Well-being**

To create opportunities for employment and to enable people to maximise their income and secure accommodation which meets their needs

11 Paf E48	Ethnicity of Older people receiving services following assessment	Monthly	1.03	0.8	0.84	0.94	0.95	0.95	0.97	0.99	0.96	1.01				1.01	↔	✓	1	Paf Top Banding 0.9<1.1 (3 Blobs) Current Performance 3 Blobs	Paul Bryden LBH
12	Number of fire safety checks carried out by fire brigade	Annual	234			54			69	23	24	20				190	↓	✓	12 fewer fires over 3 years	The number of accidental dwelling fires was higher in quarter 2 than quarter 1 but fell slightly in quarter 3 to 67, scaled up for 07/08 will be 253, this is higher than last year and also higher than the year 3 target of 230.	LAA Agreement
13	Community Alarms	Monthly	342	29	22	38	44	22	35	42	34	21				266	↑	✓	06/07 342 (28 avg per month)		Yvette Husbands/ Maureen Smith LBH

**Objective 7 - Maintaining personal dignity and respect:**

To ensure good quality, culturally appropriate personal care and prevent abuse of service users occurring wherever possible and to deal with it appropriately and effectively if it does occur

	Description	Frequenc	2006/07	Apr	May	Jun	Jul	Aug	Sep	Oct	Nov	Dec	Jan	Feb	Mar	YTD Progress	Trend Arrow	YTD Progress	Annual 2007/08 Target	Comments	Data Source/ Contact
1 Pat D37	Availability of single rooms	Monthly	100%	100%	100%	100%	100%	100%	100%	100%	100%	100%				100%	↔	✓	100.00%	Always be 100%	Paul Dryden LBH
2	To facilitate timely hospital discharge and/or effective rehabilitation Non-residential intermediate care schemes DIS 1.2 OP005	Annual	95															✓	115		Paul Dryden LBH
3	To facilitate timely hospital discharge and/or effective rehabilitation - DIS 1.2 OP007	Annual	629															✓	529		Paul Dryden LBH